India's Port of the Millennium

KAMARAJAR PORT LIMITED

(A Company of Chennai Port Authority)

(Ministry of Ports, Shipping and Waterways – Government of India)

(CIN: U45203TN1999PLC043322)

TWENTY-SIXTH ANNUAL REPORT
2025-26

Kamarajar Port Limited

(A Company of Chennai Port Authority)
(Ministry of Ports, Shipping and Waterways – Government of India)

Board of Directors	DIN
Shri Sachin Sharadchandra Kurve, Chairperson (w.e.f. 15.06.2026)	02484676
Shri Sunil Paliwal, Chairman (upto 9.01.2026)	01310101
Smt. J.P. Irene Cynthia, Managing Director (was Chairperson from 16.02.2026 to 14.06.2026)	08839241
Shri S. Viswanathan, Nominee Director, ChPA	09634577
Shri Samarth Verma, Additional Director, MoPSW	01987828
Capt. Anoop Kumar Sharma, Independent Director	03531392
Smt. Sarla Balagopal, Independent Director	01572718
Shri R.M. Narayanan, Independent Director	02853368

Key Officials

General Manager (MS)
Shri G.M. Balan

General Manager (Finance)
Smt. Kavita Satvi

General Manager
Shri Yatin Kishorbhai Patel (upto 31.12.2025)
Shri H. Vignesh (w.e.f. 04.05.2026)

General Manager (Operations)
Shri K. Thirumurugan

Chief Financial Officer
Smt. Kavita Satvi

Deputy General Manager (Finance)
Shri C.S. Vemanna

Deputy General Manager (Civil)
Shri A. Karuppiah

Deputy General Manager (MS)
Shri. C. Uma Shankar

Company Secretary & Compliance Officer
Smt. Jayalakshmi Srinivasan (upto 30.04.2025)
Smt. R. Roopa (w.e.f. 07.07.2025)

Registered Office

2nd Floor (North Wing) & 3rd Floor
Jawahar Building, 17, Rajaji Salai,
Chennai - 600 001.
Ph: 044-25251666-70/ Fax: 044 – 25251665

Registrar & Share Transfer Agent

MUFG Intime India Private Limited,
(erstwhile Link Intime India Private Limited)
C-101, 247 Park, L.B.S Marg,
Vikhroli (West), Mumbai – 400 083.
Ph: 022 – 49186000

Depositories

National Securities Depository Limited
Central Depositories Services (India) Limited

Statutory Auditors

M/s. Jasminder Singh & Associates
Chartered Accountants

Internal Auditors

M/s. Joseph & Rajaram,
Chartered Accountants

Secretarial Auditors

M/s. S. Dhanapal & Associates
Company Secretaries

Bankers

State Bank of India
Axis Bank
HDFC Bank

Vision & Mission

Vision

- To develop Kamarajar Port as a Mega Port with world class facilities to become the Eastern Gateway Port of India

Mission

- To provide Port Services of International Standards

Kamarajar Port Limited

(A Company of Chennai Port Authority)
(Ministry of Ports, Shipping and Waterways-Government of India)

BOARD OF DIRECTORS
(As on 20.08.2026)

SHRI SACHIN SHARADCHANDRA KURVE, IAS
CHAIRPERSON

SMT. J.P. IRENE CYNTHIA, IAS
MANAGING DIRECTOR

SHRI S. VISWANATHAN, IAS
NOMINEE DIRECTOR

SHRI SAMARTH VERMA, IAS
NOMINEE DIRECTOR

CAPT. ANOOP KUMAR SHARMA
INDEPENDENT DIRECTOR

SMT. SARLA BALAGOPAL
INDEPENDENT DIRECTOR

SHRI R.M. NARAYANAN
INDEPENDENT DIRECTOR

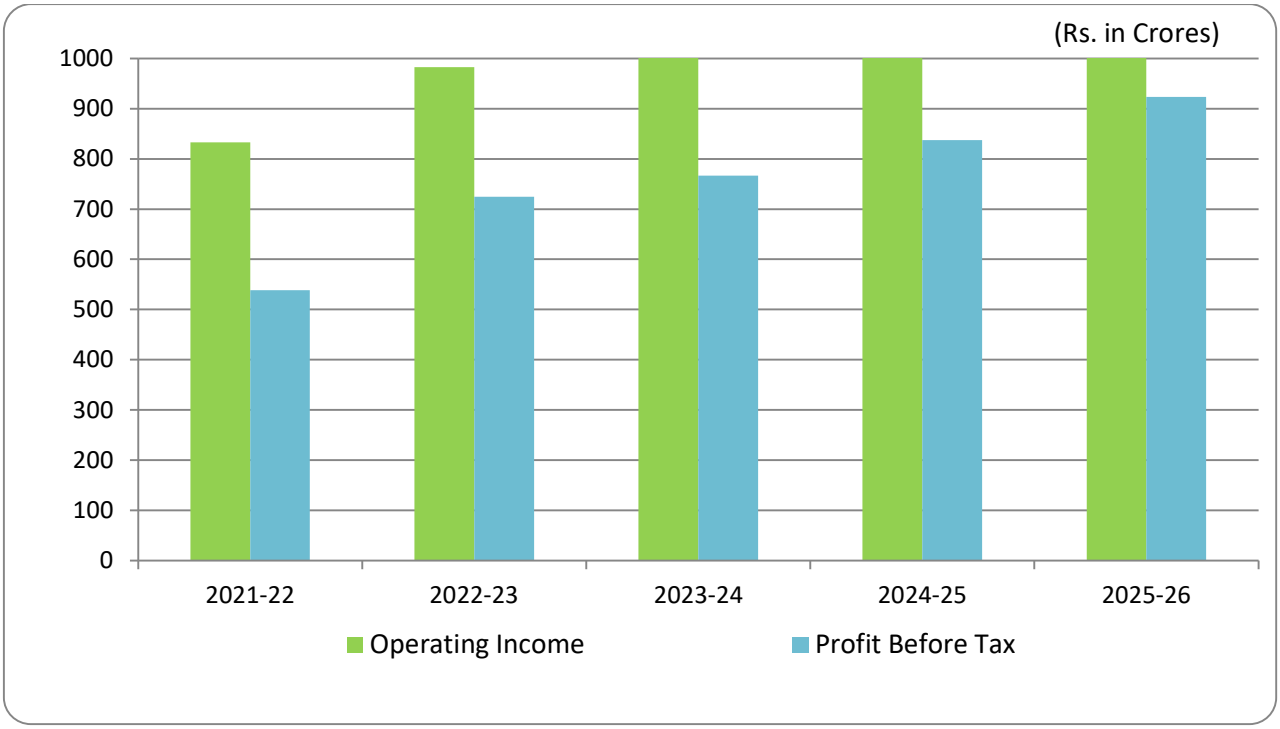

Operating Income & PBT during the last five years

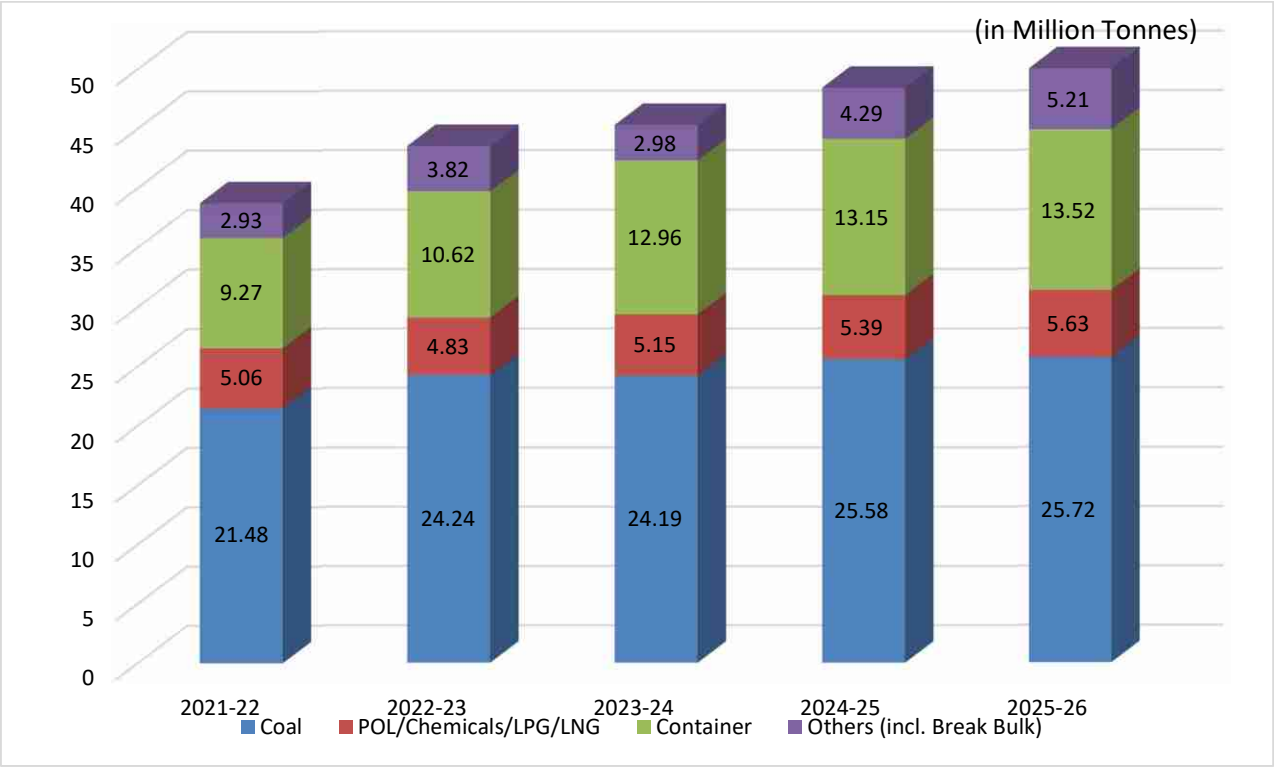

Cargoes handled during the last 5 years

KAMARAJAR PORT LIMITED

Annual Report 2025-26

INDEX

Sl. No.	Contents	Page No.
1.	**Chairman's Message**	8
2.	**Notice**	13
3.	**Board's Report**	21
4.	**Annual Report on CSR Activities**	61
5.	**Secretarial Audit Report**	68
6.	**Report on Corporate Governance**	76
7.	**Comments of Comptroller & Auditor General**	85
8.	**Standalone Independent Auditors' Report**	95
9.	**Standalone Statement of Assets and Liabilities**	112
10.	**Standalone Statement of Profit and Loss**	113
11.	**Standalone Cash Flow Statement**	114
12.	**Standalone Notes to the Financial Statements**	116
13.	**Consolidated Independent Auditors' Report**	177
14.	**Consolidated Statement of Assets and Liabilities**	194
15.	**Consolidated Statement of Profit and Loss**	195
16.	**Consolidated Cash Flow Statement**	196
17.	**Consolidated Notes to the Financial Statements**	198

Chairman's Message

Respected Shareholders and Members of the Board,

It gives me great pleasure to welcome you all to the 26th Annual General Meeting of our Company.

This meeting provides us with an opportunity to reflect on the past year's achievements, acknowledge the challenges we have faced, and share our vision for the future. I am pleased to say that, with the continued support of our shareholders, Port users, employees, and other stakeholders, your Company has made steady progress during the year.

Our achievements are a testament to the dedication and hard work of our employees, the invaluable guidance of our Board, and the continued trust and confidence reposed in us by our shareholders.. We remain committed to strengthening our business, improving operational efficiency, delivering value to all stakeholders, and pursuing sustainable growth.

Physical Performance & Highlights

I am pleased to inform that your Company has handled a cargo throughput of 49.08 million tonnes and an all-time highest of 1008 vessels during the year under review.

Your Company surpassed its highest record by handling

- 10,007 TEUs of Containers in the vessel M.V. Maersk Savannah of ME2 service that was berthed during a stay of 71 hours at Adani Ennore Container Terminal on 22.06.2025
- the highest Cargo Throughput of 10.38 Million Tonnes in 2025-26 at Common User Coal Terminal.
- 7,00,639 TEU's of Containers as against 6,81,124 TEU's handled during 2024-25, which is 2.87% higher than previous year.
- 1,91,825 Automobiles units which is 18.86% higher than previous year's handling of 1,61,384 units.

Other achievements during the year:

Your Company handled the highest-

- cargo quantity of 3.05 Lakh Tonnes in a day on 28.03.2026.
- Container volume of 4,597 TEU's in 24 hours during March 2026.
- monthly Cargo Throughput of 4.79 Million Tonnes in March 2026.
- Container volume of 64,345 TEU's in the month of December 2025;
- number of 101 Vessels in a month in March 2026; and
- the cargo, destined for Pensacola, Houston, and Baltimore, USA, marked a first-of-its-kind achievement in KPL's operational history and represented a significant milestone in handling breakbulk cargo at the General Cargo Berth.

Financial Performance

During the year under review, your Company reported an Operating Income of Rs.1239.15 Crore as against Rs.1138.42 Crore representing an increase of 8.85% over the previous year. Consequently, your Company made a higher Profit Before Tax of Rs.923.71 Crore compared to Rs.837.54 Crore (an increase of 9.26%).

Dividend

For the Financial Year 2025-26, your Company has paid an Interim Dividend @ 30% of paid-up equity share capital (which is equivalent to Rs.3/- per share) amounting to Rs.90 Crore.

Board of Directors have recommended a final Dividend @ 70% on paid up equity share capital which is equivalent to Rs.7/- per share amounting to Rs.210 Crore which will be paid, subject to your approval at the ensuing Annual General Meeting. Your Company has been paying 100% dividend on paid up equity share capital consistently for the past five financial years since 2021-22.

Accomplishments and Awards

It gives me immense pride to inform that your Company received the "Port of the Year – Special Recognition" Award at the Maritime Excellence Awards 2025 held in Mumbai on 11th September 2025 for its initiatives – 'Multi Utility Patrol Boat' and 'Shore Power Supply' towards strengthening operational efficiency, environmental sustainability, and maritime safety. Your Company also received SustainPort Award 2025 under the category Climate Resilient Infrastructure recognizing the continuous efforts towards renewable energy adoption, green shipping initiatives and sustainable port development activities and the 'Outstanding Corporate Tax Management' Award at the 14th Edition Tax Strategy & Planning Summit & Awards 2026, organized by UBS Forums.

Corporate Governance

As a good corporate citizen, your Company considers good Corporate Governance a pre-requisite for meeting the needs and aspirations of its stakeholders. Towards this end, your Company maintains transparency in its dealings through robust policies, practices, effective processes and systems with clear accountability, integrity and the highest standards of governance and

is submitting voluntary report on Corporate Governance to the Board of Directors.

Corporate Social Responsibility (CSR)

Your Company's zeal to undertake CSR projects in line with the well-laid out CSR policy and requirements of the Companies Act, 2013, can be seen from the fact that Board of Directors of your Company have approved CSR initiatives to the value of Rs.16.85 Crore which is Rs.2.30 Crore higher than the CSR expenditure of Rs.14.54 Crore earmarked for the previous year. The major CSR initiatives for which your Company contributed are:

- Rs.1,66,37657/- towards Construction of New Building at Thiruvottiyur Govt Hospital in Division -11, Zone -1 under_Namakku Naame Thittam' for FY 2025–26.

- Rs.88,65,000/- towards Construction of Chennai Primary School Building at AS Nagar.

- Rs.39,97,751/- for "Conducting Job Oriented Vocational Courses for underprivileged students at Loganathan Narayanasamy Govt College Ponneri and at Vivekananda Cultural Centre, Triplicane.

- Rs.40,00,000/- to Artificial Limbs Manufacturing Corporation of India (ALIMCO), a CPSU under the Ministry of Social Justice & Empowerment, Government of India, for distribution of Aids & Assistive Devices to approximately 200-250 Divyangjans at Minjur Block of Thiruvallur District and Kathivakkam, Ennore, Ernavur, Tiruvottriyur Blocks of Chennai District

- Rs.28,87,000/- to Greater Chennai Corporation towards Supply, Installation, Aiming, Testing and Commissioning of 4 nos of High Mast Light with 8 nos of 150W LED flood lights each at Netukkupam village

Acknowledgement

On behalf of the Board of Directors, I would like to express my sincere gratitude to our shareholders for their continued trust and confidence and the Ministry of Ports, Shipping and Waterways for their guidance.

I also extend my appreciation to TNPGCL/TNEB, NTECL, IOCL, TNPCB, GoTN and GoI, particularly the Ministry of Environment, Forest and Climate Change, Ministry of Finance, Indian Railways/Southern Railways and Indian Port Association. I gratefully acknowledge the continued support and cooperation received from the Comptroller & Auditor General of India, Statutory Auditors, Internal Auditors, Secretarial Auditor, Port Users, BOT Concessionaires, Contractors and Bankers.

I would particularly like to thank my fellow Board members and the management team for their guidance, commitment, and dedication throughout the year.

Regards,

Sachin Shardadchandra Kurve, I.A.S.,
Chairperson

KAMARAJAR PORT LIMITED
(A Company of Chennai Port Authority)
CIN: U45203TN1999PLC043322

Regd. Office: 2nd Floor (North wing) & 3rd Floor, Jawahar Building,
17, Rajaji Salai, Chennai - 600 001.
Phone: 044 - 25251666 -70 Fax No: 044 - 25251665.
Website: www.kamarajarport.in, Email: cs@kplmail.in

NOTICE

NOTICE is hereby given that the 26th Annual General Meeting of Members of Kamarajar Port Limited will be held on Tuesday, the 29th day of September 2026 at 17.00 hours (IST) through two-way Video Conferencing (VC) or Other Audio Visual Means (OAVM) to transact the following business:

ORDINARY BUSINESS

1. To receive, consider and adopt the audited Balance Sheet as at 31st March 2026, the Statement of Profit & Loss Account for the year ended 31st March 2026 and the reports of the Board of Directors, the Auditors' Report and Comments of Comptroller and Auditor General of India under Section 143 (6) of the Companies Act, 2013.

2. To confirm the Interim Dividend paid @ 30% of the paid-up equity share capital (Rs.3/- per share) for the financial year 2025-26 and to approve declaration of the Final Dividend @70% on paid-up equity share capital (Rs.7/- per share).

3. To appoint a Director in place of Shri. S. Viswanathan, I.A.S., (DIN: 09634577), who retires by rotation and being eligible offers himself for re-appointment.

4. To pass with or without modification, the following resolution as an Ordinary Resolution for payment of remuneration to Statutory Auditors:

   "**RESOLVED THAT** pursuant to Section 142(1) of the Companies Act, 2013, approval be and is hereby given to the Board of Directors for fixing the remuneration of the Statutory Auditors of the Company, to be appointed by Comptroller and Auditor General of India for the financial year 2026-27."

SPECIAL BUSINESS

5. To appoint Shri Sachin Sharadchandra Kurve (DIN: 02484676) as Chairperson in place of Shri. Sunil Paliwal, (DIN: 01310101).

To consider and if thought fit, to pass with or without modification/s the following resolution as Ordinary Resolution:

"RESOLVED THAT pursuant to the provisions of sections 152, 161 and other applicable provisions of the Companies Act, 2013 ("the Act") and the Companies (Appointment and Qualification of Directors) Rules, 2014, and other applicable rules, if any, (including any statutory modifications or re-enactment(s) thereof, for the time being in force), and in terms of Chennai Port Authority's Letter No. A3/0550/2026/GA dated 08th June 2026, Shri Sachin Sharadchandra Kurve (DIN: 02484676), Chairperson of Chennai Port Authority, who has been inducted in the Board of Kamarajar Port Limited as Chairperson w.e.f. 15.06.2026, who holds office up to the date of this Annual General Meeting and the details regarding whose appointment is given in Statement pursuant to Section 102 of the Act annexed to the Notice of this Annual General Meeting, and in respect of whom Notice has been received from member under Section 160 of the Act, be and is hereby appointed as Chairperson of the Company, liable to retire by rotation.

6. To appoint Shri Samarth Verma (DIN: 01987828) as Nominee Director.

To consider and if thought fit, to pass with or without modification/s the following resolution as Ordinary Resolution:

"RESOLVED THAT pursuant to the provisions of sections 152, 161 and other applicable provisions of the Companies Act, 2013 ("the Act") and the Companies (Appointment and Qualification of Directors) Rules, 2014, and other applicable rules, if any, (including any statutory modifications or re-enactment(s) thereof, for the time being in force), and in terms of Ministry of Ports, Shipping & Waterways (MoPSW) Letter No. LB-11013/1/2026-Labour (378925) dated 22nd January 2026, Shri. Samarth Verma (DIN: 01987828), Director (MoPSW) who has been inducted as director in the Board of Kamarajar Port Limited w.e.f 11.02.2026, and detailed in the Statement pursuant to Section 102 of the Act annexed to the Notice of this Annual General Meeting, and in respect of whom a Notice has been received under Section 160 of the Act, be and is hereby appointed as Nominee Director of the Company and shall be liable to retire by rotation.

Place: Chennai
Date: 20.08.2026

By the Order of the Board of Directors
Sd/-
R. Roopa
Company Secretary

NOTES:

a) Pursuant to General Circular No. 03/2025 dated September 22, 2025, issued by Ministry of Corporate Affairs ("MCA"), Companies are allowed to hold Annual General Meeting ("AGM") through VC /OAVM without the physical presence of the Members at a common venue till September 30, 2026. In compliance with the Circulars, the 26th AGM of the Company is being held through VC /OAVM. The deemed venue for the 26th AGM shall be the Registered Office of the Company. The Notice of 26th AGM along with Annual Report 2025-26 is being sent through electronic mode to those members whose email addresses are registered with the Company/ Depository Participants. Members may note that the Notice will be available on the Company's website www.kamarajarport.in.

b) Pursuant to the provisions of the Act, a member entitled to attend and vote at the AGM is entitled to appoint a proxy to attend and vote on his/her behalf and the proxy need not be a Member of the Company. However, as this AGM is being held through VC / OAVM, and physical attendance of Members has been dispensed with, the facility for appointment of proxies by the Members will not be available for the AGM and therefore the Proxy Form, Route Map and Attendance Slip is not annexed to this Notice. Members attending the AGM through VC / OAVM shall be counted for the purpose of reckoning the quorum under Section 103 of the Act. Members participating through VC or OAVM may cast their votes on the resolutions during the meeting by show of hands or by sending emails only through their email addresses registered with the Company in case of a Poll. The said emails shall only be sent to the designated email address circulated by the Company.

c) The relevant explanatory statement pursuant to Section 102 of the Companies Act, 2013 setting out the details relating to Special Business to be transacted at the meeting is annexed hereto.

d) Corporate members intending to authorize their representatives to participate and vote at the meeting are requested to send a certified copy of the Board resolution/such other documents authorizing their representative to attend the AGM through VC/OAVM on its behalf and to vote.

e) The Members can join the AGM in the VC/OAVM mode 15 minutes before the scheduled time of the commencement of the Meeting by following the procedure mentioned in the Notice. Members attending the AGM through VC/OAVM shall be counted for the purpose of reckoning the quorum under Section 103 of the Act.

f) Statutory registers as stipulated in the Companies Act, 2013 will be available electronically/ kept open for inspection during the AGM. Members seeking to inspect such documents can send an email to cs@kplmail.in.

g) Members are requested to notify immediately any change of address to their respective Depository Participant.

h) Brief resume of the Directors retiring by rotation/seeking appointment/ re-appointment at this Annual General Meeting is attached hereto and forms part of the Notice.

Instructions for attending the AGM through VC:

1. Web-link and log-in credentials for attending AGM through VC/OAVM will be provided in the e-mail forwarding the Notice and Annual Report.

2. Members can join Video Conference through Mobile/Laptop/Desktop.

EXPLANATORY STATEMENT PURSUANT TO SECTION 102 OF THE COMPANIES ACT, 2013

Item No. 3

Brief Resume of Shri S. Viswanathan is as under: -

Particulars	Details
Date of Birth and Age	07/11/1979 and 46 years
Date of first appointment on the Board	27/04/2023
Educational & Professional Qualification	BE (Mech)., MBA.,
Experience	Shri S. Viswanathan is the Deputy Chairperson of Chennai Port Authority, under Ministry of Ports, Shipping and Waterways, Govt of India, since April 2023. He has previously served as Managing Director, MP Tourism Development Corporation from 04/08/2020 to 05/04/2023. He also held additional charge as Additional Secretary, Government of Madhya Pradesh, Medical Education Department and CEO- Ayushman Bharat Yojana, Bhopal. His last place of posting was Managing Director, Madhya Pradesh Jal Nigam. His wide experience in various districts as Collector ranged between 2015 and 2020 in two states namely Assam and Madhya Pradesh.

	He started his career as Assistant Commissioner of Jorhat district in Assam in the year 2009.	
Securities held in KPL	1 Equity Share of Rs.10/- as a Nominee of Chennai Port Authority	
Relationship with other Directors/KMP of KPL	Shri. S. Viswanathan, IAS, Nominee Director is the husband of Smt. J.P. Irene Cynthia, IAS, Managing Director, Kamarajar Port Limited.	
Directorship/ Membership in other Companies	**Name of the Company**	**Nature of interest/concern**
	Chennai MMLP Private Limited	Additional Director
	Chennai Ennore Port Road Company Limited	Nominee Director
	Kanniyakumari Port Limited	Nominee Director
Chairmanship/Membership of various committees in other companies	NIL	
Terms and conditions of appointment	Nominee Director liable to retire by rotation. No sitting fees is payable.	
Remuneration last drawn	Not applicable	
Number of Meetings of the Board attended during the year	Corporate Governance Report (**Annexure V** of Board's Report) may be referred	

Item No. 5

Brief Resume of Shri Sachin Sharadchandra Kurve is as under:-

Particulars	Details
Date of Birth and Age	14/01/1977 and 49 years
Date of first appointment on the Board	15/06/2026
Educational & Professional Qualification	BE (Mech)
Experience	Sh. Kurve has held several important portfolios in the Govt. of Uttarakhand. In his last role before joining Chennai Port Trust, he was holding the charge of Secretary, Medical Health & Medical

	Education and Secretary, Civil Aviation. He has served as Secretary, Tourism and Secretary, State Excise & Revenue as well. In these roles, he has been instrumental in strengthening tourism infrastructure, promoting investment, improving air connectivity and streamlining land and revenue administration in the state. He has held several other key assignments in the Govt. of Uttarakhand including Secretary, Rural Development and Secretary, Industries. He gained administrative experience in Haridwar, Dehradun (State capital), Tehri Garhwal and Rudraprayag districts where he has served as District Magistrate. On deputation to Govt. of Maharashtra he held key positions including Collector – Nagpur, Collector – Mumbai Suburban and Secretary to Chief Minister – Maharashtra. His extensive experience in district administration and developmental governance has enabled him to successfully lead complex administrative and public service initiatives. He has also played an important role in tourism development and infrastructure creation through projects supported by the Asian Development Bank in Uttarakhand. As Managing Director of Kumaon Mandal Vikas Nigam, he contributed towards strengthening tourism promotion and hospitality services in the state. Sh. Kurve's distinguished contribution to public administration has been recognised through several prestigious awards and accolades. During his tenure, the State received the *Best Adventure Tourism Destination Award* by India Today in 2025, the *Best Vibrant Village Destination Development Award* from the Ministry of Tourism in 2023, and the *Best State for Promotion of Aviation Ecosystem Award* in 2026, reflecting his significant contributions in the fields of tourism and civil aviation. His individual honours include the *Best Collector Award* conferred by the Government of Maharashtra for Nagpur district (2015–16), the *President's Medal for Excellent Work* during

	Census 2011, the *Governor's Appreciation Award* for electoral revision work (2010–11), and the *Mahatma Gandhi Peace Award* awarded by the Government of Maharashtra. Known for his administrative acumen, calm leadership and developmental approach, Sh. Sachin Sharadchandra Kurve continues to make significant contributions towards governance, public service delivery and institutional strengthening. His strength lies in his citizen centric approach and humility to develop a collaborative ecosystem for the delivery of various public service initiatives of the Government
Securities held in KPL	Vide ChPA letter No. ChPA/KPL Cell/2026-27/F dated 07.08.2026, the ChPA has approved the transfer of one share of M/s KPL held by Shri. Sunil Paliwal I.A.S the then Chairperson, ChPA to Shri. Sachin Sharadchandra Kurve I.A.S, Chairperson, ChPA is under the process.
Relationship with other Directors/KMP of KPL	NIL
Directorship/ Membership in other Companies	**Name of the Company** / **Nature of interest/concern** NIL / NIL
Chairmanship/Membership of various committees in other companies	NIL
Terms and conditions of appointment	Non-Executive Director liable to retire by rotation. No sitting fee payable.
Remuneration last drawn	Not applicable
Number of Meetings of the Board attended during the year	Corporate Governance Report (**Annexure V** of Board's Report) may be referred

Item No. 6

Brief Resume of Shri Samarth Verma is as under:-

Particulars	Details
Date of Birth and Age	15/10/1987 and 38 years
Date of first appointment on the Board	11/02/2026
Educational & Professional Qualification	B. Tech (Mech)
Experience	Shri Samatth Verma IAS (DIN: 01987828) is a 2011-batch 'Indian Administrative Service (IAS) officer of the Odisha cadre, currently serving as Director in the Ministry of Ports, Shipping and

	Waterways (MoPSW), Government of India. In the span of his administrative service, he has held various key positions in the Government of Odisha as District Collector and District Magistrate, Sambalpur, District Collector and District Magistrate, Kendrapara, District Collector and District Magistrate, Puri, MD, Odisha Film Development Corporation Ltd. Director, Cuttack, Director Tourism & MD OTDC, Bhubaneswar, Director, Technical Education & Training, Bhubaneswar.	
Securities held in KPL	NIL	
Relationship with other Directors/KMP of KPL	NIL	
Directorship/ Membership in other Companies	**Name of the Company**	**Nature of interest/concern**
	World Skill Center	Nominee Director
Chairmanship/Membership of various committees in other companies	NIL	
Terms and conditions of appointment	Non-Executive Director liable to retire by rotation. No sitting fee payable.	
Remuneration last drawn	Not applicable	
Number of Meetings of the Board attended during the year	Corporate Governance Report (**Annexure V** of Board's Report) may be referred	

KAMARAJAR PORT LIMITED

BOARD'S REPORT

Dear Members,

Board of Directors takes great pleasure in presenting the 26th Annual Report on the working of your Company for the Financial Year Ended 31st March 2026. The report outlines your Company's business, operations, performance, progress and developments achieved by your Company and includes the Audited Financial Statement for the year ended 31st March 2026. This Report also outlines your Company's value creation and outcomes for all its stakeholders, including employees, partners, local communities during the Financial Year 2025-26.

1.0 PERFORMANCE & HIGHLIGHTS

1.1 FINANCIAL PERFORMANCE

Particulars	2025-26	2024-25
	(Rs. in Crs.)	
Income from Operations	1239.15	1138.42
Other Income	41.33	21.83
Total Income	**1280.48**	**1160.25**
Operating Expenses	118.13	108.35
Employee Benefits Expense	25.51	24.39
Finance Cost	41.04	43.67
Depreciation and Amortization	106.88	86.97
Other Expenses	65.21	59.33
Total Expenses	**356.77**	**322.71**
Profit Before Exceptional Items and Tax	**923.71**	**837.54**
Exceptional Items	-	-
Profit Before Tax	**923.71**	**837.54**
Taxes	327.67	298.21
Profit After Tax	**596.04**	**539.33**
Other Comprehensive Income		

Items that will not be reclassified to profit or loss		
Remeasurements of the defined benefit plans	0.40	(0.28)
Income tax expense on remeasurement benefit/(loss) of defined benefit plans	(0.14)	0.10
Change in fair value of Equity instruments	0.22	(0.13)
Income Tax expense on change in fair value of equity instruments	(0.08)	0.04
Other Comprehensive Income	**0.41**	**(0.27)**
Total Comprehensive Income for the period	**596.44**	**539.06**
Earnings per equity share		
Basic	**19.87**	**17.98**
Diluted	**19.87**	**17.98**

1.2 FINANCIAL HIGHLIGHTS

During the year under review, your Company reported an Operating Income of Rs.1239.15 Crore as against Rs.1138.42 Crore reported in the previous year, an increase of 8.85%. The Company has made a Profit Before Tax of Rs.923.71 Crore, compared to Rs.837.54 Crore in the previous year (an increase of 10.29%).

1.3 OPERATIONAL PERFORMANCE

(i) Performance Highlights

During the year under review, your Company

- surpassed its highest container handling record by handling 10,007 TEUs of Containers in the vessel M.V. Maersk Savannah of ME2 service that was berthed during a stay of 71 hours at Adani Ennore Container Terminal on 22.06.2025; and handled
- the highest Cargo Throughput of 10.38 Million Tonnes in 2025-26 at Common User Coal Terminal.
- 7,00,639 TEU's of Containers as against 6,81,124 TEU's handled during 2024-25, which is 2.87% higher than previous year.
- 1,91,825 Automobiles units which is 18.86% higher than previous year's handling of 1,61,384 units.
- an all-time highest of 1,008 Vessels as against 986 Vessels in 2024-25; and
- signed an Agreement with M/s.Toyota Kirloskar Motor Pvt Ltd, which exported 2.18 Lakhs Cars to 22 international markets, since 2012, for continuing the export/import of Automobiles through your Port for another 10 years.

(ii) Cargo Performance

Your Company handled the highest-

- cargo quantity of 3.05 Lakh Tonnes in a day on 28.03.2026.
- Container volume of 4,597 TEU's in 24 hours during March 2026.
- monthly Cargo Throughput of 4.79 Million Tonnes in March 2026.
- Container volume of 64,345 TEU's in the month of December 2025;
- the maximum number of 101 Vessels in a month in March 2026; and
- the cargo, destined for Pensacola, Houston, and Baltimore, USA, marked a first-of-its-kind achievement in KPL's operational history and represented a significant milestone in handling breakbulk cargo at the General Cargo Berth.

(iii) The cargo throughput for the financial year 2025-26 are as detailed below:

Sl. No.	Terminals	2025-26		2024-25		Variation in Traffic Handled	
		Cargo Qty	No. of Vessels	Cargo Qty	No. of Vessels	(+/-)	%
		(in Million Tonnes)					
1	Coal Berth 1	8.76	114	8.46	110	0.30	3.55
2	Coal Berth 2	6.58	86	6.93	89	-0.35	-5.05
3	Common User Coal Terminal	10.38	154	10.19	149	0.19	1.86
Total Coal		**25.72**	**354**	**25.58**	**348**	**0.14**	**0.55**
4	Marine Liquid Terminal 1	4.39	253	4.17	242	0.22	5.28
5	General Cargo Berth 1	0.54	33	0.89	46	-0.35	-39.33
6	General Cargo Berth 2	2.02	137	1.28	79	0.74	57.81
7	Container Terminal (Phase 1, Stage 1)	13.52	174	13.15	208	0.37	2.81
8	Multi Cargo Terminal	1.65	37	2.12	43	-0.47	-22.17
9	LNG Terminal	1.24	20	1.22	20	0.02	1.64
Grand Total		**49.08**	**1008**	**48.41**	**986**	**0.67**	**1.38**
10	Automobiles handled (in Nos.)	1,91,825	170	1,61,384	125	30,441	18.86
11	Containers handled (in TEU's)	7,00,639	174	6,81,124	208	19,515	2.87

(iv) Performance Metrics and Milestones

During the year under review, your Port handled-

- 1008 cargo vessels, a 2.23% increase year-over-year, reflecting consistent operational growth;
- Other than Cargo vessels, 98 Nos. of Bunker/Dredger Vessels were handled.
- 550 automobiles originating from Singapore through M.V.Tourmaline on 27th August 2025 for onward transshipment by Mitsui O.S.K. Lines Group; and
- Successfully berthed –
  - MV MSC ALTAIR the largest Container vessel (LOA 366.45 m, GRT 141635, Draft 11.6 m) on 11.02.2026 at AECTPL;
  - MV Hoegh Aurora, the world's largest and most environmentally friendly PCTC Vessel on 24.05.2026 at General Cargo Berth-1.
  - MV NEW ELLY, a Capesize Bulk Carrier (LOA 292 m, draft of 17.50 m, and GRT 92,884) on 07.06.2026 at ECTPL; and also



MV NEW ELLY, Capesize Bulk Carrier

  - Facilitated export of 700 windmill components belonging to GE and VESTAS through MV BAHRI JAZAN.

(v) Ease of Doing Business

- Upgradation of RFID based Gate Control System to RFID & ANPR based Gate Control System and is operational at all the gates effectively from 29.05.2025 to reduce manual checks and congestion at your Port. Key features of this project are: -

  (i) Automatic Number Plate Recognition (ANPR)
  (ii) Contactless Biometric Authentication
  (iii) QR code Digital Passes to streamline visitors
  (iv) Real time Dashboard for centralized monitoring of gate activities.

- Opening of Northeast Gate of Truck parking yard for movement of Container Trailers from 07:00 hrs to 15:00 hrs to ease congestion inside the Port, thereby reducing the Turnaround Time of Container Trailers.

- Provision for fetching online payment transaction details for Vessel Related Charges and Cargo Related Charges and submission of Cargo Documents i.e. Import General Manifest & Export General Manifest by the Ports users in the Business Interface Portal (BIP) as a part of 'One Nation One Port Documentation Process'. *(Trade Notice No.9 dated 01.09.2025.)*

- Development of an "e-Port Clearance Portal" for Chennai Customs for digital submission of Port Clearance applications by stakeholders, online processing by Customs authorities, and electronic download of clearances by Shipping Lines/Agents and Port Authorities *(Chennai Customs Public Notice No.07/2026 dated 22.01.2026).*

- Grant of exemption for Port Permit charges for the Cargo carrying Green Commercial vehicles, under the Green Port initiatives *(Trade Notice No.3/2026 dated 20.03.2026).*

2.0 DIVIDEND

Based on the recommendation of the Board of Directors an Interim Dividend @ 30% on paid up equity share capital which is equivalent to Rs.3/- per share amounting to Rs.90 Crore was paid on 26.03.2026. Board of Directors in their meeting held on 13.08.2026 have recommended a Final Dividend @ 70% on paid up equity share capital which is equivalent to Rs.7/- per share amounting to Rs.210 Crore which will be paid, subject to approval of Shareholders at the ensuing Annual General Meeting.

3.0 TRANSFER TO RESERVES

3.1 General Reserve:

Your Company has not transferred any amount to General Reserve during the year as it is not mandatory to transfer any amount before declaration of dividend under

the Companies Act, 2013. The balance as on 31st March 2026 remains at Rs.79.02 Crore.

3.2 Debenture/Bond Redemption Reserve:

Your Company has transferred Rs.4.57 Crore to Debenture/Bond Redemption Reserve during the year pursuant to Section 71 of the Companies Act, 2013 and the balance as on 31st March 2026 stood at Rs.59.59 Crore.

4.0 FINANCE

During the reporting year, your Company has repaid scheduled installments of Term loan of

- Rs.10 Crore to HDFC Bank and Rs. 25 Cr up to 31.03.2026 out of the availed amount of Rs.40 Crore.
- Rs.23.01 Crore to Chennai Port Authority.

During the reporting year, your Company promptly discharged on the due dates with annual interest obligation to the tune of Rs.0.88 Crore and Rs.25.45 Crore on Tax Free Bonds issued during the financial years 2012-13 and 2013-14 respectively.

4.1 Ratings

As per the offer document of Tax-Free Bonds issued by your Company, your Company has carried out the annual surveillance of Credit Ratings and the following Ratings have been assigned by the Credit Rating Agencies:

Credit Rating Agencies	Ratings / Outlook
CRISIL	AA/Stable
CARE	AA/Stable
ICRA	AA-/Stable
Brick Work	AA/Stable

4.2 Particulars of transaction made with Related Parties

The disclosure of Related Party Transactions as required under Section 134(3)(h) of the Companies Act, 2013 in Form AOC-2 is not applicable to your Company. Members may refer to Note No.30(12) to the financial statement which sets out related party disclosures pursuant to Ind AS-24.

4.3 Material changes and commitments affecting financial position between the end of the financial year and date of report

There are no material changes and commitments affecting financial position of your Company between the end of financial year and date of report.

4.4 Change in the nature of business, if any

There has been no change in the business of the Company during the financial year.

4.5 Particulars of Loans, Guarantees

Your Company has not given any Loans and Guarantees or provided any Security under Section 186 of the Companies Act, 2013.

4.6 Investments

During the year under review, your Company has not invested/paid advance towards Investments.

4.7 Capital Expenditure

Your Company spent Rs.477.66 Crore on Capital Expenditure during the financial year 2025-26 as against Rs.201.16 Crore spent in the previous year.

4.8 Fixed Deposits

During the year under review, your Company has not accepted any Fixed Deposits, nor has any outstanding unclaimed or unpaid deposits as on 31.03.2026.

4.9 Internal Financial Control

Your Company adheres to policies and procedures adopted for

- ensuring orderly and efficient conduct of its business,
- safeguarding its assets, for preventing and detecting frauds and errors,
- accuracy and completeness of the accounting records, and
- timely preparation of reliable financial disclosures.

The internal control and governance processes are regularly reviewed by the Internal Auditor and the Audit Committee for their adequacy and effectiveness. Internal control procedures are considered sufficient to provide a reasonable assurance as to the integrity and reliability of the Financial Statements.

5.0 AWARDS

During the year under review, your Company was honoured with-

"Port of the Year – Special Recognition" Award at the Maritime Excellence Awards 2025 held in Mumbai on 11th September 2025 for its initiatives – 'Multi Utility Patrol Board' and 'Shore Power Supply' towards strengthening operational efficiency, environmental sustainability, and maritime safety.

Smt. Kavita Satvi, General Manager (Finance) & CFO receives the Award

- SustainPort India 2025 Award under the category of Climate Resilient Infrastructure recognizing the continuous efforts towards renewable energy adoption, green shipping initiatives and sustainable port development activities.

GREENGATEWAY

Certificate of Award

This is to certify that

Kamarajar Port Limited

has been awarded as **WINNER** during the Residential Conference + Awards of **SustainPort India 2025** under the category **Climate Resilient Infrastructure** conferred by Mission Energy Foundation on 13-14 November 2025 at Goa

Conferred By

Conferred during

Shri Ashwinkumar Khatri
Director General

Mission Energy Foundation
003, B-16, Sector 1, Shanti Nagar, Mira Road, Thane, Maharashtra - 401107. Helpline: +91 98360 98360 http://missionenergy.org/

Certificate of Award for SustainPort India 2025 under the category Climate Resilient Infrastructure

- the 'Outstanding Corporate Tax Management' Award at the 14th Edition Tax Strategy & Planning Summit & Awards 2026, organized by UBS Forums; and

- Conferred with Certificate of Appreciation for prompt filing of returns and substantial GST payments.

6.0 MOU

Your Company has been signing Memorandum of Understanding (MoU) for the with Chennai Port Authority every year. The MoU rating for financial year 2025-26 is 'Very Good'. It is proposed to sign MoU for the year 2026-27 in the month of September 2027.

7.0 OPERATIONS

Presently, your Company has 10 Nos. of Terminals in operation, out of which four (4) Terminals are BOT Terminals, four (4) are Captive user Terminals and Two (2) are KPL owned Terminals. All the Terminals are equipped with 'State-of-the-Art' infrastructure facilities with fully mechanized cargo handling operations for faster evacuation and pollution free environment. Capacity of the 9 operational berths is 57.44 Million Tonnes. Brief of the existing Terminals are as detailed below:

i) Coal Berths 1 and 2

Coal Berths 1 & 2 with handling capacity of 8MTPA each can accommodate 280m long two Coal Carriers of up to 77,000 DWT and handles Thermal Coal for the Thermal Power Plants of TNPGCL and its JV Companies. Unloaded Coal is directly moved through the conveyor system to the stackyard located in the adjoining North Chennai Thermal Power Station (NCTPS) from where a part of it, is moved further to Mettur, through Rail connectivity. As per the business model, your Company built Berthing structure and TNPGCL has invested in and is operating and maintaining all top side facilities like shore unloaders, conveyor system, etc. for handling Thermal Coal.

ii) Marine Liquid Terminal

Marine Liquid Terminal with cargo handling capacity of 3 MTPA was developed under BOT basis by M/s.Ennore Tank Terminals Private Limited (ETTPL) and commercial operations commenced from16th January 2009. To meet the demand in the trade, the BOT Operator developed additional storage tanks and installed LPG handling equipment. The Terminal handles POL, LPG, CBFS, Chemicals and others. To mitigate the congestion of vessels, M/s.ETTPL laid additional dock lines and installed marine unloading arms thereby reducing the vessel waiting time. The Tank Farm is located in a 33 acre port-leased plot at about 3.7 km from the berth with a total storage capacity of about 254,000 KL and can store class A/B/C petroleum products, petrochemicals, vegetable oils, bio fuels, acids and safe class liquids. The entire Terminal is having an integrated fire fighting system consistent with the requirements of OISD.

iii) Common User Coal Terminal

Common User Coal Terminal with cargo handling capacity of 11 MTPA was developed on BOT basis by M/s.Chettinad International Coal Terminal Pvt. Ltd and commercial operations began from 11th March 2011. To handle Cape size vessels, the BOT Operator extended the berth length by 22.5m with draft of 18m. The stackyard area of 48.0 Ha is located at about 2.50 km from Port compound wall. An in-motion wagon loading station has been installed for loading one full rake of 59 wagons (3500T). Truck loading stations are provided for evacuation through trucks. A Conveyor has been installed with the dust suppression mechanism to reduce pollution. The Terminal has been renamed as M/s.Ennore Coal Terminal Pvt. Ltd. after acquisition of the Terminal by JSW Infrastructure Ltd. Group.

iv) General Cargo Berth cum Automobile Export Terminal

The berth can accommodate the world's Largest Car Carrier Vessel and has a back-up area of about 3,70,313 sq.m with an expansive Car Parking Yard including Transit Parking Yard for 25,000 Cars, which is the largest facility in any Indian Port.

KPL has executed long term agreements with the major OEM's viz. M/s.Nissan Motor India Pvt. Ltd., M/s. Toyota Kirloskar Motor India Pvt. Ltd., M/s.Daimler India Commercial Vehicles Pvt. Ltd., M/s.Isuzu Motors India Pvt. Ltd. and M/s.ZF Wind Power Coimbatore Pvt. Ltd. (Windmill Components), M/s.Maruti Suzuki India Ltd., M/s. Caterpillar India Pvt. Ltd. and M/s.PCA Automobiles India Pvt. Ltd. for export of Automobiles through your Port. Your Port is also providing volume based rebate on Wharfage Charges.

Your Company is planning for modification of berth by Upgradation, Equipping, Operations, Maintenance and Transfer (UROMT) through PPP Mode, for which the Ministry of Shipping has conveyed Standing Finance Committee's approval.

v) Container Terminal

Your Company entered into a Concession Agreement with M/s.Adani Ennore Container Terminal Private Limited for developing Container Terminal with handling capacity of 1.40 Million TEUs per annum under PPP mode in a phased manner. The total backup area for Container Terminal is 36.5 Ha. Phase-I berth is equipped with four Rail Mounted Quay Cranes each with 62M outreach and 12 ERTGS. Three more Rail Mounted Cranes and 9 ERTGS will be added during the second phase as and when implemented. Container evacuation is through road and rail mode. The commercial operations of Container Terminal (Phase-I) began from the financial year 2017-18.

vi) Multi Cargo Terminal

The Terminal was developed by M/s.Chettinad International Bulk Terminal Private Limited with 2.0 Million Tonnes capacity on DBFOT basis. The Terminal handles Steel, Fertilizer, Gypsum, Barytes and Limestone. The total backup area for the Terminal is 13.5 Ha. The berth is equipped with Two (2) Nos. of Harbour Mobile Cranes with capacity of 100 Tonnes each and yard is equipped with storage facilities. Cargo evacuation is through road and rail mode. The commercial operations of the Terminal began from 05.08.2017. The Terminal is renamed as M/s.Ennore Bulk Terminal Pvt. Ltd after acquisition by M/s.JSW Infrastructure Ltd Group on 13.11.2020.

vii) Liquefied Natural Gas (LNG) Import Terminal

M/s.IOCL, lead partner of JV, has set up the LNG Terminal with re-gasification facilities with capacity of 5 MTPA (expandable upto 10 MTPA). Re-gasification Terminal consists of 2 Tanks each of gross capacity 1,80,000m^3. The Terminal was commissioned on 26.02.2019 and the cost of the project is Rs.3834.51 Crore.

(viii) Automobile Export/ Import Terminal-2 (3 MTPA)

Your Company had selected M/s. L&T Geostructure Pvt. Ltd. as Contractor to develop the 2nd Automobile Export/Import Terminal with estimated capacity of 3 MTPA. The awarded project cost was Rs.149.36 Crore. The Terminal was inaugurated by the Hon'ble Prime Minister of India on 2nd January 2024 and is operational since 2024.

(ix) Coal Berth - 3 (9 MTPA)

Based on the request of TNPGCL (erstwhile known as TANGEDCO), your Company has constructed two additional Coal Berths (CB3 & CB4) at an investment of Rs.500 Crore. The two new Coal Berths have capacity of 9 MTPA each and can accommodate Cape size vessel of 18 m draft. Commercial Operation commenced in Coal Berth – 3 on 17th July 2026.

8.0 PROJECTS:

To increase your Port's ability to provide various services to its customers, action has been initiated for development of various Berths/Terminals, the status of which is as detailed below:

(i) Coal Berth - 4 (9 MTPA)

Coal Berth-4 has been handed over to TNPGCL for installation of top unloading facilities like Unloaders, Conveyor system, etc. However, the mechanisation work

which was under hold due to termination of earlier contract, has been recently awarded to a new contractor and it is expected to be commissioned in the FY 2026-27.

(ii) IOCL Captive Jetty (3 MTPA)

Your Company has signed Concession Agreement with M/s. Indian Oil Corporation Limited (IOCL) for Construction of Captive Jetty to handle POL and LPG products at an estimated project cost of Rs.921 Crore and has appointed M/s. Assystem India Ltd (Formerly known as L&T Infrastructure Engineering Ltd) as Independent Engineer. M/s. IOCL has selected M/s. ITD Cementation Ltd, Mumbai as the EPC Contractor for jetty construction. Your Company has allotted the land portion, water front and ROW for pipeline corridor to M/s. IOCL and has declared the Date of Award of Concession with effect from 02.03.2022. Construction of Jetty was completed on 31.12.2024 and the same is expected to be commissioned in near future.

(iii) Modification of Iron Ore Terminal on "as is where is basis" to also handle common user coal (12 MTPA)

Your Company had signed an agreement for Iron Ore Terminal on a 30 years BOT basis during September 2006 with the Project Company M/s. SICAL Iron Ore Terminal Limited (SIOTL). The BOT Operator had developed the first phase of 6 MTPA during 2010-11. However, due to ban on export of Iron Ore, the Terminal was never put into use. Consequently, Modification of existing Iron Ore Terminal on "as is where is" to also handle Common User Coal was contemplated and accordingly License Agreement was signed on 11.07.2016 between KPL and SIOTL.

However, due to the occurrence of Financial Default by the Concessionaire, 'Termination Notice' was issued by your Company to M/s.SIOTL on 22.03.2021 and the License Agreement was terminated on 20.06.2021. However, SIOTL is facing NCLT proceedings under IBC code and the matter is *sub judice*.

(iv) Marine Liquid Terminal – 2 (3 MTPA)

To meet ever increasing demand for POL, your Company initiated action for development of 2nd Marine Liquid Terminal consisting of berth and tankage facilities in DBFOT mode at an investment of Rs.393 Crore. After competitive bidding, your Company issued Letter of Award to Consortium of BPCL-HPCL on 14.02.2018. However, because of litigation by existing BOT Operator of MLT-1, the signing of Concession Agreement and allotment of waterfront is pending. Matter has been referred to Conciliation and Settlement Committee (CSC).

(v) Container Terminal-Phase - 1 (stage 2) - (6,00,000 TEUs / 11.58 MTPA)

The Concessionaire, M/s. AECTPL was supposed to commence Stage-2 construction on 19.01.2019 as per the Concession Agreement. However, due to delay in commencement of Stage II, liquidated damages were levied on the Concessionaire. The Concessionaire invoked Arbitration dispute on 16.8.2020. A majority Award was passed on 28.5.2024. You Company filed an appeal against the arbitration Award, and it is pending before the Hon'ble High Court of Madras.

Meanwhile, M/s.AECTPL re-commenced the construction of Phase 1 (stage 2) with effect from 01.04.2025 and is expected to be completed by January 2027.

9.0 INFRASTRUCTURE DEVELOPMENT

As a Corporate Port, functioning on "Landlord" model, your Port has to provide the basic infrastructure like road & rail connectivity, dredged basin/channel, marine services and other common utilities. Towards this end, your Company has initiated actions for effective network of Road and Rail connectivity to the National Highway to ensure faster receipt and evacuation of cargo as detailed below:-

9.1 Road connectivity

(i) Internal Road Connectivity

To provide better road connectivity to the IOCL Regasification Terminal inside the Port, your Company signed an agreement with TNRDC for construction of 2 lane concrete road at a cost of Rs.17.43 Crore. The total length of the road is 2.4 km and has been dedicated for service.

(ii) External Road Connectivity

(a) Southern Port Access Road

Present road connectivity of your Port to the three National Highways (NH5, NH4 & NH45) is through the Port Access Road, the NCTPS approach road, Tiruvottiyur – Ponneri – Panchetty (TPP) Road, the Inner Ring Road (IRR) and the Chennai Bypass Road. Considering the increasing road traffic movement of import/export of cargoes, the existing two-lane road starting from Vallur Junction (TPP Road) to Kamarajar Port Main entrance has been widened to four lane road on a turnkey basis by TNRDC for a cost of Rs.195 Crore.

The road works were implemented by TNRDC in 2 stretches. Stretch-1 involves road widening/improvement from Vallur Junction to NCTPS Junction for 4.8 km length and Stretch-2 involves road improvement from NCTPS Junction to Port Main Gate for a length of 2.3 km. The works were completed and inaugurated by Shri Sarbananda Sonowal, Hon'ble Minister for Ports, Shipping and Waterways & Ayush on 23.04.2023.

(b) Northern Port Access Road (NPAR)

The Northern Port Access Road, which connects your Port to NH5 has a length of 21.148 km with a 4.35 km SPUR Road to the existing Chennai ORR. This Northern Port Access Road forms part of Section-1 of the Chennai Peripheral Ring Road (CPRR). The State Government vide G.O.(Ms) No.37 Highways and Minor Ports (HW2) Department dated 8.3.2019 has accorded administrative sanction for Rs.3339 Crore for the formation of the road. The project is being executed by TNRDC and funded by JICA. M/s.Tata Projects was selected as the Contractor. Works commenced in January 2022 and is expected to be completed by December 2026.

(c) Stackyard Road

Your Company entered into a Contract Agreement in August 2024 with M/s.Tamil Nadu Road Development Company Ltd. (TNRDC), the Project Implementing Agency, for the development of a concrete road from Vallur NCTPS Camp Roundtana to the Port Access Road near the railway level crossing adjacent to the KPL Main Gate. TNRDC awarded the work to M/s. Om Sakthi Constructions in January 2025. The project is intended to facilitate the seamless evacuation of coal from ECTPL's stackyard to various destinations by road.

The major civil works include the repair and rehabilitation of existing bituminous and concrete roads, culverts, drains, and streetlights, as well as the reconstruction of two major bridges located between the ECTPL Stackyard and the KPL Main Gate. The scope of work also includes the construction of a 4.39 km concrete road and the strengthening of the side embankments of the bridges. The total estimated cost of the project is ₹58.21 Crore, with a scheduled completion period of 24 months.

9.2 Rail Connectivity

Presently, your Company is connected by rail to the mainline at Attipattu and Attipattu Pudunagar Stations located in the Chennai – Gudur Section of the Southern Railway on the Chennai – Delhi/Kolkata route. Your Company developed the railway facilities connecting Coal and Iron Ore Terminals to the existing NCTPS railway line. Further, as part of obligations of your Company, Rail Connectivity, to Container and Multi Cargo Terminals, has been provided.

To ease congestion in rail bound traffic, your Company has initiated actions for the following Rail Connectivity projects:

(i) Southern Rail Connectivity

Your Company entered into an agreement with M/s. Indian Port Rail & Ropeway Corporation Limited for doubling the existing single line rail connectivity from Holding Yard No.1 to Container Yard at a project cost of Rs.88.81 Crore. The total length of doubling rail connectivity is 2.65 km. The project is already commissioned and the allied works such as Interlocking Level Crossing No.4 inside the Port was commissioned during February 2025.

(ii) Northern Rail Connectivity

Northern Rail Link (NRL) connects your Port to Northern side of Minjur Station i.e. Chennai - Gudur Railway mainline. Total length of the NRL Connectivity is 11.211 km. Your Company and Kattupalli Port agreed for 30m RoW (15m each) out of 100m RoW being acquired by Government of Tamil Nadu for NPAR. Your Company has considered this NRL connectivity project as a long-term project.

(iii) Onetime Upgradation of KPL and NCTPS Railway lines

Your Company entered into an agreement with M/s. Indian Port Rail & Ropeway Corporation Limited for onetime upgradation of KPL tracks (Holding yard I, II & KPCA) and NCTPS Railway tracks (Common railway track) including modification work (P.Way, OHE and S&T) in Holding Yard II. The total upgradation length of rail connectivity is 26.38 track km at an estimate cost of Rs.35.20 Crore. Original scope of works such as Civil, OHE & S&T works have been completed. Additional work of S&T at Attipattu Station is in progress. The work is expected to be completed by August 2026.

(iv) Development of Common User Railway Siding

To strengthen rail-based cargo evacuation and enhance multimodal logistics within the Port, Kamarajar Port Limited has undertaken the development of a Common User Railway Siding. The consultancy for conducting the Feasibility Study and preparation of the Detailed Project Report has been entrusted to Indian Port Rail & Ropeway Corporation Limited (IPRCL).

The project, with an estimated cost of ₹53.68 Crore, comprises the development of (i) a Common User General Cargo Line with a goods platform, (ii) a Common User General Cargo & End-Loading Motor Vehicle/Carbon Black Feed Stock (CBFS) Line with a goods platform, and (iii) Electrification of Road No. 2 to augment the existing railway infrastructure and improve operational efficiency.

During 2025–26, the revised Feasibility Study Report (FSR) was submitted to Southern Railway, which accorded in-principle approval on 14.01.2026. Thereafter, the revised Engineering Scale Plan (ESP) was submitted to Southern Railway on 18.06.2026 for statutory approval. Upon approval of the ESP, the Detailed Project Report (DPR) will be submitted to Southern Railway to obtain the necessary statutory approvals prior to implementation. The project is expected to commence by January 2027.

9.3 Dredging Plan

(i) Capital Dredging Phase-V

The work of Capital Dredging Phase-V awarded to M/s. Jan De Nul Dredging India Pvt. Ltd, Chennai for the value of Rs.156,08,56,760/- (excluding GST) for providing water depth of (-) 16m CD for the berths such as Ro-Ro cum General Cargo Berth-II and IOCL Captive Terminal got completed during October 2023.

(ii) Capital Dredging Phase-VI

With increase in EXIM trade demand, the preference of trade will be to deploy deep draft vessels to gain economies of scale. To align with the MIV-2030 initiative, your Company has re-initiated the action for carrying out Capital Dredging Phase-VI to provide (-)18m deep draft in the Basin and Channel area of the Port. The estimated dredging cost Rs.513.83 Crore as approved by PIB will be financed through Internal and Extra Budgetary Resources. After completing tendering process, the work was awarded to M/s.Van Oord Marine Contractors BV, Mumbai for the contract value of Rs.440.70 crores excluding GST on 24.10.2024. Work is in progress. Expected to be completed by June 2026.

10.0 MARINE

10.1 Marine Operations

Your port consistently upholds top-tier operational performance and maritime security through these core strategic programs:

- **Around-the-Clock Navigation Support:** Delivering continuous, rapid pilotage for ocean-faring ships, directly minimizing port stay durations and maximizing berth availability.

- **Modern Support Fleet:** Deploying a reliable fleet of four tugs, two pilot launches, and two mooring vessels to guarantee seamless vessel handling.

- **Advanced Safety Standards:** Utilizing tugs outfitted with specialized Fire-Fighting (Fi-Fi) systems that meet strict international regulations for managing

Neo-Panamax, Capesize bulkers, Ro-Ro carriers, and Very Large Gas Carriers/Tankers (LPG/LNG).

- **Coastal Security:** Running a 24/7 seafront patrol staffed by CISF personnel to safeguard marine assets and maintain strict ISPS compliance.

- **Multipurpose Emergency Readiness:** Utilizing the patrol craft as a fully equipped hydrographic survey unit and a sea ambulance for rapid medical responses.

10.2 Vessel Traffic Services (VTS)

To elevate maritime safety and safeguard local ecosystems, your port has deployed a cutting-edge, domestically developed Vessel Traffic Service (VTS) enhanced with advanced capabilities like

- **Virtual Aids to Navigation (AtoNs):** Ensures live operational intelligence and delivering continuous situational awareness and data streaming to all transit vessels.

- **Preemptive Guidance:** Offering active steering and navigational advice to mitigate risks during transit.

- **Unified Traffic Regulation:** Structuring and monitoring ship movements for all inbound and outbound maritime traffic.

10.3 Vessel Handling Highlights

Your Port remains a premier gateway for secure, optimized, and high-capacity shipping operations:

- **Elite Pilotage and Docking**: Leveraging seasoned marine pilots and modern navigation tools to expedite ship turnarounds and comfortably handle diverse, ultra-large specialized carriers.

- **Global Environmental Compliance**: Upholding strict International Maritime Organization mandates to champion sustainable and eco-conscious maritime practices.

- **National Digital Frameworks:** Maintaining full integration with the National Logistics Portal (Sagar Sethu) for unified Maritime Single Window clearances since December 2022, while aggressively transitioning toward the "One Nation, One Port" documentation standard initiated in January 2025 for simplified PHO, immigration and customs clearance at Port.

- **Paperless Administration:** Driving a comprehensive digital transformation for all vessel-related records to maximize inter-departmental transparency and administrative speed.

10.4 Weather Readiness and Early Warning Systems

- **Strategic Partnership with IMD:** Partnered with the India Meteorological Department (IMD) to implement real-time weather monitoring and forecasting capabilities, enhancing operational preparedness.
- **Automatic Weather Station (AWS):** Monitors surface meteorological conditions and automatically transmits weather data for real-time analysis.
- **Proactive Crisis Preparedness:** Strengthened the port's defenses against cyclones, heavy rainfall, high winds and other severe weather conditions through proactive monitoring and early warning systems.
- **Precision Data Analysis:** Enabled rapid, accurate meteorological assessments directly to support safe and efficient port and marine operations.
- **Real-Time Stakeholder Alerts:** Established a robust alert mechanism for the instant dissemination of weather advisories and warnings.

11.0 PORT SECURITY

Security remains a core priority, with full alignment to ISPS regulations and DG Shipping compliance:

- Certified ISPS compliance.
- Security audits conducted by DG Shipping in collaboration with all relevant agencies.
- Port Facility Security Advisory Committee (PFSAC) meetings are being conducted half-yearly and ensures continual review and improvement.
- Coordinate with all security agencies, including the Intelligence Bureau (IB), for security-related information.
- Integrated command and Control Centre (ICCC) Commissioned on 10.7.2025
- Routine multi-agency security drills conducted with CISF, terminal operators, Indian Navy, Coast Guard, and state authorities.
- Participated in the Coastal Security Exercise on SAGAR KAVACH 01/25 (TN & PCY) on 25th & 26th June 2025

11.1 AI-Enabled Maritime Surveillance & Port Security

In addition to the existing security systems like enhanced CCTV surveillance, RDE Systems, Baggage Scanners, in order to strengthen further maritime security and safeguard navigational operations, your port successfully procured, commissioned, and integrated an AI-based Intelligent Surveillance System with the Integrated Command and Control Centre (ICCC) for the detection of traditional small fishing boats (Kattumaram) at the port channel entrance.

The system has been designed to operate seamlessly on a 24×7 basis, providing uninterrupted surveillance under varying environmental conditions. It is capable of generating real-time, high-fidelity alerts, delivering critical and actionable intelligence directly to port security personnel.

AI-based fixed surveillance cameras installed on the northern and southern sides of the port channel entrance automatically detect any traditional small fishing boat attempting to enter the navigational channel. Upon detection, the system instantly generates incident alerts, which are simultaneously transmitted to the CISF Patrol Team, CISF Control Room, Signal Station, and ICCC, enabling a swift and coordinated response to prevent unauthorized entry into the Port mouth.

12.0 SURVEY & DREDGING

12.1 Bathymetry Survey at Kamarajar Port:

Your Port continued to carry out comprehensive Pre & Post-Monsoon Bathymetric Surveys covering the navigational channel, turning circle, harbour basin, berths, approaches and port limits to accurately assess seabed conditions and maintain the declared navigational depths. During the year 2025–26, consequent to the extension of the Navigational Channel by 2.2 km under the Phase-VI Capital Dredging Project, the bathymetric survey coverage was correspondingly extended up to the newly developed end of the navigation channel, thereby ensuring complete hydrographic coverage of the entire navigable waters. The survey data facilitated safe navigation, monitoring siltation patterns, quantity estimation for maintenance dredging, planning of future dredging requirements, and strategic decision-making for sustainable port development.

12.2 Shoreline Monitoring Compliance:

Your Port continued its shoreline monitoring programme through systematic Pre- and Post-Monsoon shoreline surveys to assess coastal morphology, shoreline stability, erosion and accretion patterns along the northern and southern coastlines adjoining the Port. The survey data was compared with historical records to identify long-term coastal changes and to support environmental compliance, coastal protection measures and sustainable development of port infrastructure. The monitoring programme also assists in evaluating the impact

of port activities on the coastal environment and supports informed decision-making for future waterfront developments.

12.3 Navigational Chart Updates:

The Port continued to maintain close coordination with the National Hydrographic Office (NHO), Dehradun, for updating the Navigational Charts and Electronic Navigational Charts (ENCs) to ensure safe navigation and compliance with international hydrographic standards. During the year, all marine infrastructure developments arising out of the Phase-VI Capital Dredging Project, including the extended navigation channel and newly dredged areas developed for accommodating Cape Size vessels, were incorporated into the Port Navigational Chart and ENC. The revised chart was successfully published by the National Hydrographic Office on 15 July 2026, significantly enhancing navigational safety and providing updated hydrographic information to all vessels calling at Kamarajar Port.

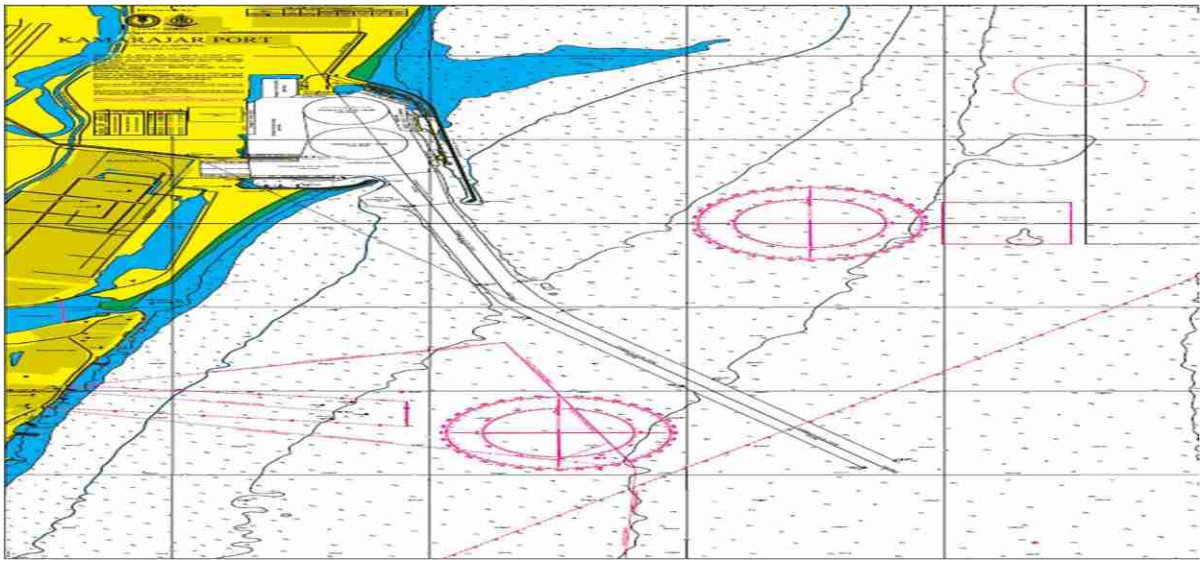

Port Navigational Chart

12.4 Conventional Tidal Data Management:

The Port continued systematic collection and monitoring of conventional tidal observations in coordination with the Survey of India, Dehradun. Daily tidal observations were compiled and forwarded on a monthly basis for inclusion in the Indian Tide Tables, which serve as an important national reference for navigation, harbour planning and coastal engineering. The tidal observations also support hydrographic surveys, dredging operations, marine construction activities and day-to-day port operations by providing reliable tidal information.

12.5 Automatic Tide Gauge Monitoring:

The Automatic Tide Gauge installed at the Port continued to provide uninterrupted real-time tidal observations in coordination with the Indian National Centre for Ocean Information Services (INCOIS) under the Ministry of Earth Sciences. The data generated supports hydrographic surveys, navigational safety, dredging operations, marine infrastructure development and operational planning. The tidal information is also shared periodically with the National Hydrographic Office and other Government agencies for hydrographic and national maritime requirements.

During the year, the Additional Surveyor General of India (Southern Region) visited Kamarajar Port on 08 August 2025 and assured the establishment of an advanced Automated Tidal Observation System at the Port under a pilot project of the Survey of India, which will further strengthen the Port's hydrographic observation network.

Inspection of Tidal Guage by Sr. Officials of Survey of India

12.6 Survey Control Infrastructure:

As a part of strengthening the national geodetic framework, the Survey of India established a Strategic Underground Permanent Survey Benchmark (SBM) within Kamarajar Port. The benchmark has been designated as a long-term geodetic reference station to support not only the Port's future infrastructure development but also strategic survey and engineering projects of the Government of India. The installation provides a stable and permanent reference point for high-precision geospatial, hydrographic and engineering surveys, enhancing the Port's capability for future expansion and national infrastructure initiatives.

12.7 Marine Safety & Hydrographic Coordination:

Kamarajar Port continued to strengthen navigational safety through continuous hydrographic monitoring, survey support and coordination with national maritime agencies. During June 2025, the Navigational Safety at Ports Committee (NSPC) audit conducted by the Indian Navy was successfully completed without any observations or remarks, reaffirming the Port's high standards of navigational safety and marine operations. The Port also maintained close coordination with the National Hydrographic Office, Survey of India, INCOIS, Indian Ports Association, PIANC and other national agencies for hydrographic surveys, chart updates, tidal observations and marine infrastructure development.

12.8 Permanent Survey Benchmarks:

During the year, 20 Permanent Survey Benchmarks (PBMs) were established across Kamarajar Port in coordination with the Survey of India to create a robust geodetic reference network for the Port. These benchmarks provide permanent horizontal and vertical control points for hydrographic surveys, engineering surveys, construction activities and future infrastructure development projects. The benchmark network will serve as the primary survey reference system for all upcoming marine and civil works, ensuring high positional accuracy, consistency in survey data and conformity with national geodetic standards. This initiative has significantly strengthened the Port's survey infrastructure and supports long-term planning and sustainable development.

12.9 Fresh Water Share Project (Water Share Initiative)

Kamarajar Port Limited initiated the Water Share Project in collaboration with Maersk Line and the International Association of Ports and Harbors (IAPH) as a pioneering sustainability initiative aimed at promoting the reuse of surplus potable water discharged from vessels calling at the Port. The project supports the Port's commitment towards environmental sustainability and contributes to the United Nations Sustainable Development Goals (SDGs), particularly SDG 6 (Clean Water and Sanitation), SDG 12 (Responsible Consumption and Production) and SDG 17 (Partnerships for the Goals). During the year, the necessary shore-side infrastructure was established to facilitate safe transfer of potable water from ships to shore. The first successful water transfer was carried out on 06 September 2025, marking the operationalization of the project at Kamarajar Port. The recovered freshwater is being effectively utilized to meet the water requirements of hired marine crafts and other non-potable operational requirements of the Port, thereby reducing dependence on conventional water resources and reinforcing KPL's commitment to sustainable and resource-efficient port operations.

1st Operation of Excess Water Transfer from Ship to Port

13.0 HEALTH, SAFETY & ENVIRONMENT

Your Port is committed to providing a positive safety culture and safe working environment for its employees and stakeholders. Health, safety and Environment practices are being followed with utmost priority to safeguard their health and safety of every individual and to maintain sustainable port operations.

Your Port shall meet the requirements of all applicable legislation and regulations with respect to matters of occupational health and safety in the workplace and set an example to all stakeholders to comply with the same in workplace. Further it is believed that health and safety in the workplace is a shared responsibility and all are expected to adhere with and promote good safety practices.

13.1 Health

Your Port, in collaboration with the Indian Truck Drivers Welfare Consortium, successfully organized a Medical Outreach Camp for truck drivers on 14.11.2025.

The camp offered Eye check-ups, Dental screenings, ECG tests, Pulmonary assessments, Blood pressure checks, Free distribution of corrective spectacles. With around 160 participants, the initiative aimed at promoting better health and well-being for our nation's essential workforce.

Medical Outreach Camp for Truck Drivers

To cater for any medical exigencies, your Port is running an Occupational Health Centre (OHC) equipped with trained paramedical staff on 24x7 basis along with one medical practitioner in General shift on all working days. Additionally your Port is equipped with an Ambulance stationed 24x7 in port to cater any first aid requirements to employees and other stakeholders.

13.2 Safety

Your Port has achieved Zero Fatal incidents in operations during the year 2025-26.

Your Port promotes safety culture at workplace by way of conducting periodical trainings and drills to achieve optimum operational excellence. Your Port had observed National Safety Week jointly with terminal operators to sensitize employees, stakeholders and Port users on the necessity and importance of complying safety for a healthy working environment.

Your Port has conducted in-house training programmes on Fire fighting for Port users, mock drills at KPL, BOT operators. Your port actively participates in mutual aid drills with proximity industries in oil & gas and thermal power plant sectors.

Your Port has an approved Disaster Management Plan & Crisis Management Plan in place for effective response and actions during any unforeseen exigencies. Your port is equipped with adequate safety equipments which are being maintained as per standards. The employees and stakeholders of your port adheres to personal safety and understand the importance of procedures that needs to be followed during exigency situations.

Your port conducted safety audit during 27th to 30th January 2026 by engaging National Safety Council (NSC) Tamilnadu Chapter for the berths/ terminals/ storage facilities handling non-flammable products as per the directions of the Ministry of Ports, Shipping & Waterways.

Your Port ensures good practice by analyzing the near misses/ incidents/ accidents and implements the lessons learnt as corrective actions to enhance safety culture at workplace to mitigate the risk.

Your Port is disseminating safety awareness through public address systems in Trilingual to drivers, visitors and stakeholders.

Apart from regular operations, your Port is also conducting safety awareness sessions and imparting fire-fighting trainings to the workers working under ongoing project works.

Your Port is ensuring the safety of stevedores and stakeholders by conducting safety awareness campaigns on regular basis.

Your Port is equipped with Tier I - Oil Spill Response equipment in compliance with the requirements of the National Oil Spill Disaster Contingency Plan (NOS-DCP) guidelines. Port has fulfilled the requirements of IMO Level I, II & III trainings as per National Oil Spill Disaster Contingency Plan (NOS-DCP) guidelines.

13.3 Environment

Your Port is complying with all the Environmental Laws applicable and submitting the compliance reports regularly on the conditions stipulated vide various Environmental Clearances of Port projects to MoEFCC, CPCB and TNPCB.

As a part of compliance of MARPOL regulations, your port has facilitated the reception facilities under Annexes I, II, IV, V & VI of MARPOL. Port has empanelled eight nos. of Tamil Nadu Pollution Control Board approved recyclers for collection and disposal of ship generated oily wastes.

Your Port has authorization for the generation, collection and disposal of Hazardous Wastes. Your Port is submitting the annual returns under Hazardous and Other Wastes (Transboundary & Management) Rules, 2016 for the quantity of hazardous wastes handled during the preceding year.

Your Port is interested in the creation of circular economy and is following the Reduce Reuse & Recycle (RRR) principle for the sustainable Port operations. Your Port had banned Single Use Plastics inside the Port. The other solid wastes collected from ships and various other locations inside the Port areas are segregated into different categories and sent to Pollution Control Board approved re-cyclers for further beneficial use.

Your Port has installed organic waste converter inside its premises through which the Port and ship generated organic/food wastes are treated and used as manure for the green belt.

Your Port continuously endeavors to sustain an eco-friendly and green port. Port is regularly monitoring the environment. Port has engaged a NABL accredited and MoEF&CC recognized laboratory for sampling and testing of various environmental parameters like ambient air quality, ambient noise levels, marine water quality, surface water quality, ground water quality, and STP outlet water quality.

Your Port ensures that the BOT operators inside the Port are also monitoring the environment in their respective terminals. The environmental quality reports are regularly submitted to the State Pollution Control Board. All the environmental parameters including air quality levels, are being maintained well within the limits prescribed by Central Pollution Control Board.

Your Port has installed 3nos. of Continuous Marine Water Quality Monitoring Stations (CMWQMS) in its water bodies and the data is synchronized with the servers of TNPCB for real-time monitoring.

CMWQMS at Finger Jetty

CMWQMS at Kosasthaliyar River

Your Port has installed 6 nos. of continuous Ambient Air Quality Monitoring Stations in its premises covering upwind and downwind directions. The data is synchronized with TNPCB and CPCB servers for real-time monitoring.

Your Port obtained extension of Environmental & CRZ Clearances for Container Terminal Phase-II to enable completion of ongoing development of the berth in 330m length and cargo handling facilities.

Your Port obtained Environmental & CRZ Clearances for handling increased throughput i.e., existing 3MTPA to 6MTPA at Marine Liquid Terminal.

Your Port obtained Consent to Operate for Coal Berths CB3 & CB4 which enables additional throughput of 18MTPA to the Port Cargo throughput capacity.

Your Port along with the BOT Operators installed renewable energy (solar power) of 1.32 MW and drawing 60% of its captive usage from renewable energy.

Your Port and BOT operators have installed 113 KLD capacity Sewage Treatment Plants in their respective premises. Your Port is interested in Zero Liquid Discharge (ZLD) principle and reuse of recycled water.

As part of reduction in ship generated emission levels, your Port is already providing shore power supply to the harbor crafts when they are idle and thereby reducing the emissions. Your Port has completed and commissioned the installation of shore power supply facility at Coal Berths 1 & 2. Your port had electrified 77% of the cargo handling equipment thereby reducing the emissions considerably.

You Port had electrified approximately 77% of its cargo-handling equipment as part of its decarbonization strategy, thereby reducing greenhouse gas emissions and dependence on fossil fuels. The initiative forms a key component of the port's efforts toward achieving the objectives of the Harit Sagar Guidelines and promoting sustainable port operations.

Your Port has introduced 6 numbers of e-vehicles inside the port area in order to reduce the carbon footprint. The e-vehicles deployed at Port are used for inter carting of manpower, solid waste management etc., Apart from this, 24nos. ITVs used in the container terminal are fully electrified. Port had developed 5nos. of e-charging stations inside its premises aligning with the targets of Ministry of Ports, Shipping & Waterways.

Your Port replaced all the electrical appliances with high rated appliances to reduce power consumption.

Your Port carried out Environmental & Water Audits for all its operational areas including BOT Terminals through National Productivity Council.

Your Port observed World Environment Day on 5th June 2025. As a part of this, various awareness activities were conducted. Plantation of tree sampling was carried out.

14.0 INDUSTRIAL RELATIONS

Your Company continues to maintain cordial and harmonious Industrial relations during the year 2025-26. No man days were lost during the year due to any strike or stoppage of work. The labour situation at the port was normal.

15.0 HUMAN RESOURCE DEVELOPMENT

15.1 Manpower

The manpower details with respect to all employees as on 31.03.2026 of your Company are given below:

	SC	ST	OBC	Others	Total
Officers	13	2	37	23	75
Staff	9	1	8	8	26
Total	22	3	45	31	101

15.2 Representation of SCs/STs/OBCs and Minorities

Your company meticulously follows the Presidential Directives and orders of the Central Government from time to time on reservation of posts/benefits in favour of the Scheduled Caste, Scheduled Tribes, Other Backward Classes, and Minorities etc. SC employees constitute 22% of total manpower and ST employees constitute 3% of total manpower

Liaison Officers for SC/ST and OBC have been appointed to ensure compliance and implementation of the reservation orders in the organization.

15.3 Grievance Redressal Mechanism

Your Company has in place a grievance redressal procedure for Executives as well as non-executive employees. There was NIL grievance received for the year under review.

16.0 DISCLOSURE UNDER THE SEXUAL HARASSMENT OF WOMEN AT WORKPLACE (PREVENTION, PROHIBITION AND REDRESSAL) ACT, 2013 AND WOMEN EMPOWERMENT

The provisions of the Sexual Harassment of Women at Workplace (Prevention, Prohibition and Redressal) Act, 2013 have been implemented in the company with the aim of providing protection to women against sexual harassment at workplace and for prevention and redressal of complaints. No case of any harassment has been reported at any time in your Company and specifically no complaints of sexual harassments were received during the year 2025-26.

As on 31st March 2026, there are a total of 21 women employees on company rolls, of whom 4% are in staff cadre and 27% are in officers cadre. International Women's Day

was celebrated with the active participation of women employees in various games and programmes.

17.0 CORPORATE SOCIAL RESPONSIBILITY

Your Company as a responsible Corporate citizen has undertaken projects in line with adopted CSR Policy and Companies Act, 2013. CSR Annual Report containing the requisite disclosures relating to composition of the CSR committee, CSR policy and initiatives taken during the year are enclosed as **Annexure - I** and forms part of the Board's Report.

18.0 PUBLIC PROCUREMENT POLICY

The Ministry of Micro, Small and Medium Enterprises has notified Public Procurement Policy. Your Company has procured 29.70% of annual value of goods and services from Micro and Small Enterprises (including MSE's owned by SC/ST and women Entrepreneurs).

19.0 RISK MANAGEMENT POLICY

Your Company has adopted Risk Management Policy to provide a framework to identify, assess and manage potential risks and opportunities for managers to make informed management decisions. Some of the objectives of a Risk Management Framework are given below:

- A focused approach in identifying the obstacles & managing them to help the Organization perform better.
- Introduce a structured risk management initiative across the Organization to identify potential risks that may adversely affect the objectives of the Organization and plan for their mitigation with specific responsibilities assigned.
- Improve strategic decision making.
- Improve business performance.
- Reduce operational surprises and losses.
- Improve deployment of capital.
- Provide a sound basis for integrated risk management and internal control as components of good corporate governance;

The risks are identified, evaluated and mitigating plans are reviewed and monitored from time to time.

20.0 WHISTLE BLOWER POLICY

Your Company has put in place a "Whistle Blower Policy" for employees to report to the management instances of unethical behavior, actual or suspected fraud or violation of the Company's Code of Conduct and Ethics by adopting highest standards of professionalism, honesty, integrity and ethical behavior. No complaints which will come under the purview of the Policy have been received during the year. The Whistle Blower Policy has been hosted on the website of your Company https://www.kamarajarport.in/about/policies-manuals-notices

21.0 NOMINATION AND REMUNERATION POLICY

Pursuant to provisions of the Companies Act, 2013, the Nomination and Remuneration Committee has formulated a policy on appointment of Directors, remuneration of Directors, other employees including Key Managerial Personnel. The Nomination and Remuneration Policy is available in the weblink https://www.kamarajarport.in/about/policies-manuals-notices

22.0 RIGHT TO INFORMATION ACT, 2005

Your Company is complying with the Right to Information Act, 2005 and has designated a Public Information Officer, and an Appellate Authority to look after the compliances of RTI Act, 2005. The information required to be provided as per Section 4(1)(b) of the Right to Information Act, 2005 has been posted on the website of the Company www.kamarajarport.in. 43 applications and no appeal was received during the year.

23.0 INFORMATION TECHNOLOGY

Your Company continues to remain at the forefront of technology adoption, leveraging digital tools to enhance business process efficiency and deliver greater value. In alignment with the Government of India's digital transformation initiatives, multiple IT-driven projects have been implemented to streamline internal operations and improve stakeholder services. During the year, SAP systems maintained an uptime exceeding 99.8%, ensuring high availability of critical business applications.

Your Company has made efforts like process reengineering, changes in software applications and coordinated with Terminal Operators/BOT to realign its business processes in line with MoPSW's One Nation One Port Process (ONOP) initiatives.

To further enhance operational efficiency, your Company has embraced cutting-edge technologies such as Mendix, a SAP-certified No Code/Low Code Application Development Platform. Key applications developed using this platform include:

(i) Port Operating System (POS)

An internal application designed to plan, monitor, and manage all marine and cargo operational activities. POS is integrated with the Sagar Setu (NLP-M) platform, enabling seamless data exchange with external stakeholders such as shipping agents, lines, and customs brokers.

(ii) Business Interface Portal (BIP)

A customer-facing portal providing access to tax invoices, account summaries, gate-in/gate-out applications, service feedback, and more.

(iii) e-Port Clearance Portal

KPL has developed an e-Port Clearance Portal for Chennai Customs, enabling seamless digital submission and processing of port clearance applications.

The portal facilitates:

- Online submission by stakeholders
- Digital processing by Customs authorities
- Electronic download of clearances by Shipping Lines, Agents & Port Authorities

Chennai Customs has issued Public Notice No. 07/2026 dated 22.01.2026, marking an important step towards paperless and efficient port operations.

(iv) Other Applications

In addition, your Company has launched several other digital initiatives using the Mendix platform, including:

Vigilance Complaint Management System for enhanced transparency and stakeholder convenience, Extended Employee Self-Service (EESS) Application for the employees of the Company, Capex Project Monitoring & Progress Management System, Pass Issuance System & Mobile Application for broader user access.

(v) Integrated Command & Control Centre (ICCC)

An comprehensive monitoring and management hub covering:

(i) Video Management – CCTV Feed
(ii) Security Management through Video Analytics
(iii) Monitoring of Electricity Distribution & Smart Street Lights
(iv) Monitoring of Drinking Water Distribution
(v) Solid Waste Management
(vi) Public Addressing System
(vii) Disaster Management & Emergency Response
(viii) Drone based Survey & Mapping of Assets in GIS

(ix) Integration of existing Systems:

a. Continuous Ambient Air Quality Monitoring Stations
b. Vessel Traffic Management System (VTMS)
c. Permit & Gate System

Your Company has made ICCC live on 10.07.2025 and this has significantly enhance administrative oversight, situational awareness, and overall port security.

24.0 IMPLEMENTATION OF OFFICIAL LANGUAGE

Implementation of official language

Your company has made focused for the propagation and implementation of the official language policy of the Government of India.

- The Regional implementation office South-West, Kochi inspected the implementation of official language at KPL on 18.12.2025 and appreciated the efforts being undertaken.
- For effective implementation of official language every quarter official language committee meeting would be held regularly.
- All the rubber stamps, sign boards, seals, letterheads, Nameplates, official description on vehicles, visiting cards, etc. done in bilingual.
- All forms/manuals are made bilingual
- Hindi workshops were conducted every quarter to give wide publicity on progressive use of Hindi.
- Hindi training is being provided to KPL employees under the Hindi Teaching Scheme.
- Resolutions are made bilingual.

24.1 Hindi fortnight celebrations

The port celebrated Hindi Day as a fortnight from 1st September 2025 to 14th September2025. A joint Hindi workshop was also organized by Kamarajar Port Limited and Chennai Port Authority on 26.08.2025, in Chennai Port Authority to mark the occasion of Hindi Fortnight Celebrations.

Hindi fortnight ended with the organization of Hindi day on 18 September 2025. Mrs. Shravani Battacharya, Head of the department, Stella Mary's college, Chennai was present as the chief guest in the program.

Shri Sunil Paliwal, IAS during his presidential speech, said that Hindi is the most simple and accessible language and language of communication in this country. Hindi in the Devanagari script is recognized as the official language of the Union.

Mrs. J.P. Irene Cynthia, IAS, Managing Director, Kamarajar Port Limited, in her address shared her experience of Hindi and emphasized the need to make progressive use of Hindi in the official work.

Later, Smt. Shravani Battacharya, the Chief Guest, stated that different languages are spoken across various states of our country, and we take pride in this linguistic diversity. She emphasized that it is our responsibility to accord the same importance to our Official Language as we do to our mother tongue.

For the effective use of official language Competitions like Technical terminology, essay writing, noting and drafting and handwriting were held for the employees from 1 September to 14 September 2025 and prizes were awarded to the winners during the Hindi Day function by the Chief Guest.

Smt. Shravani Battacharya, the Chief Guest distributed prizes to the winners

25.0 DETAILS OF DIRECTORS OR KEY MANAGERIAL PERSONNEL WHO WERE APPOINTED OR HAVE RESIGNED/CEASED DURING THE YEAR AND TILL THE DATE OF REPORT

25.1 Directors

During the year, the Members approved the appointment of Shri Sunil Paliwal, IAS (DIN:01310101), who retires by rotation and being eligible offers himself for re-appointment.

Shri Sunil Paliwal, IAS (DIN: 01310101), ceased to be as a Director w.e.f. 09.01.2026.

Shri Samarth Verma (DIN: 01987828), Director, MoPSW has been appointed as Additional Director (Nominee) w.e.f. 11.02.2026.

Shri Sachin Sharadchandra Kurve, IAS (DIN: 02484676) has been appointed as a Chairperson of the Company w.e.f. 15.06.2026.

25.2 Key Managerial Personnel

Pursuant to the provisions of Section 203 of the Act, Smt. J.P. Irene Cynthia, I.A.S., Managing Director, Smt. R. Roopa, Company Secretary and Smt. Kavita Satvi, Chief Financial Officer are the Key Managerial Personnel of the Company as on 31st March 2026.

25.3 Directors Liable to Retire by Rotation:

Pursuant to Section 152 of the Companies Act, 2013, Shri S. Viswanathan, I.A.S. (DIN: 09634577) is liable to retire by rotation at the ensuing Annual General meeting and being eligible offers himself for reappointment. His brief Resume along with other requirements is annexed to the Notice of the 26th Annual General Meeting.

25.4 Details of Meetings of the Board/Committees and Composition

The Board is assisted by Board Level Committees. The Company Secretary acts as the Secretary to all the Board Level Committee(s). The details of Meetings of the Board/Committee and their composition are given in the Corporate Governance Report that forms part of this Annual Report. All the recommendations of the Committees have been accepted by the Board.

25.5 Annual Evaluation

In terms of Section 134(3)(p) of the Companies Act, 2013, annual evaluation of the individual Directors, performance of the Board as a whole, its Committees was carried out

by the Directors by circulating an evaluation criteria questionnaire to all the Directors on various parameters like level of participation and devotion of enough time.

26.0 DECLARATION OF INDEPENDENT DIRECTORS

Your Company has received necessary Declaration from each of the Independent Directors of the Company during the year conforming that they meet the criteria of Independence as prescribed under 149(6) of the Companies Act 2013 and SEBI (Listing Obligations and Disclosure Requirements), Regulations 2015.

27.0 VIGILANCE

Shri S. Murali Krishnan, IDAS, Chief Vigilance Officer, Chennai Port Authority held the additional charge of CVO, Kamarajar Port Limited with effect from 25.04.2022 to 15.04.2026. On completion of his tenure, Smt. Anugraha P, I.A.S, Chief Vigilance Officer, Chennai Port Authority took additional charge of CVO, Kamarajar Port Limited with effect from 11.06.2026. CVO is assisted by a Manager and Junior Engineer.

The Vigilance Division scrutinizes the documents with respect to the work contract executed by the departments. Procedural lapses, deviations from tendering norms and shortcomings in contract works are pointed out to the concerned departments for corrective actions and system improvements. The recovery of money is also advised in fitting cases.

The CVC guidelines/notifications are circulated to the departments. The Annual Immovable Property Returns submitted by the officers of KPL are scrutinized by the Vigilance Division. Clarifications are sought for the abnormalities, if any, from the officers/staff concerned. The Audit reports are studied at Vigilance Division, and departments are advised to take necessary corrective action, wherever required.

A dedicated Online Vigilance Clearence Portal has been launched during March 2026 for processing the vigilance clearance of the Employees.

27.1 Vigilance Awareness Week, 2025

Vigilance Awareness Week 2025 was observed in Kamarajar Port Limited from 27th October 2025 to 3rd November 2025 with the theme **"Vigilance: Our Shared Responsibility"**.

At KPL, several outreach initiatives and capacity-building programs were organized to promote vigilance awareness among employees, school and college students, and the public. A notable initiative was the Walkathon jointly conducted with the Chennai Port Authority and the students of Loganatha Narayanasamy Government College, Ponneri, aimed at instilling the values of integrity in young minds. The active

participation of youth reminds us that they are the future custodians of integrity and transparent governance.

Walkathon Rally

The Port conducted training programmes on *CTE-type intensive examinations, Charge-sheet framing, investigation and report preparation and procurement procedures* to enhance employees' understanding of vigilance functioning, administrative processes and sensitivities involved in public procurement.

Port Every employee is, in many ways, a Vigilance Ambassador. Each act of honesty—small or big—contributes to strengthening our institution. Many of our employees silently uphold high standards of integrity every day. Their commitment forms the backbone of an ethical and resilient organization

The Vigilance Awareness week valedictory function was held on 20.11.2025 and a Newsletter was released on 'Voice of Vigilance 2025'.

VAW – 2025 Valedictory Function

27.2 Adoption of Integrity Pact

The Central Vigilance Commission has been promoting Integrity, transparency, equity and competitiveness in Government/PSU transactions as a part of vigilance administration and superintendence. Public procurement is a major area of concern for the Central Vigilance Commission and various steps have been taken to put proper systems in place.

The Commission has recommended adoption of Integrity Pact and provided basic guidelines for its implementation in respect of major procurements in the Government Organizations. Further the Commission has recommended for the appointment of Independent External Monitors (IEMs) for implementation of Integrity Pact and also advised the organizations to fix a threshold value for the contracts/ procurement which are to be brought under the Integrity Pact.

The KPL Board has approved the Vigilance department's proposal of Integrity Pact in the Board Meeting held on 21.02.2015. The threshold value for contracts/ procurement to be covered under Integrity Pact has been fixed as Rs 1 Crore and above. CVC has appointed the following two new IEMs for implementing the Integrity Pact in KPL on 25.06.2024.

1. Shri. Jatinderbir Singh, IAS (Retd).
2. Shri. Muvvala Kondala Rao, IFoS (Retd)

Integrity Pact covers all phases of the contract i.e., from the stage of Notice Inviting Tender (NIT) till the conclusion of the contract. All the Departments were advised to incorporate Integrity Pact clause in the tender documents for works/procurements having threshold value of Rs.1 Crore.

27.3 IEM's review meeting

As per CVC's SOP, review meetings are being conducted every quarter by inviting stakeholders of KPL. For FY 2025-26, IEM's Review meetings were conducted on 04.04.2025, 04.07.2025, 10.10.2025, 22.01.2026. For the FY 2026-27 as on date two meetings were held on 30.04.2026 and 17.07.2026. During the meeting, IEM's resolve the issues raised by the contractors/vendors/Consultants if any within the purview of IEMs.

28.0 NAMES OF COMPANIES WHICH HAVE BECOME OR CEASED TO BE ITS SUBSIDIARIES, JOINT VENTURES OR ASSOCIATE COMPANIES DURING THE YEAR

During the year, no Company has become or ceased to be its Subsidiary, Joint Venture or Associate Company.

29.0 DIRECTORS' RESPONSIBILITY STATEMENT

Your Directors state that:-

(a) In the preparation of the annual accounts for the Financial Year 31.03.2026, the applicable accounting standards had been followed along with proper explanation relating to material departures;

(b) The directors had selected such accounting policies and applied them consistently and made judgments and estimates that are reasonable and prudent so as to give a true and fair view of the state of affairs of the Company at the end of the financial year and of the profit of the Company for that period;

(c) The directors had taken proper and sufficient care for the maintenance of adequate accounting records in accordance with the provisions of this Act for safeguarding the assets of the Company and for preventing and detecting fraud and other irregularities;

(d) The directors had prepared the annual accounts on a "going concern" basis;

(e) The directors had laid down internal financial controls to be followed by the Company and that such internal financial controls are adequate and were operating effectively.

(f) The directors had devised proper systems to ensure compliance with the provisions of all applicable laws and that such systems were adequate and operating effectively.

30.0 DISCLOSURE AS PER SECTION 197 OF THE COMPANIES ACT AND THE REQUIREMENTS OF COMPANIES (APPOINTMENT AND REMUNERATION OF MANAGERIAL PERSONNEL) RULES, 2014.

The requisite details pursuant to Section 197 of the Companies Act, 2013, read with Rule 5 of Companies (Appointment and Remuneration of Managerial Personnel) Rules, 2014, forms part of Board's Report and is Annexed to this Report as **Annexure - II.**

31.0 AUDITORS

Pursuant to the provisions of Section 139 of the Companies Act, 2013, the Comptroller & Auditor General of India, New Delhi has appointed M/s. Jasminder Singh & Associates, Chartered Accountants as Statutory Auditors of the Company for auditing the books of accounts of the Company for the period ended 31st March 2026.

31.1 Statutory Auditors' Report

The Statutory Auditor of the Company, M/s. Jasminder Singh & Associates, Chartered Accountants, have given an unqualified report on the accounts of the Company for the financial year 2025-26. The Emphasis of matters and Notes on financial statement referred to in the Auditor's Report are self-explanatory and do not call for any further comments.

31.2 Review of Accounts by Comptroller and Auditor General of India

The comments of C & AG under Section 143 (6) (b) of the Companies Act, 2013 on the accounts of the Company for the Financial Year 2025-26 and replies of the management thereto are attached as Annexure to the Board's Report and will form part of this report.

32.0 SECRETARIAL AUDIT

M/s. S. Dhanapal & Associates, Practicing Company Secretaries was appointed to conduct Secretarial Audit of your Company for the financial year 2025-26. The Secretarial Auditor's have given an unqualified report and the report is enclosed as **Annexure – III.**

33.0 SIGNIFICANT AND MATERIAL ORDERS PASSED BY REGULATORS OR COURTS

There are no significant and material orders passed by the Regulators or Courts or Tribunals impacting the going concern status and Company's operations in future.

34.0 ANNUAL RETURN

Pursuant to Section 92(3) and Section 134(3)(a) of the Companies Act, 2013, the Annual Return is available in the following link https://www.kamarajarport.in/financial-performances/annual-return

35.0 DEBENTURE TRUSTEE

Your Company had appointed M/s. SBICAP Trustees Company Ltd. and M/s. Catalyst Trusteeship Ltd. (formerly known as GDA Trusteeship Ltd.) as Debenture Trustees for Tax Free Bonds issued during the financial years 2012-13 and 2013-14 respectively. The contact details of the Debenture Trustees are given below:-

Debenture Trustees	
SBICAP Trustee Company Ltd, Mistry Bhavan, 4th Floor, 122, Dinshaw Vachha Road, Churchgate, Mumbai – 400 020. Ph: 022 – 43025555 Fax: 022 - 43025500	Catalyst Trusteeship Limited, GDA House, Plot No.85, Bhusari Colony (Right), Paud Road, Kothrud, Pune – 411 038 Ph: 020 – 66807200

36.0 REPORT ON CONSERVATION OF ENERGY, TECHNOLOGY ABSORPTION, FOREIGN EXCHANGE EARNINGS AND OUTGO.

In accordance with the provisions of Section 134(3)(m) of the Companies Act, 2013 information regarding Conservation of Energy, Technology Absorption, Foreign Exchange earnings and outgo is enclosed as **Annexure – IV** to this report.

37.0 REPORT ON CORPORATE GOVERNANCE

A voluntary report on Corporate Governance for the year ended 31st March 2026 is enclosed as **Annexure - V** to this report.

37.1 Secretarial Standards

Your Company has complied with the Secretarial Standards issued by the Institute of Company Secretaries of India on Meetings of the Board of Directors (SS-1) and Secretarial Standards on General Meetings (SS-2).

38.0 COST RECORDS

The Central Government has not prescribed the maintenance of cost records under Section 148(1) of the Companies Act, 2013 for the Company.

39.0 ACKNOWLEDGEMENT

Your Directors would like to place on record their gratitude for the support and guidance received from the Ministry of Ports, Shipping and Waterways, Government of India and Chennai Port Authority and appreciates the co-operation received from TNPGCL/TNEB, NTECL, IOCL, TNPCB, GoTN and GoI, particularly the Ministry of Environment, Forest and Climate Change, Ministry of Finance, Indian Railways/Southern Railways and Indian Port Association.

Your Directors gratefully acknowledge the continued support and cooperation received from the Comptroller & Auditor General of India, Statutory Auditors, Internal Auditors and Secretarial Auditor. Last but not the least, your Directors thank the Port Users, BOT Concessionaires, Contractors and Bankers for their continued support and assistance and wish to place on record their appreciation of the continued excellent work done by all the employees of the Company during the year.

For and on behalf of the Board of Directors
Kamarajar Port Limited

Sd/-
Sachin Sharadchandra Kurve, I.A.S.,
Chairman
(DIN: 02484676)

Place: Chennai
Date : 20.08.2026

Annexure-I

ANNUAL REPORT ON CSR ACTIVITIES FOR THE FINANCIAL YEAR 2025-26

[Pursuant to Section 135 of the Companies Act, 2013 ('the Act') & Rules made thereunder]

1. Brief outline on CSR Policy of the Company:

KPL consistently strives to meet the expectations of the society by supporting initiatives for improving infrastructure/ quality of life of society / community without compromising on ecological issues on sustainable basis consistent with the provisions of the CSR Rules published by the Ministry of Corporate Affairs, Section 135 of Companies Act, 2013; Schedule VII of the Companies Act, 2013.

KPL, as a socially responsible Corporate Port endeavors to-

▪ promote and leverage green technologies to produce goods and services that contribute to social and environmental sustainability.

▪ take up on priority, CSR projects which are in the National Development agenda like safe drinking water, provision of Toilets especially for girls, health and sanitation, education, etc., with the main focus to address the basic needs of the deprived, under privileged and are in line with CSR rules and the policy directions issued by the Government from time to time.

2. Composition of CSR Committee (as on 31.03.2025)

Sl. No.	Name of Director Designation	Nature of Directorship	Number of meetings of CSR Committee held during the year	Number of meetings of CSR Committee attended during the year
1.	Sunil Paliwal	Chairperson, KPL & Chairman of CSR Committee	3	2
2	Smt J.P. Irene Cynthia	MD, KPL & Member of CSR Committee	3	3
3.	Shri S. Viswanathan	Nominee Director & Member of CSR Committee	3	3
4.	Shri R.M. Narayanan	Non Official Independent Director& Member of CSR Committee	3	3
5.	Capt Anoop Kumar Sharma	Non Official Independent Director& Member of CSR Committee	3	3

3. Provide the web-link(s) where Composition of CSR Committee, CSR Policy and CSR Projects approved by the board are disclosed on the website of the company:

Composition of CSR Committee link: https://www.kamarajarport.in/corporate-social-responsibility/board-level-committee

CSR Policy Link: https://www.kamarajarport.in/corporate-social-responsibility/csr-policy

CSR Projects Link: https://www.kamarajarport.in/corporate-social-responsibility/annual-action-plan

4. Provide the executive summary along with web-link(s) of Impact Assessment of CSR Projects carried out in pursuance of sub-rule (3) of rule 8, if applicable:

Not Applicable

5. (a) Average net profit of the Company as per sub-section (5) of Section 135 : Rs. 72717.07 lakhs

(b) Two percent of average net profit of the company as per sub-section (5) of section 135: Rs.14,54,34,153/-

(c) Surplus arising out of the CSR Projects or programmes or activities of the previous financial years: NIL

(**d) Amount required to be set-off for the financial year, if any:** NIL

(**e) Total CSR obligation for the financial year [(b)+(c)-(d)]:** Rs.14,54,34,153*/-

Note- * Although KPL's CSR obligation stands at Rs. 14,54,34,153/-, KPL has approved CSR Initiatives to the tune of Rs.14,54,66,080/- which is Rs.31,927/- higher than the obligation.

6. (a) Amount spent on CSR Projects (both Ongoing Project and other than Ongoing Project): Rs. 4,99,49,115/- (exclusive of GST under RCM)

(b) Amount spent in Administrative overheads: 19,60,764/-

(c) Amount spent on Impact Assessment, if applicable: NIL

(d) Total amount spent for the Financial Year [(a)+(b)+(c)] : Rs. 5,19,09,879/- (exclusive of GST under RCM)

(e) CSR amount spent or unspent for the Financial Year:

Total Amount Spent for the Financial Year. (in Rs.)	Amount Unspent (in Rs.)				
	Total Amount transferred to Unspent CSR Account as per subsection (6) of section 135.		Amount transferred to any fund specified under Schedule VII as per second proviso to sub-section (5) of section 135.		
	Amount.	Date of transfer	Name of the Fund	Amount	Date of transfer
Rs.5,19,09,879.00	Rs.9,35,56,201.00	30.04.2026	NA	NA	NA

(f) Excess amount for set-off, if any:

Sl. No.	Particular	Amount (in Rs.)
(1)	(2)	(3)
(i)	Two percent of average net profit of the company as per sub-section (5) of section 135	Rs.14,54,34,153/-
(ii)	Total amount spent for the Financial Year	Rs.5,19,09,879/-
(iii)	Excess amount spent for the Financial Year [(ii)-(i)]	0
(iv)	Surplus arising out of the CSR projects or programmes or activities of the previous Financial Years, if any	0
(v)	Amount available for set off in succeeding Financial Years [(iii)-(iv)]	0

7. Details of Unspent Corporate Social Responsibility amount for the preceding three Financial Years:

1	2	3	4	5	6		7	8
Sl. No.	Preceding Financial Year(s)	Amount transferred to Unspent CSR Account under sub-section (6) of section 135 (in Rs.)	Balance Amount in Unspent CSR Account under sub-section (6) of section 135 (in Rs.)	Amount Spent in the Financial Year (in Rs)	Amount transferred to a Fund as specified under Schedule VII as per second proviso to sub-section (5) of section 135, if any		Amount remaining to be spent in succeeding Financial Years (in Rs)	Deficiency, if any
					Amount (in Rs)	Date of Transfer		
1	FY-2022– 23	3,88,19,827/-	0	0	NA	NA	0	0
2	FY-2023–24	5,10,79,560/-	33,82,700/-	0	NA	NA	33,82,700/-	0
3	FY–2024-25	5,09,92,786/-	5,09,92,786/-	4,59,13,718/-	NA	NA	50,79,068/-	0

8. Whether any capital assets have been created or acquired through Corporate Social Responsibility amount spent in the Financial Year: No

If yes, enter the number of Capital assets created/ acquired: NA

Furnish the details relating to such asset(s) so created or acquired through Corporate Social Responsibility amount spent in the Financial Year: NA

Sl. No.	Short particulars of the property or asset(s) [including complete address and location of the property]	Pincode of the property or asset(s)	Date of creation	Amount of CSR amount spent	Details of entity/Authority/ beneficiary of the registered owner		
(1)	(2)	(3)	(4)	(5)	(6)		
					CSR Registration Number, if applicable	Name	Registered address
NA	NA	NA	NA	NA	NA	NA	NA

9. Specify the reason(s), if the company has failed to spend two per cent of the average net profit as per sub-section (5) of section 135:

Not applicable, because the money has been transferred to unspent CSR account for ongoing projects.

Sd/- **Smt. J.P. Irene Cynthia, I.A.S.** (Managing Director)	**Sd/-** **Shri Sachin Sharadchandra Kurve, I.A.S.** (Chairperson, CSR Committee)

Annexure -II

INFORMATION UNDER SECTION 197 OF THE COMPANIES ACT, 2013

Read with Rule 5 of the Companies (Appointment and Remuneration of Managerial Personnel) Rules, 2014.

1. **The ratio of the remuneration of each director to the median remuneration of the employees of the company for the financial year:** See Note.

2. **The percentage increase in remuneration of each director, Chief Financial Officer, Chief Executive Officer, Company Secretary or Manager, if any, in the financial year:**

Sl. No.	Name	Percentage
1	Shri Sunil Paliwal - Chairman	See Note 1
2	Smt. J.P.Irene Cynthia – MD, CMD i/c	18.70%
3	Smt. Kavita Satvi, CFO	4.09%
4	Smt Jayalakshmi Srinivasan, CS	See Note 2
5	Smt. R Roopa, Company Secretary	See Note 2

3. The percentage increase in the median remuneration of employees in the financial year

	CY	PY	Percentage
Median Remuneration	16789570	15357837	9.3%

4. **The number of permanent employees on the rolls of company**:

   The total number of permanent employees on the rolls of the company as on 31st March 2026 is 101.

5. **Average percentile increase already made in the salaries of employees other than the managerial personnel in the last financial year and its comparison with the percentile increase in the managerial remuneration and justification thereof and point out if there are any exceptional circumstances for increase in the managerial remuneration**

   Average percentage increase in remuneration including key managerial personnel during the financial year has been in the range of (5)-(10)%. As per the policy of the company, the annual increment in basic pay of the employees of the company is 3%. The Dearness Allowance is increased as per Government rules. Further the Performance related payments are paid as per the applicable rules depending on the performance of the company during the relevant year.

6. **Affirmation that the remuneration is as per the remuneration policy of the Company.**

   The remuneration to all employees of the Company is as per the remuneration policy of the Company.

7. **The particulars for the year 2024-25 as required to be disclosed under Rule 5(2) of the Companies (appointment an recruitment of Managerial Personnel) Rules 2014.**

   No employee earned beyond the limits prescribed therein.

Note: 1. Pursuant to Shri. Sunil Paliwal assuming charge as Chairman of Chennai Port Authority, no remuneration is being paid to him w.e.f 10.11.2021. Consequently, ratio/ percentage cannot be determined.

2. Since the remuneration of these KMP'S is only for part of the year, consequently the percentage increase cannot be determined.

Top Ten Employees in terms of remuneration drawn as on 31.03.2026

S. No.	Name & Designation S/Shri	Remuneration received (Rs.)	Qualifications & Experience	Date of commencement of employment	Age	Last employment held
1.	J.P.Irene Cynthia, Managing Director	52,63,939	MBA (Finance) with 17 years of experience in various capacities.	21-08-2023	43	All India Services
2	C.S. Vemanna, Dy. General Manager (Finance)	48,82,354	B COM, AICWAI, Dip in Fisheries Tech & Navigation Engg & MBA with 33 years of experience in various capacities.	05-03-2012	58	ONGC
3	G.M. Balan, General Manager (MS)	47,86,555	B.SC Physics & Master – FG with 29 years of experience in various capacities.	16-08-2013	53	LP Logistics Pvt. Ltd
4	S.P. Desikamani, Chief Manager (Dock Master)	45,41,043	BSC/Master FG with 32 years of experience	27-04-2018	55	West Asia Maritime Limited
5	Nirbhik Singh Puar, Senior Manager (Pilot)	43,52,878	Master FG with 21 years of experience	01-08-2018	51	Hapag Lloyd Pvt. Ltd.
6	P. Om Pragesh, Chief Manager (Traffic)	41,33,452	B.Com, MBA, PGDM(PM) with 30 years of experience	25-02-2002	53	Central Government, Ministry of Shipping
7	A. Karuppiah, Deputy General Manager (Civil)	41,02,973	B.E.(Civil) & M.Tech (Ocean Engineering) with 27 years of experience	01-02-2007	59	Chennai Port Authority
8	Subramanian Mageswaran, Chief Manager (Dock Master)	41,01,065	Master FG with 19 years of experience	02-05-2018	55	Wallem Ship Management
9	C. Uma Shankar, Deputy General Manager (Marine Services)	39,88,307	B.E.(Mechanical)/ Master FG with 32 years of experience.	02-05-2018	56	DP World Chennai Container Terminal
10	N.Senthil, Chief Manager (Finance)	39,71,682	ICWA with 30 years of experience	14-11-2007	57	Leading Private Companies

Suite No. 103, First Floor, Kaveri Complex
No. 96/104, Nungambakkam High Road
(Next to NABARD & ICICI Bank)
Nungambakkam, Chennai - 600 034
Phone No. 044 - 4553 0256
4553 0257 / 4265 2127
E-mail: csdhanapal@gmail.com
secretarial@csdhanapal.com
website: www.csdhanapal.com

S Dhanapal & Associates LLP

(A Firm of Practising Company Secretaries)

LLPIN ACB - 0368
(Regd. with Limited Liability Under the LLP Act, 2008)

Designated Partners :
S. Dhanapal, B.Com., B.A.B.L., F.C.S
N. Ramanathan, B.Com., F.C.S
Smita Chirimar, M.Com., F.C.S, DCG(ICSI)

FORM NO. MR-3
SECRETARIAL AUDIT REPORT
for the Financial Year Ended 31.03.2026
[Pursuant to section 204(1) of the Companies Act, 2013 and Rule No.9 of the Companies (Appointment and Remuneration of Managerial Personnel) Rules, 2014]

To,
The Members,
KAMARAJAR PORT LIMITED

We have conducted the Secretarial Audit of the compliance of applicable statutory provisions and the adherence to good corporate practices by **M/s. KAMARAJAR PORT LIMITED**, (hereinafter called the Company). Secretarial Audit was conducted based on records made available to us, in a manner that provided us a reasonable basis for evaluating the corporate conducts/ statutory compliances and expressing our opinion/ understanding thereon.

Based on our verification of the Company's Books, Papers, Minute Books, Forms and Returns filed and Other Records maintained by the Company and made available to us and also the information provided by the Company, its Officers, Agents and Authorized Representatives during the conduct of Secretarial Audit, we, on strength of those records, and information so provided, and subject to the observations in the Independent Auditors' Report, hereby report that in our opinion and understandings, the Company, during the audit period covering the financial year ended on **March 31, 2026,** appears to have complied with the statutory provisions listed hereunder and also in our limited review, the Company has proper and required Board processes and compliance mechanism in place to the extent, in the manner and subject to the reporting made hereinafter.

We have examined the Books, Papers, Minutes' Book, Forms and Returns filed and Other Records maintained by the Company and made available to us, for the financial year ended on **March 31, 2026** according to the applicable provisions of:

i) The Companies Act, 2013 (the Act) and the rules made thereunder as applicable;
ii) The Securities Contracts (Regulation) Act, 1956 ('SCRA') and the rules made thereunder;
iii) The Depositories Act, 1996 and the Regulations and Bye-laws framed thereunder;

S DHANAPAL & ASSOCIATES LLP
Practising Company Secretaries
CHENNAI

iv) Foreign Exchange Management Act, 1999 and the rules and regulations made thereunder to the extent of Foreign Direct Investment, Overseas Direct Investment and External Commercial Borrowings to the applicable extent.

v) The following Regulations and Guidelines prescribed under the Securities and exchange Board of India Act, 1992('SEBI ACT') as applicable during the year:-

   a) The Securities and Exchange Board of India (Substantial Acquisition of Shares and Takeovers) Regulations, 2011;
   b) The Securities and Exchange Board of India (Prohibition of Insider Trading) Regulations, 2015;
   c) The Securities and Exchange Board of India (Issue of Capital And Disclosure Requirements) Regulations, 2018;
   d) The Securities and Exchange Board of India (Share Based Employee Benefits) Regulations, 2014;
   e) The Securities and Exchange Board of India (Issue and Listing of Non-Convertible Securities) Regulations, 2021;
   f) The Securities and Exchange Board of India (Registrars to an Issue and Share Transfer Agents) Regulations, 1993 / Securities and Exchange Board of India (Registrars to an Issue and Share Transfer Agents) Regulations, 2025. regarding the Companies Act and dealing with client;
   g) The Securities and Exchange Board of India (Delisting of Equity Shares) Regulations, 2021;
   h) The Securities and Exchange Board of India (Buy-Back of Securities) Regulations, 2018

vi) Acts, Rules and Regulations relating to Port Management as identified by the Management and communicated to us.

We have also examined compliance with the applicable clauses of the following:

i) Secretarial Standards issued by The Institute of Company Secretaries of India with respect to Meetings of Board of Directors (SS-1) and General Meetings (SS-2), and

ii) The Listing Agreement entered into by the Company with BSE Limited and The Securities and Exchange Board of India (Listing Obligations and Disclosure Requirements) Regulations, 2015.

During the period under review, the Company has complied in accordance with the requirements to be met with the applicable provisions of the Acts, Rules, Regulations, Guidelines, Standards, etc. mentioned above to the required extent.

It is represented to us that the Company has initiated measures, wherever required, to address issues raised by the Statutory Authorities and Letters/ Notices received by the Company during the financial year under various enactments as applicable to the Company.

S DHANAPAL & ASSOCIATES LLP
Practising Company Secretaries
CHENNAI

We further report that, subject to the above, the related documents that we have come across depict that:

The Board of Directors of the Company is constituted as applicable with proper balance of Executive Directors, Non-Executive Directors and Independent Directors and the changes in the composition of the Board of Directors that took place during the period under review were carried out in compliance with the provisions of the Act.

Adequate notice is given to all directors to schedule the Board Meetings, Agenda and detailed notes on Agenda were sent at least seven days in advance and a system exists for seeking and obtaining further information and clarifications on the agenda items before the meeting and for meaningful participation at the meeting.

Majority decision is carried through while the dissenting members' views, if any, are captured and recorded as part of the minutes, if any.

We further report that based on our limited review of the compliance mechanism established by the Company, there appear adequate systems and processes in the Company commensurate with the size and operations of the Company to monitor and ensure compliance with applicable Laws, Rules, Regulations and Guidelines.

We further report that during the year, the Company has sought the approval of its members for special business in the Annual General Meeting held on 29th September 2025 with regard to appointment of Shri R.M. Narayanan (DIN: 02853368) as Independent Director in place of Shri V.M.V. Subba Rao, (DIN: 02435597).

We further report that our Audit was subjected only to verifying adequacy of systems and procedures that are in place for ensuring proper compliance by the Company and we are not responsible for any lapses in those compliances on the part of the Company. Compliance with provisions of applicable Laws which have been subject to other audits/reviews and Acts, Rules and Regulations relating to Port Management as identified by the Management have not been independently reviewed by us and the audit / compliance reports as placed before the Board and made available to us have been relied upon in rendering this report.

S DHANAPAL & ASSOCIATES LLP
Practising Company Secretaries
CHENNAI

We further report that we have conducted the Secretarial Audit wherever required through online verification and examination of records, as requested and facilitated by the Company, for the purpose of issuing this Report.

For S DHANAPAL & ASSOCIATES LLP
Practicing Company Secretaries
Peer Review Certificate No.7751/2026
Firm Regn. No. L2023TN014200
LLPIN: ACB 0368

Place: Chennai
Date: 12.08.2026

S DHANAPAL & ASSOCIATES LLP
Practising Company Secretaries
CHENNAI

RAMANATHAN NACHIAPPAN
DESIGNATED PARTNER
FCS. 6665
CP NO. 11084
UDIN: F006665H001092981

This Report is to be read with our testimony of even date which is annexed as Annexure A and forms an integral part of this report.

Annexure A

To
The Members,
KAMARAJAR PORT LIMITED
Chennai

Auditor's responsibility

Based on audit, our responsibility is to express an opinion on the compliance with the applicable laws and maintenance of records by the Company. We conducted our audit in accordance with the auditing standards CSAS 1 to CSAS 4 ("CSAS") prescribed by the Institute of Company Secretaries of India ("ICSI"). These standards require that the auditor complies with statutory and regulatory requirements and plans and performs the audit to obtain reasonable assurance about compliance with applicable laws and maintenance of records.

Due to the inherent limitations of an audit including internal, financial and operating controls, there is an unavoidable risk that some misstatements or material non-compliances may not be detected, even though the audit is properly planned and performed in accordance with the CSAS. Our report of even date is to be read along with this letter.

1. Maintenance of secretarial record is the responsibility of the management of the company. Our responsibility is to express an opinion on these secretarial records based on our audit.
2. We have followed the audit practices and processes as were appropriate to obtain reasonable assurance about the correctness of the contents of the Secretarial records. The verification was done on test basis to ensure that correct facts are reflected in secretarial records. We believe that the processes and practices, we followed provide a reasonable basis for our opinion.
3. We have not verified the correctness and appropriateness of financial records, financial statements and Books of Accounts of the company and for which we relied on the report of statutory auditor.
4. Where ever required, we have obtained the Management representation about the compliance of laws, rules and regulations and happening of events etc.
5. The compliance of the provisions of Corporate and other applicable laws, rules, regulations, standards is the responsibility of management. Our examination was limited to the verification of procedures on test basis.
6. The Secretarial Audit report is neither an assurance as to the future viability of the company nor of the efficacy or effectiveness with which the management has conducted the affairs of the company.

For S DHANAPAL & ASSOCIATES LLP
Practicing Company Secretaries
Peer Review Certificate No.7751/2026
Firm Regn. No. L2023TN014200
LLPIN: ACB 0368

Place: Chennai
Date: 12.08.2026

S DHANAPAL & ASSOCIATES LLP
Practising Company Secretaries
CHENNAI

RAMANATHAN NACHIAPPAN
DESIGNATED PARTNER
FCS. 6665
CP NO. 11084
UDIN: F006665H001092981

Annexure IV

INFORMATION UNDER SECTION 134(3)(m) OF THE COMPANIES ACT, 2013 READ WITH RULE 8 OF THE COMPANIES (ACCOUNTS) RULE, 2014

A) CONSERVATION OF ENERGY:

(i) Steps taken or impact on Conservation of Energy:

(a) To ensure the efficient utilization of electrical energy, an Energy Audit was conducted by M/s. EES Audit Managements, Coimbatore. The audit was completed, and the audit report was received in July 2025. The following energy conservation measures were recommended by the auditor.

- Reduction of the Transformer-1 voltage from 430V to 410-415V.
- Installing Energy savers for Air Conditioners with a higher duty cycle (> 6 hrs./day).
- Replacement of Conventional fans of 75Watt by Energy Efficient fans of 30Watt.
- Replacement of existing 3 star (*) split type air conditioners to energy efficient 5 star split type air conditioners.
- Arresting of Air conditioner duct leakages inside false ceiling and installation air curtain for main entrance door in both 2nd & 3rd floor of Jawahar Building at Trade Facilitation Center to mitigate the leakage.
- Installing of occupancy sensor in toilet and board rooms and motion sensor in pathway of chairman corridor and other walkways to improve the operational effectiveness of lighting.
- Reduction of the neutral current in Transformer 1&2 and Jawahar building incomer to mitigate line losses.

(b) Action taken on the recommendations is provided below:

- the output voltage of Transformer-1 has been reduced from 430 V to 410–415 V.
- Replacement of conventional 75 W fans with 30 W energy-efficient fans is in progress.
- Replacement of the existing 3-star split-type air conditioners with 5-star energy-efficient split air conditioners is in progress.

- Installation of occupancy sensors in toilets and boardrooms, and motion sensors in the Chairman's corridor pathways and other walkways, was evaluated. However, the anticipated energy savings are not significant enough to justify the implementation cost. Therefore, this recommendation is not being considered for implementation.
- A tender has been floated for arresting air conditioner duct leakages inside the false ceiling on the 2nd and 3rd floors of Jawahar Building at the Trade Facilitation Center, as part of the replacement of the VRF air conditioning system.
- Reduction of neutral current in Transformer-1, Transformer-2, and the Jawahar Building incomer has been carried out.

Impacts

- Reduce carbon footprint.
- Significantly reduce utility bills.
- Protect the environment.
- Energy Efficient.
- Prolong the existence of fossil fuels
- Reduce distribution losses

(ii) Steps taken by the Company for utilizing alternate sources of energy:

Around 37800 KWh (Units) of power generated through Diesel Generator and around 3,99,918 KWh (Units) of power generated through solar has been utilized during the year 2024-2025.

(iii) Capital Investment on energy conservation equipments:

Rs.3.97 Crore for installation of new substation near Signal Station

B) Technology Absorption:

(i) Efforts made towards technology absorption:

(a) SAP ERP System

SAP S/4 HANA 1610 ERP system covering various functional areas like, Budget, Accounts & Finance, HR & Payroll, Material Management, Project Systems, etc. was successfully implemented during November 2017 and subsequently upgraded to SAP S/4 HANA 2020 during the FY 2021-22. Your

Company has also taking steps to migrate the SAP ERP System to Cloud by adopting the SAP RISE Cloud platform.

(b) Mendix Platform

Your Company has also successfully implemented SAP certified No Code/Low Code Application Development Platform (Mendix) for development of web and mobile applications. Various applications such as POMS, BIP, e-Port Clearance Portal for Chennai Customs, etc. have been developed and implemented successfully.

These overall efforts have not only enhanced IT utilization and increased the overall productivity, but also enhanced the customer services, service level commitments, utilization of resources at optimal level, etc.

(ii) Benefits derived

Business processes and functionalities of HR/Payroll, Finance & Accounting, Purchase & Contracts and Project Systems (WBS), Employee Requests/Claim and Loan processes are made online through Employee Self Service (ESS) Portal resulting in increased transactional efficiency and productivity leading to cost reduction.

(iii) In case of imported technology (imported during the last three years reckoned from the beginning of the financial year

a) **The details of technology imported:** Not applicable

b) **The year of import:** Not applicable

c) **Whether the technology been fully absorbed:** Not applicable

d) **If not fully absorbed, areas where absorption has not taken place, and the reason thereof:** Not applicable

(iv) The expenditure incurred on Research and Development: NIL

C) Foreign Exchange Earnings & Outgo:

Foreign Exchange Earnings and Foreign Exchange Outflow is NIL.

For and on behalf of the Board of Directors
Kamarajar Port Limited

Sd/-
Sachin Sharadchandra Kurve, I.A.S.
Chairperson
(DIN: 02484676)

Place: Chennai
Date : 20.08.2026

ANNEXURE - V

REPORT ON CORPORATE GOVERNANCE

1.0 BRIEF STATEMENT ON COMPANY'S PHILOSOPHY ON THE CODE OF GOVERNANCE

Your Company believes that corporate governance practices is the only way to build a strong Company. Hence, the Report on Corporate Governance is being voluntarily provided. Your Company's business strategies guarantees ethical operations, and fairness to all parties involved, including suppliers, consumers, employees, investors, regulators, and the community at large. While striving to achieve goals your Company takes stakeholders' interests into consideration.

2.0 BOARD OF DIRECTORS

2.1 COMPOSITION AND CATEGORY OF THE BOARD OF DIRECTORS AS ON 31.03.2026.

S.No	Name of director	Category
1	Smt. J.P. Irene Cynthia, I.A.S*	Chairperson & Managing Director
2	Shri S. Viswanathan, I.A.S	Nominee Director
3	Shri. Samarth Verma, I.A.S**	Additional Director
4	Shri R.M Narayanan,	Independent Director
5	Capt. Anoop Kumar Sharma	Independent Director
6	Smt. Sarla Balagopal	Independent Director

* Smt. J.P. Irene Cynthia appointed as Chairperson and Managing Director w.e.f 10.02.2026 to 15.06.2026.

** Shri. Samarth Verma appointed as director representing Ministry of Ports, Shipping and Waterways in the meeting held on 11.02.2026.

COMPOSITION AND CATEGORY OF THE BOARD OF DIRECTORS DURING THE FINANCIAL YEAR 2025-26 AND UP TO DATE OF THIS REPORT

S. No	Name of director	Category	Date of appointment	Date of Cessation
1	Shri Sachin Sharadchandra Kurve, I.A.S*	Chairperson (Non-Executive)	15.06.2026	Continues
2	Shri Sunil Paliwal, I.A.S**	Chairman (Non-Executive)	10.11.2021	09.01.2026
3	Smt. J.P. Irene Cynthia, I.A.S***	Managing Director	21.08.2023	Continues
		Chairperson & Managing Director	10.02.2026	15.06.2026
4	Shri S. Viswanathan, I.A.S***	Nominee Director	27.04.2023	Continues
5	Shri. Samarth Verma, I.A.S****	Additional Director	11.02.2026	Continues
6	Shri R.M. Narayanan	Independent Director	13.11.2024	Continues
7	Capt. Anoop Kumar Sharma	Independent Director	10.11.2023 (second term)	Continues
8	Smt. Sarla Balagopal	Independent Director	10.11.2023 (second term)	Continues

* Shri. Sachin Sharadchandra Kurve appointed as Chairperson via Circular Resolution w.e.f 15.06.2026.

** Shri. Sunil Paliwal ceased w.e.f 09.01.2026.

*** Smt. Irene Cynthia, I.A.S. is the spouse of Shri S. Viswanathan, I.A.S.

**** Shri. Samarth Verma was appointed as director representing Ministry of Ports, Shipping and Waterways in the Board Meeting held on 11.02.2026.

2.2 NO. OF BOARD MEETINGS HELD WITH DATES OF THE MEETING

During the financial year 2025-26, 09 (Nine) Board meetings were held on 26.05.2025, 11.07.2025, 13.08.2025, 29.09.2025, 13.11.2025, 09.01.2026, 11.02.2026, 19.02.2026, 31.03.2026.

2.3 MEETINGS AND ATTENDANCE DURING THE FINANCIAL YEAR 2025-26

Attendance of each member along with Chairmanship/Membership in the Committees of Kamarajar Port Limited as per the data/details made available to the Company/Committee is given below:

Name of Director	Designation of the Director	No. of Board Meeting held during the tenure of respective Director in FY2025-26	No. of Board Meeting Attended	Last AGM attended	No. of Committees	
					As Member as on 31st March 2026	As Chairman as on 31st March 2026
Shri Sunil Paliwal*	Chairman*	06	05	Yes	NIL	Nil
Smt. J.P. Irene Cynthia**	Chairperson & Managing Director	03	03	Yes	AC SRC	CSR & SD
	Managing Director	06	06			
Shri S. Viswanathan	Nominee Director	09	07	Yes	CSR & SD NRC	Nil
Shri. Samarth Verma***	Additional Director	2	1	No	NIL	NIL
Capt. Anoop Kumar Sharma	Independent Director	09	09	Yes	AC CSR & SD	NRC
Smt. Sarla Balagopal	Independent Director	09	09	Yes	AC NRC	SRC
Shri R.M. Narayanan	Independent Director	09	09	Yes	CSR & SD	AC

Note: KPL - Kamarajar Port Limited, SCL – Sethusamudram Corporation Limited.

* Shri. Sunil Paliwal ceased w.e.f 09.01.2026

** Smt. J.P. Irene Cynthia appointed as Chairperson and Managing Director w.e.f 10.02.2026 to 15.06.2026.

*** Shri. Samarth Verma was appointed as Director representing Ministry of Ports, Shipping, and Waterways w.e.f 11.02.2026 in the Board meeting held on 11.02.2026.

3.0 AUDIT COMMITTEE

The role, terms of reference, Composition of the Audit Committee is in accordance with Companies Act, 2013 and other applicable provisions. Head of Finance, Internal Auditors, Statutory Auditors and Senior Executives from various functions were invited to the Audit Committee meetings for interacting with the members of the Audit Committee. The members of Audit committee maintain a strong oversight of the financial reporting process, the audit process, the Company's system of internal controls and compliance with laws and regulations.

A. COMPOSITION OF AUDIT COMMITTEE

The Audit Committee of the Company is comprised of the following members as on 31.03.2026

Shri R.M. Narayanan	-	Chairman
Smt J.P. Irene Cynthia	-	Member
Capt. Anoop Kumar Sharma	-	Member
Smt. Sarla Balagopal	-	Member

B. MEETINGS AND ATTENDANCE DURING THE FINANCIAL YEAR 2025-26

During the year 2025-26, 4 (four) Audit Committee meetings were held on 26.05.2025, 13.08.2025, 13.11.2025, 11.02.2026 and the attendance of Members is as detailed below:

Members	No. of Meeting held during tenure	Attendance by Members	
		No. of Meetings	%
Shri R.M. Narayanan	4	4	100
Shri Sunil Paliwal	3	3	100
Smt J.P. Irene Cynthia	4	4	100
Capt. Anoop Kumar Sharma	4	4	100
Smt. Sarla Balagopal	4	4	100

4.0 NOMINATION AND REMUNERATION COMMITTEE

The role, terms of reference and composition of the Nomination and Remuneration Committee is in accordance with the Companies Act, 2013 and other applicable provisions and the Committee recommends to the Board the appointment/re-appointment of Directors, Key Managerial Personnel and Senior Management.

A. COMPOSITION OF NOMINATION AND REMUNERATION COMMITTEE

Nomination and Remuneration Committee comprised of the following Members as on 31.03.2026:

Capt. Anoop Kumar Sharma	-	Chairman
Shri S. Viswanathan	-	Member
Smt. Sarla Balagopal	-	Member

B. MEETINGS AND ATTENDANCE DURING THE FINANCIAL YEAR 2025-26

During the year 2025-26, 5 (five) Nomination and Remuneration Committee meetings were held on 26.05.2025, 13.08.2025, 09.01.2026, 11.02.2026, and 19.02.2026 the attendance of members is as detailed below:

Members	No. of Meetings held during tenure	Attendance by Members	
		No. of Meetings	%
Capt. Anoop Kumar Sharma	5	5	100
Shri Sunil Paliwal	3	2	67
Shri S. Viswanathan	5	4	75
Smt. Sarla Balagopal	5	5	100

C. REMUNERATION RECEIVED BY FUNCTIONAL DIRECTORS

Details of remuneration of Functional Directors of the Company paid for the financial year 2025-26:

Name of the Director	Salary & Other Allowance (Rs.)	PRP (Rs.)	Total (Rs.)
Smt. J.P. Irene Cynthia	Rs.39.16 Lakh	Rs.13.48 Lakh	Rs.52.64 Lakh

5.0 STAKEHOLDER RELATIONSHIP COMMITTEE

Stakeholder Relationship Committee looks into redressal of complaints/ grievances of bondholders pertaining to non-receipt of interest/transfer/ transmission of bonds and other miscellaneous complaints. Smt. R. Roopa, Company Secretary, is the Compliance Officer. M/s. MUGF Intime India Private Limited (formerly Link Intime India Private Limited), Mumbai, is the Registrar and Transfer Agent of the Company

and they attend to all investor service requests. The complaints received from bondholders are monitored regularly and redressal action is taken immediately.

A. COMPOSITION OF STAKEHOLDER RELATIONSHIP COMMITTEE

As on 31.03.2026, the Stakeholder Relationship Committee comprised of the following Members:

Smt. Sarla Balagopal - Chairperson
Smt. J.P. Irene Cynthia - Member

B. MEETINGS AND ATTENDANCE DURING THE FINANCIAL YEAR 2025-26

During the year 2025-26, 4 (four) Stakeholder Relationship Committee meetings were held on 26.05.2025, 13.08.2025, 13.11.2025 and 11.02.2026 and the attendance of members is as detailed below:

Members	Entitled to attend	Attendance by Members	
		No. of Meetings	%
Smt. Sarla Balagopal	4	4	100
Shri Sunil Paliwal	3	3	100
Smt. J.P. Irene Cynthia	4	4	100

6.0 BOARD LEVEL COMMITTEE ON CSR AND SUSTAINABILITY DEVELOPMENT

The role, terms of reference and composition of the Committee is in accordance with Companies Act, 2013 and other applicable provisions.

A. COMPOSITION OF BOARD LEVEL COMMITTEE ON CSR AND SUSTAINABILITY DEVELOPMENT

The Board Level Committee on CSR and Sustainability Development of the Company comprised of the following members as on 31.03.2026:

Smt J.P. Irene Cynthia - Chairperson
Shri S. Viswanathan - Member
Shri R.M. Narayanan - Member
Capt. Anoop Kumar Sharma - Member

B. MEETINGS AND ATTENDANCE DURING THE FINANCIAL YEAR 2025-26

During the year under review, 3 (three) Meetings of the Committee on CSR and Sustainable Development were held on 26.05.2025, 13.08.2025, and 11.02.2026 and the attendance of members is as detailed below:

Members	Entitled to attend	Attendance by Members	
		No. of meetings	%
Smt. J.P. Irene Cynthia	3	3	100
Shri Sunil Paliwal	2	2	100
Shri S. Viswanathan	3	3	100
Capt. Anoop Kumar Sharma	3	3	100
Shri R.M. Narayanan	3	3	100

7.0 SEPARATE MEETING OF INDEPENDENT DIRECTORS

In terms of Schedule IV of the Companies Act, 2013, a Meeting of the Non-Executive Independent Directors of the Company was held on 11th February, 2026, in which all the Independent Directors participated. The attendance details of the said Meeting are given in the table below:

Members	Entitled to attend	Attendance by Members	
		No. of meetings	%
Smt. Sarla Balagopal	1	1	100
Capt. Anoop Kumar Sharma	1	1	100
Shri R.M. Narayanan	1	1	100

8.0 GENERAL BODY MEETING

The date, time and place of the AGMs held during the preceding three years and special resolution passed thereat are as under:

Year	Date	Time	Place	Special Resolution passed
2024-25	29.09.2025	3:00 P.M	Through two-way Video conferencing/ Other Audio Visual Means (OAVM)	NIL
2023-24	30.09.2024	3:00 P.M	Through two-way Video conferencing/ Other Audio Visual Means (OAVM)	NIL
2022-23	29.09.2023	3.00 P.M	Through two-way Video conferencing/ Other Audio Visual Means (OAVM)	NIL

9.0 DISCLOSURES

(i) Related Party Transactions are set out in Note No.30 (12) to the notes forming part of the financial statement for the year ended 31st March 2026 in the Annual Report.

(ii) The statutory authorities have also not passed any strictures or imposed penalty on the Company under any Act/Rules during the last three financial years.

(iii) Your Company has a Whistle Blower Policy, and no personnel of the Company have been denied access to the Audit Committee.

(iv) No item of expenditure was debited in books of accounts which was not for the purpose of the business. Further, no expense was incurred for the Board of Directors and Top Management, which was personal in nature.

(v) None of the Part-time Directors of the Company have pecuniary relationships or transactions with the Company.

(vi) Details of administrative & office expenses and financial expenses for the year under review and for the previous year are available in annual accounts.

10.0 CODE OF CONDUCT

As part of Kamarajar Port's persisting endeavour to set a high standard of conduct for its employees, a "Code of Business Conduct and Ethics" has been laid down for all Board Members and Senior Management Personnel. All Board Members and Senior Management personnel have affirmed compliance with Kamarajar Port's "Code of Business Conduct and Ethics" for the financial year 2025-26.

Declaration

All the Board Members and Senior Management of the Company have confirmed compliance with 'Code of Business Conduct and Ethics' for the year ended 31st March 2026.

For and on behalf of the Board of Directors
Kamarajar Port Limited

Sd/-

Place: Chennai
Date: 08.05.2026

Smt J.P. Irene Cynthia, I.A.S.
Managing Director
(DIN: 08839241)

11.0 TRAINING OF BOARD MEMBERS

Your Company has a policy for Training of Directors for Promoting better understanding of professional requirements as well as sensitization to professional, socio-economic and political environment in which work is done.

12.0 REVIEW OF COMPLIANCE OF APPLICABLE LAWS

The Board periodically reviews the compliance reports of all laws applicable to the Company to ensure compliance of all the applicable laws.

13.0 MEANS OF COMMUNICATION

The quarterly, half-yearly, annual financial results are furnished immediately to Bombay Stock Exchange where the Company's Tax-Free Bonds are listed and published in all the Business Standard editions. The results are displayed on the website of the Company www.kamarajarport.in and also sent to Debenture Trustees.

Annual Report containing inter-alia, Audited Accounts, Directors' Report, Auditors' Report, Cash Flow Statement and other important information is circulated to the members and others entitled thereto and are also available in the Company's website www.kamarajarport.in. All the events/information as per the provisions of SEBI (Listing Obligations and Disclosure Requirements) Regulations, 2015 are being displayed on the website of the Company.

WEBSITE

The Company's website www.kamarajarport.in contains separate dedicated section 'Investors' wherein information for bondholders is available.

ADDRESS FOR CORRESPONDENCE

Bondholders may send their correspondence to the Company Secretary at the Registered Office at 2nd Floor (North Wing) & 3rd Floor Jawahar Building, 17, Rajaji Salai, Chennai - 600 001 and electronically to cs@kplmail.in for addressing the queries of bondholders. Investors may also communicate to MUGF Intime India Private Limited (formerly Link Intime India Private Limited), Registrar and Transfer Agent for redressal of their grievance, if any. The details of their address, contact numbers are as under:

Address: C-101, 247 Park, L.B.S. Marg,
Vikhroli (West), Mumbai - 400 083
Tel No.: 91-22-4918 6000/08108116767, Fax: 91-22-4918 6060
Email: bonds.helpdesk@in.mpms.mufg.com

For and on behalf of the Board of Directors
Kamarajar Port Limited

Sd/-
Sachin Sharadchandra Kurve, I.A.S.,
Chairperson
(DIN: 02484676)

Place: Chennai
Date : 20.08.2026

Annex - I

प्रधान निदेशक वाणिज्यिक लेखापरीक्षा कार्यालय, चेन्नै
भारतीय लेखापरीक्षा एवं लेखा विभाग
इंडियन ऑयल भवन, स्तर 2,
139, महात्मा गाँधी मार्ग,
चेन्नै - 600 034

Office of the Principal Director of Commercial Audit, Chennai
Indian Audit and Accounts Department
Indian Oil Bhavan, Level - 2,
139, Mahatma Gandhi Road, Chennai-600 034

No: PDA (Shipping)/CA-II/KPL/4-148/2026-27/403 **Date: 27.07.2026**

To
The Chairperson and Managing Director,
Kamarajar Port Limited,
No: 17, Jawahar Building, Rajaji Salai,
Chennai – 600 001

Sir,

Sub: Comments of the Comptroller and Auditor General of India under section 143(6) (b) of the Companies Act, 2013 on the Financial Statements of Kamarajar Port Limited, for the year ended 31 March 2026.

I am to forward herewith the comments of the Comptroller and Auditor General of India under section 143(6)(b) of the Companies Act, 2013, on the Financial Statements of Kamarajar Port Limited (Standalone and Consolidated) for the year ended 31 March 2026.

Two (2) copies of Annual Report of your company may kindly be arranged to be forwarded to this office. The date of holding of Annual General Meeting may also be intimated please.

Receipt of this letter may kindly be acknowledged.

Yours faithfully,

S. Velliangiri
(S. Velliangiri)
Principal Director of Audit (Shipping)

Encl: Audit Comment

Tel. : 044-28330147 **Fax : 044-28330142** **e-mail : pdcachennai@cag.gov.in**

COMMENTS OF THE COMPTROLLER AND AUDITOR GENERAL OF INDIA UNDER SECTION 143(6) (b) READ WITH SECTION 129 (4) OF THE COMPANIES ACT, 2013 ON THE CONSOLIDATED FINANCIAL STATEMENTS OF KAMARAJAR PORT LIMITED, FOR THE YEAR ENDED 31 MARCH 2026

The preparation of consolidated financial statements of Kamarajar Port Limited for the year ended 31 March 2026 in accordance with the financial reporting framework prescribed under the Companies Act, 2013 (Act) is the responsibility of the management of the company. The statutory auditor appointed by the Comptroller and Auditor General of India under section 139 (5) read with section 129 (4) of the Act is responsible for expressing opinion on the financial statements under section 143 read with section 129 (4) of the Act based on independent audit in accordance with the standards on auditing prescribed under section 143(10) of the Act. This is stated to have been done by them vide their Audit Report dated 25 May 2026.

I, on behalf of the Comptroller and Auditor General of India, have conducted a supplementary audit of the consolidated financial statements of Kamarajar Port Limited for the year ended 31 March 2026 under section 143(6)(a) read with section 129(4) of the Act. We did not conduct a supplementary audit of the financial statements of Kanyakumari Port Limited. This supplementary audit has been carried out independently without access to the working papers of the statutory auditors and is limited primarily to inquiries of the statutory auditors and company personnel and a selective examination of some of the accounting records.

Based on my supplementary audit, I would like to highlight the following significant matters under section 143(6)(b) read with section 129(4) of the Act which have come to my attention and which in my view are necessary for enabling a better understanding of the financial statements and the related audit report:

Comment on Statement of Consolidated Balance Sheet as at 31st March 2026

Liabilities – Current Liabilities - (c) Provisions - ₹3,381.79 lakh (Note No. 18)

The above head does not include ₹9,672.55 lakh being cost payable to Tamil Nadu Industrial Development Corporation (TIDCO) for 558 acres of land under possession of KPL. KPL had acquired land (950 acres in 1999) from TIDCO and fixation of final land extent and final cost for the land was pending. TIDCO requested (September 2025) KPL to pay the differential cost for 661 acres of Salt land. Later TIDCO revised (May 2026) the demand to ₹9,672.55 lakh for 558 acres of land for which boundary at site was finalized in joint survey. However, the

Company did not create a provision for the obligation to pay which was a deviation to Ind AS 37-Provisions. Contingent Liabilities and Contingent Assets.

This non-compliance resulted in understatement of Current Liabilities and Property Plant and Equipment by ₹9,672.55 lakh.

For and on behalf of the
Comptroller & Auditor General of India

Place: Chennai - 34
Date: 27.07.2026

S. Velliangiri
(S. Velliangiri)
Principal Director of Audit (Shipping)

COMMENTS OF THE COMPTROLLER AND AUDITOR GENERAL OF INDIA UNDER SECTION 143(6) (b) OF THE COMPANIES ACT, 2013 ON THE FINANCIAL STATEMENTS OF KAMARAJAR PORT LIMITED CHENNAI, FOR THE YEAR ENDED 31 MARCH 2026

The preparation of financial statements of Kamarajar Port Limited for the year ended 31 March 2026 in accordance with the financial reporting framework prescribed under the Companies Act, 2013 (Act) is the responsibility of the management of the company. The statutory auditor appointed by the Comptroller and Auditor General of India under section 139 (5) of the Act is responsible for expressing opinion on the financial statements under section 143 of the Act based on independent audit in accordance with the standards on auditing prescribed under section 143(10) of the Act. This is stated to have been done by them vide their Audit Report dated 25 May 2026.

I, on behalf of the Comptroller and Auditor General of India, have conducted a supplementary audit of the financial statements of Kamarajar Port Limited for the year ended 31 March 2026 under section 143(6)(a) of the Act. This supplementary audit has been carried out independently without access to the working papers of the statutory auditors and is limited primarily to inquiries of the statutory auditors and company personnel and a selective examination of some of the accounting records.

Based on my supplementary audit, I would like to highlight the following significant matters under section 143(6)(b) of the Act which have come to my attention and which in my view are necessary for enabling a better understanding of the financial statements and the related audit report.

Comment on Statement of Standalone Balance Sheet as at 31st March 2026

Liabilities – Current Liabilities - (c) Provisions - ₹3,381.79 lakh (Note No. 18)

The above head does not include ₹9,672.55 lakh being cost payable to Tamil Nadu Industrial Development Corporation (TIDCO) for 558 acres of land under possession of KPL. KPL had acquired land (950 acres in 1999) from TIDCO and fixation of final land extent and final cost for the land was pending. TIDCO requested (September 2025) KPL to pay the differential cost for 661 acres of Salt land. Later TIDCO revised (May 2026) the demand to ₹9,672.55 lakh for 558 acres of land for which boundary at site was finalized in joint survey. However, the Company did not create a provision for the obligation to pay which was a deviation to Ind AS 37-Provisions, Contingent Liabilities and Contingent Assets.

This non-compliance resulted in understatement of Current Liabilities and Property Plant and Equipment by ₹9,672.55 lakh.

For and on behalf of the
Comptroller & Auditor General of India.

Place: Chennai - 34
Date: 27.07.2026

S. Velliangiri
(S. Velliangiri)
Principal Director of Audit (Shipping)

MANAGEMENT REPLIY TO THE COMMENT OF CAG UNDER SECTION 143(6) (b) READ WITH SECTION 129 (4) OF THE COMPANIES ACT, 2013 ON THE CONSOLIDATED FINANCIAL STATEMENTS OF KAMARAJAR PORT LIMITED, FOR THE YEAR ENDED 31st MARCH 2026

C & AG Audit Comment	Management Reply
Liabilities – Current Liabilities – © Provisions – Rs.3381.79 lakhs (Note No.18) The above head does not include 19,672.55 lakh being cost payable to Tamil Nadu Industrial Development Corporation (TIDCO) for 558 acres of land under possession of KPL. KPL had acquired land (950 acres in 1999) from TIDCO and fixation of final land extent and final cost for the land was pending. TIDCO requested (September 2025) KPL to pay the differential cost for 661 acres of Salt land. Later TIDCO revised (Maj 2026) the demand to 19,672.55 lakh for 558 acres of land for which boundary at site was finalized in joint survey. However, the Company did not create a provision for the obligation to pay which was a deviation to Ind AS 37- Provisions, Contingent Liabilities and Contingent Assets. This non-compliance resulted in understatement of Current Liabilities and Property Plant and Equipment by Rs.9672.55 lakh.	As per Para 14 of Ind AS – 37, "*A provision shall be recognised when:* *(a) an entity has a present obligation (legal or constructive) as a result of a past event;* *(b) it is probable that an outflow of resources embodying economic benefits will be required to settle the obligation; and* *(c) a reliable estimate can be made of the amount of the obligation. If these conditions are not met, no provision shall be recognised."* Paragraph 14 of Ind AS 37 requires all three recognition criteria to be satisfied before a provision can be recognised. Even if the first two conditions, namely the existence of a present obligation and the probability of an outflow of economic resources are assumed to have been met, the third condition requiring a reliable estimate of the obligation was not satisfied as at 31 March 2026 due to pending survey for measurement of land. As at the reporting date, the outcome of the survey had not been formally communicated by TIDCO. The provision could not be made in the

	Books of Accounts as on 31.03.2026. However, the demand amount has been included in the Contingent Liabilities, and the suitable disclosures was made under Note No. 30 (17) (d). The revised demand was intimated for 558 acres amounting to Rs.96.73 crore only on 14 May 2026. The suitable disclosure in this regard has also been made under Note . 30 (17) (iii) (d). The Board of Directors approved on 04.07.2026 for the balance payment of Rs.96.73 Cr to TIDCO for 558 acres. As assured to the Audit, the provision of Rs. 96.73 Cr was made in the books of accounts in first quarter of FY 2026-27. The registration of land in the name of the company is under progress.

MANAGEMENT REPLIY TO THE COMMENT OF CAG UNDER SECTION 143(6) (b) READ WITH SECTION 129 (4) OF THE COMPANIES ACT, 2013 ON THE FINANCIAL STATEMENTS OF KAMARAJAR PORT LIMITED, FOR THE YEAR ENDED 31st MARCH 2026

C & AG Audit Comment	Management Reply
Liabilities – Current Liabilities – © Provisions – Rs.3381.79 lakhs (Note No.18) The above head does not include 19,672.55 lakh being cost payable to Tamil Nadu Industrial Development Corporation (TIDCO) for 558 acres of land under possession of KPL. KPL had acquired land (950 acres in 1999) from TIDCO and fixation of final land extent and final cost for the land was pending. TIDCO requested (September 2025) KPL to pay the differential cost for 661 acres of Salt land. Later TIDCO revised (Maj 2026) the demand to 19,672.55 lakh for 558 acres of land for which boundary at site was finalized in joint survey. However, the Company did not create a provision for the obligation to pay which was a deviation to Ind AS 37- Provisions, Contingent Liabilities and Contingent Assets. This non-compliance resulted in understatement of Current Liabilities and Property Plant and Equipment by Rs.9672.55 lakh.	As per Para 14 of Ind AS – 37, "*A provision shall be recognised when:* *(a) an entity has a present obligation (legal or constructive) as a result of a past event;* *(b) it is probable that an outflow of resources embodying economic benefits will be required to settle the obligation; and* *(c) a reliable estimate can be made of the amount of the obligation. If these conditions are not met, no provision shall be recognised."* Paragraph 14 of Ind AS 37 requires all three recognition criteria to be satisfied before a provision can be recognised. Even if the first two conditions, namely the existence of a present obligation and the probability of an outflow of economic resources are assumed to have been met, the third condition requiring a reliable estimate of the obligation was not satisfied as at 31 March 2026 due to pending survey for measurement of land. As at the reporting date, the outcome of

	the survey had not been formally communicated by TIDCO. The provision could not be made in the Books of Accounts as on 31.03.2026. However, the demand amount has been included in the Contingent Liabilities, and the suitable disclosures was made under Note No. 30 (17) (d). The revised demand was intimated for 558 acres amounting to Rs.96.73 crore only on 14 May 2026. The suitable disclosure in this regard has also been made under Note . 30 (17) (iii) (d). The Board of Directors approved on 04.07.2026 for the balance payment of Rs.96.73 Cr to TIDCO for 558 acres. As assured to the Audit, the provision of Rs. 96.73 Cr was made in the books of accounts in first quarter of FY 2026-27. The registration of land in the name of the company is under progress.

Jasminder Singh & Associates
Chartered Accountants
B.O. : 8-D, Crescent Avenue, Seleiypur Camp Road, Tambaram East, Chennai - 600073

INDIA

Mob : 098725 - 50827
Off : 91-161-4636550
Web : cajasminder.com
e mail : jasingh123@yahoo.co.in

INDEPENDENT AUDITORS' REPORT

To
The Members of
Kamarajar Port Limited

Report on the Audit of Standalone Financial Statements

Opinion

1. We have audited the accompanying IND AS Standalone Financial Statements of **Kamarajar Port Limited (CIN: U45203TN1999PLC043322; PAN: AAACE9013G)** ("the Company"), which comprise the Balance Sheet as at March 31, 2026, the Statement of Profit and Loss (including Other Comprehensive Income), the Statement of Changes in Equity and the Statement of Cash Flows for the year ended and notes to the Standalone Financial Statements, including summary of significant accounting policies and other explanatory information (hereinafter referred to as the "Standalone Financial Statements").

2. In our opinion and to the best of our information and according to the explanations given to us, the aforesaid Standalone Financial Statements give the information required by the Companies Act, 2013 ("the Act") in the manner so required and give a true and fair view in conformity with the Indian Accounting Standards prescribed under section 133 of the Act read with the Companies (Indian Accounting Standards) Rules, 2015, as amended, ("IND AS") and other accounting principles generally accepted in India, of the state of affairs of the Company as at March 31, 2026 and its profit, total comprehensive income, changes in equity and its cash flows for the year ended on that date.

Basis for Opinion

3. We conducted our audit of the Standalone Financial Statements in accordance with the Standards on Auditing (SAs) specified under section 143(10) of the Act. Our responsibilities under those Standards are further described in the Auditor's Responsibilities for the Audit of the Standalone Financial Statements section of our report. We are independent of the Company in accordance with the Code of Ethics issued by the Institute of Chartered Accountants of India (ICAI) together with the ethical requirements that are relevant to our audit of the Standalone Financial Statements under the provisions of the Act and the Rules made thereunder, and we have fulfilled our other ethical responsibilities in accordance with these requirements and the ICAI's Code of Ethics. We believe that the audit evidence we have obtained is sufficient and appropriate to provide a basis for our audit opinion on the Standalone Financial Statements.

JASMINDER SINGH & ASSOCIATES
FRN-016192N
CHENNAI

Emphasis of Matters

4. Reference is invited to Note 30(17)(iii)(a) regarding initiation of arbitration proceedings by one of the BOT operators against the Company during the year stating various claims amounting to a sum of ₹1,60,841.07 Lakhs in respect of which counter claims have been filed by the Company and arbitrators appointed by both parties and the status of the arbitration proceedings as at the year end. Accordingly, for reasons mentioned in the said Note, no provision for the claims raised by the BOT operator is considered necessary as at the year end.
5. Reference is invited to Note 9 regarding litigation proceeding against the contractor for which the company has deposited ₹2,860.83 Lakhs. 75% of the Arbitration award (2,107.66 Lakhs) plus interest to Registrar General of High Court.
6. Reference is invited to Note 5.3 (b) regarding non-recognition of Impairment Allowance under the Expected Credit Loss ("ECL") model prescribed under IND-AS 109 in respect of disputed receivables amounting to ₹4,046.59 Lakhs. No ECL assessment is carried out on the aforesaid disputed receivables pending final outcome of Litigation / Arbitration proceedings.
7. Reference is invited to Note 4(a) regarding pending conveyance deed/registration deeds for several of the immovable properties obtained by the Company from Government/ Government owned entities. Further, consideration/ compensation payable to various agencies is yet to be finalized and have not been provided for.

Our opinion is not modified in respect of the matters referred to Paragraphs 4 to 7 above.

Key Audit Matters

8. Key audit matters are those matters that, in our professional judgment, were of most significance in our audit of the Standalone Financial Statements of the current period. These matters were addressed in the context of our audit of the Standalone Financial Statements as a whole, and in forming our opinion thereon, and we do not provide a separate opinion on these matters.

Information Other than the Standalone Financial Statements and Auditor's Report Thereon

9. The Company's Board of Directors is responsible for the preparation of the other information. The other information comprises the information included in the Management Discussion and Analysis, Board's Report including Annexures to Board's Report, Business Responsibility Report, Corporate Governance and Shareholder's Information, but does not include the consolidated Standalone Financial Statements, Standalone Financial Statements and our auditor's report thereon.
10. Our opinion on the Standalone Financial Statements does not cover the other information and we do not express any form of assurance conclusion thereon.

JASMINDER SINGH & ASSOCIATES
CA
FRN-016192N
CHENNAI

11. In connection with our audit of the Standalone Financial Statements, our responsibility is to read the other information and, in doing so, consider whether the other information is materially inconsistent with the Standalone Financial Statements or our knowledge obtained during the course of our audit or otherwise appears to be materially misstated.

12. If, based on the work we have performed, we conclude that there is a material misstatement of this other information, we are required to report that fact. We have nothing to report in this regard.

Management's Responsibility for the Standalone Financial Statements

13. The Company's Board of Directors is responsible for the matters stated in section 134(5) of the Act with respect to the preparation of these Standalone Financial Statements that give a true and fair view of the financial position, financial performance, including other comprehensive income, changes in equity and cash flows of the Company in accordance with the Indian accounting standards and other accounting principles generally accepted in India. This responsibility also includes maintenance of adequate accounting records in accordance with the provisions of the Act for safeguarding the assets of the Company and for preventing and detecting frauds and other irregularities; selection and application of appropriate accounting policies; making judgments and estimates that are reasonable and prudent; and design, implementation and maintenance of adequate internal financial controls, that were operating effectively for ensuring the accuracy and completeness of the accounting records, relevant to the preparation and presentation of the Standalone Financial Statements that give a true and fair view and are free from material misstatement, whether due to fraud or error. In preparing the Standalone Financial Statements, management is responsible for assessing the Company's ability to continue as a going concern, disclosing, as applicable, matters related to going concern and using the going concern basis of accounting unless management either intends to liquidate the Company or to cease operations, or has no realistic alternative but to do so.

14. The Board of Directors are also responsible for overseeing the Company's financial reporting process.

Auditor's Responsibilities for the Audit of the Standalone Financial Statements

15. Our objectives are to obtain reasonable assurance about whether the Standalone Financial Statements as a whole are free from material misstatement, whether due to fraud or error, and to issue an auditor's report that includes our opinion. Reasonable assurance is a high level of assurance, but is not a guarantee that an audit conducted in accordance with SAs will always detect a material misstatement when it exists. Misstatements can arise from fraud or error and are considered material if, individually or in the aggregate, they could reasonably be expected to influence the economic decisions of users taken on the basis of these Standalone Financial Statements.

JASMINDER SINGH & ASSOCIATES
FRN:016192N
CHENNAI

16. As part of an audit in accordance with SAs, we exercise professional judgment and maintain professional skepticism throughout the audit. We also:

- Identify and assess the risks of material misstatement of the Standalone Financial Statements, whether due to fraud or error, design and perform audit procedures responsive to those risks, and obtain audit evidence that is sufficient and appropriate to provide a basis for our opinion. The risk of not detecting a material misstatement resulting from fraud is higher than for one resulting from error, as fraud may involve collusion, forgery, intentional omissions, misrepresentations, or the override of internal control.
- Obtain an understanding of internal financial controls relevant to the audit in order to design audit procedures that are appropriate in the circumstances. Under section 143(3)(i) of the Act, we are also responsible for expressing our opinion on whether the Company has adequate internal financial controls system in place and the operating effectiveness of such controls.
- Evaluate the appropriateness of accounting policies used and the reasonableness of accounting estimates and related disclosures made by management.
- Conclude on the appropriateness of management's use of the going concern basis of accounting and, based on the audit evidence obtained, whether a material uncertainty exists related to events or conditions that may cast significant doubt on the Company's ability to continue as a going concern. If we conclude that a material uncertainty exists, we are required to draw attention in our auditor's report to the related disclosures in the Standalone Financial Statements or, if such disclosures are inadequate, to modify our opinion. Our conclusions are based on the audit evidence obtained up to the date of our auditor's report. However, future events or conditions may cause the Company to cease to continue as a going concern.
- Evaluate the overall presentation, structure and content of the Standalone Financial Statements, including the disclosures, and whether the Standalone Financial Statements represent the underlying transactions and events in a manner that achieves fair presentation.

17. Materiality is the magnitude of misstatements in the Standalone Financial Statements that, individually or in aggregate, makes it probable that the economic decisions of a reasonably knowledgeable user of the Standalone Financial Statements may be influenced. We consider quantitative materiality and qualitative factors in (i) planning the scope of our audit work and in evaluating the results of our work; and (ii) to evaluate the effect of any identified misstatements in the Standalone Financial Statements.

JASMINDER SINGH & ASSOCIATES FRN-016192N CHENNAI

18. We communicate with those charged with governance regarding, among other matters, the planned scope and timing of the audit and significant audit findings, including any significant deficiencies in internal control that we identify during our audit.

19. We also provide those charged with governance with a statement that we have complied with relevant ethical requirements regarding independence, and to communicate with them all relationships and other matters that may reasonably be thought to bear on our independence, and where applicable, related safeguards.

20. From the matters communicated with those charged with governance, we determine those matters that were of most significance in the audit of the Standalone Financial Statements of the current period and are therefore the key audit matters. We describe these matters in our auditor's report unless law or regulation precludes public disclosure about the matter or when, in extremely rare circumstances, we determine that a matter should not be communicated in our report because the adverse consequences of doing so would reasonably be expected to outweigh the public interest benefits of such communication.

Report on Other Legal and Regulatory Requirements

21. As required under section 143(5) of the Act, 2013, we give in the Annexure A, our report on the directions/sub-directions issued by the Comptroller and Auditor General of India.

22. As required by the Companies (Auditor's Report) Order, 2020 ("The order") issued by the Central Government of India in terms of sub-section 11 of section 143 of the Act, we give in the Annexure B, a statement on the matters specified in Paragraphs 3 and 4 of the Order, to the extent applicable.

23. As required by section 143(3) of the Act, we report that:

    a) We have sought and obtained all the information and explanations which to the best of our knowledge and belief were necessary for the purposes of our audit;

    b) In our opinion, proper books of account as required by law have been kept by the Company so far as appears from our examination of those books;

    c) The Standalone Balance Sheet, the Standalone Statement of Profit and Loss including Other Comprehensive Income, Standalone Statement of Changes in Equity and the Standalone Statement of Cash Flows dealt with by this Report are in agreement with the books of account.

    d) In our opinion, the aforesaid Standalone Financial Statements comply with the Indian Accounting Standards specified under Section 133 of the Companies Act, 2013, read with Rule 7 of the Companies (Accounts) Rules, 2014.

    e) On the basis of the written representations received from the directors as on March 31, 2026 taken on record by the Board of Directors, none of the directors is disqualified as

JASMINDER SINGH & ASSOCIATES FRN-016192N CHENNAI

on March 31, 2026 from being appointed as a director in terms of Section 164(2) of the Act.

f) With respect to the adequacy of the internal financial control over financial reporting of the company and the operating effectiveness of such control, refer to our separate report in "Annexure C". Our report expresses an Un-modified opinion on the adequacy and operating effectiveness of the Company's internal financial controls over financial reporting.

g) With respect to the other matters to be included in the Auditor's Report in accordance with the requirements of section 197(16) of the Act, as amended, in our opinion and to the best of our information and according to the explanations given to us, the remuneration paid by the Company to its directors during the year is in accordance with the provisions of section 197 of the Act.

h) With respect to the other matters to be included in the Auditor's report in accordance with rule 11 of the Companies (Audit and Auditors) Rules, 2014, in our opinion and to the best of our information and according to the explanations given to us:

i. The Company has disclosed the impact of pending litigations on its financial position in its Standalone Financial Statements vide Note Reference 30(15).

ii. The Company has made provision, as required under the applicable law or accounting standards, for material foreseeable losses, if any, on long-term contracts including derivative contracts.

iii. There has been no delay in transferring amounts, required to be transferred, to the Investor Education and Protection Fund by the Company.

iv. (a) The Management has represented that, to the best of its knowledge and belief, no funds (which are material either individually or in the aggregate) have been advanced or loaned or invested (either from borrowed funds or share premium or any other sources or kind of funds) by the Company to or in any other person or entity, including foreign entity ("Intermediaries"), with the understanding, whether recorded in writing or otherwise, that the Intermediary shall, whether, directly or indirectly lend or invest in other persons or entities identified in any manner whatsoever by or on behalf of the Company ("Ultimate Beneficiaries") or provide any guarantee, security or the like on behalf of the Ultimate Beneficiaries;

(b) The Management has represented, that, to the best of its knowledge and belief, no funds (which are material either individually or in the aggregate) have been received by the Company from any person or entity, including foreign entity ("Funding Parties"), with the understanding, whether recorded in writing or otherwise, that the Company shall, whether, directly or indirectly, lend or

JASMINDER SINGH & ASSOCIATES CA FRN-016192N CHENNAI

invest in other persons or entities identified in any manner whatsoever by or on behalf of the Funding Party ("Ultimate Beneficiaries") or provide any guarantee, security or the like on behalf of the Ultimate Beneficiaries;

(c) Based on the audit procedures that have been considered reasonable and appropriate in the circumstances, nothing has come to our notice that has caused us to believe that the representations under sub-clause (i) and (ii) of Rule 11(e), as provided under (a) and (b) above, contain any material misstatement.

v. As stated in Note 30 (20) to the Standalone Financial Statements

(a) The final dividend proposed for the previous year, declared and paid by the Company during the year is in accordance with Section 123 of the Act, as applicable.

vi. The Company is maintaining books of account using accounting software which has a feature of recording audit trail (edit log) facility.

For M/s Jasminder Singh & Associates
Chartered Accountants
FRN. 016192N

JASMINDER SINGH & ASSOCIATES
FRN-016192N
CHENNAI

CA. Rajat
Partner
M. No. 575195

Place : Chennai
Date : 25.05.2026
UDIN : 26575195ZODCGS5772

ANNEXURE 'A' TO THE INDEPENDENT AUDITOR'S REPORT

Annexure referred to in paragraph 19 under the heading "Report on Other Legal and Regulatory Requirements" of our Independent Auditors Report of even date on the Financial Statement of Kamarajar Port Limited for the year ended 31st March 2026.

1	Whether the company has system in place to process all the accounting transactions through IT system? If no, the implications of processing of accounting transactions outside IT system on the integrity of accounts along with the financial implications, if any, maybe stated	The company has system in place to process all the accounting transactions through IT system.
2	Whether there is any restructuring of an existing loan or cases of waiver/write off of debts/loan/interest etc. made by a lender to the company due to the company's inability to repay the loan? If yes, the financial impact maybe stated	There are no cases of restructuring of an existing loan or cases of waiver/write off of debts/loan/interest etc. made by a lender to the company due to the company's inability to repay the loan.
3	Whether funds received/receivable for specific schemes from Central/State agencies were properly accounted for/utilized as per its term and conditions? List the cases of Deviation	During the year under review, the company has not received funds for specific schemes from Central/State agencies.

For M/s Jasminder Singh & Associates
Chartered Accountants
FRN. 016192N

JASMINDER SINGH & ASSOCIATES FRN-016192N CHENNAI

CA. Rajat
Partner
M. No. 575195

Place : Chennai
Date : 25.05.2026
UDIN : 26575195ZODCGS5772

ANNEXURE 'B' TO THE INDEPENDENT AUDITOR'S REPORT

(Referred to in paragraph 20 under 'Report on Other Legal and Regulatory Requirements' section of our report to the Members of Kamarajar Port Limited of even date)

1. (a) (I) the Company is maintaining proper records including quantitative details of Property, Plant and Equipment.

   (ii) The company is maintaining proper records showing full particulars of Intangible assets.

   (b) The Company has a program of verification to cover all the items of Property, Plant and Equipment in a phased manner which, in our opinion, is reasonable having regard to the size of the Company and the nature of its assets. Pursuant to the program, Property, Plant and Equipment were physically verified by the management during the year. According to the information and explanations given to us, no material discrepancies were noticed on such verification.

   (c) The Company owns land measuring 2,784.735 acres acquired from TIDCO (950.00 acres), TNEB (995.05 acres), Salt Department, Ministry of Commerce, Government of India (712.42 acres) and Government of Tamil Nadu (32.65 acres) and Government Poramboke Land (97.15 acres), which are under the possession of the company. Further, out of the total land area owned, 2,784.735 acres including 295.445 acres procured from TIDCO, 995.05 acres from TANGEDCO, 712.42 acres from Salt Department have been registered in the name of the Company and patta has been obtained for 32.62 acres procured from Government of Tamil Nadu and in respect of the balance, registration / transfer is in process.

   (d) According to the information and explanations given to us and on the basis of our examination of the records of the Company, the Company has not revalued its property, plant and equipment (including right of use assets) or intangible assets or both during the year.

   (e) No proceedings have been initiated or are pending against the Company for holding any benami property under the Benami Transactions (Prohibition) Act, 1988 (45 of 1988) and rules made thereunder. Accordingly, reporting under clause 3(i)(e) of the Order is not applicable to the Company.

JASMINDER SINGH & ASSOCIATES
CA
FRN-016192N
CHENNAI

2. (a) Inventory was physically verified by the management during the year. According to the information and explanation given to us and based on Audit procedure performed by us, we are of the opinion that the coverage and procedure of such verification by the management is appropriate and no material discrepancy of 10% or more in the aggregate of for each class of inventory were noticed.

(b) According to the information and explanations given to us and on the basis of our examination of the records of the Company, the Company has not been sanctioned working capital limits in excess of five crore rupees, in aggregate, from banks or financial institutions on the basis of the security of current assets at any point of time during the year. Accordingly, clause 3(ii)(b) of the Order is not applicable to the Company.

3. (a) During the year, the Company has not provided any loans or provided any advances in the nature of loans, or guarantee, or security to any other entity. Accordingly, reporting under clauses 3(iii)(a) and 3(iii)(e) of the Order is not applicable to the Company.

(b) The investments made, guarantees provided, security given and terms and conditions of the grant of all loans and advances in the nature of loans and guarantees provided are not, prima facie, prejudicial to the Company's interest.

(c) The Company does not have any outstanding loans and advances in the nature of loans at the beginning of the year nor has granted any loans or advances in the nature of loans during the year. Accordingly, reporting under clauses 3(iii)(c), 3(iii)(c), 3(iii)(e) and 3(iii)(f) of the Order is not applicable to the Company.

4. According to the information and explanations given to us and based on the audit procedures conducted by us, the Company has neither made any investments nor has it given loans or provided guarantee or security in violation of Sections 185 & 186 of the Companies Act.

5. The Company has not accepted any deposits or amounts which are deemed to be deposits within the directives issued by the Reserve Bank of India and the provisions of sections 73 to 76 or any other relevant provisions of the Companies Act. Accordingly, provisions of clause 3(v) of the Order are not applicable.

JASWINDER SINGH & ASSOCIATES
FRN-016192N
CHENNAI

6. As per the information and explanation given to us, the Central Government has not prescribed the maintenance of cost records under sub-section (1) of section 148 of the Companies Act for any of the services rendered by the Company. Accordingly, clause 3(vi) of the Order is not applicable.

7. (a) According to the information and explanation given to us and as per our examination of the records of the company, the Company has been generally regular in depositing undisputed statutory dues including Goods and Service Tax, provident fund, employees' state insurance, income-tax, duty of customs, duty of excise, value added tax, cess and any other statutory dues to the appropriate authorities.

There were no undisputed amounts payable in respect of Goods and Service tax, Provident Fund, Employees' State Insurance, Income Tax, duty of Custom, duty of Excise, Value Added Tax, Cess and other material statutory dues in arrears as at March 31, 2026 for a period of more than six months from the date they became payable.

(b) According to the information and explanation given to us and as per our verification of the records of the Company, the following disputed amounts of tax/ duty have not been deposited with appropriate authorities as at 31st March 2026.

Statute	**Nature of dues**	**Amount (Rs in Lakhs)**	**Period to which the amount relates**	**Forum to which amount is pending**	**Remarks, if any**
Goods and Service tax	GST	1656.29**	FY 2017-18 to 2021-22	JC (Appeals)	Nil

** - Against this, the Company has paid a sum of Rs 101.18 Lakhs under protest

8. According to information and explanation given to us and as per our examination of the records of the company, the Company has not surrendered or disclosed any transactions, previously unrecorded as income in the books of account, in the tax assessments under the Income Tax Act, 1961 as income during the year.

9. (a) According to information and explanation given to us and as per our examination of the records of the company, the Company has not defaulted in repayment of loans or other borrowings or in the payment of interest thereon to any lender.

(b) According to the information and explanations given to us and on the basis of our examination of the records of the Company, the Company has not been declared a willful defaulter by any bank or financial institution or government or government authority.

(c) In our opinion and according to the information and explanations given to us, the company has utilized the money obtained by way of term loans during the year for the purposes for which they were obtained.

JASMINDER SINGH & ASSOCIATES FRN-016192N CHENNAI

(d) According to the information and explanations given to us, and the procedures performed by us, and on an overall examination of the finance statements of the company, we report that no funds raised on short-term basis have been used for long-term purposes by the company.

(e) According to the information and explanations given to us and on an overall examination of the Standalone Financial Statements of the company, we report that the company has not taken any funds from any entity or person on account of or to meet the obligations of its subsidiaries, associates or joint ventures.

(f) According to the information and explanations given to us and procedures performed by us, we report that the company has not raised loans during the year on the pledge of securities held in its subsidiaries, joint ventures or associate companies.

10. (a) The Company has not raised any moneys by way of initial public offer or further public offer (including debt instruments) accordingly, clause 3(x) (a) of the Order is not applicable.

(b) According to the information and explanations given to us and on the basis of our examination of the records of the Company, the Company has not made any preferential allotment or private placement of shares or fully or partly convertible debentures during the year. Accordingly, clause 3(x) (b) of the Order is not applicable.

11. (a) To the best of our knowledge and according to the information and explanations given to us, no fraud by the Company or on the Company has been noticed or reported during the period covered by our audit.

(b) No report under sub-section (12) of section 143 of the Companies Act has been filed in Form ADT-4 as prescribed under rule 13 of Companies (Audit and Auditors) Rules, 2014 with the Central Government, during the year and upto the date of this report.

(c) According to the information and explanations given to us including the representation made to us by the management of the Company, there are no whistle-blower complaints received by the Company during the year

12. The Company is not a Nidhi company and accordingly, paragraph 3(xii) of the Order is not applicable.

13. According to the information and explanations given to us and based on our examination of the records of the Company, transactions with the related parties are in compliance with sections 177 and 188 of the Act where applicable and details of such transactions have been disclosed in the Standalone Financial Statements as required by the applicable Indian accounting standards.

14. (a) In our opinion and based on our examination, the company has an internal audit system commensurate with the size and nature of its business.

JASMINDER SINGH & ASSOCIATES FRN-016192N CHENNAI

(b) We have considered, the internal audit reports for the year under audit, issued to the Company during the year and till date, in determining the nature, timing and extent of our audit procedures.

15. According to the information and explanations given to us and based on our examination of the records of the Company, the Company has not entered into non-cash transactions with directors or persons connected with him. Accordingly, paragraph 3(xv) of the Order is not applicable.

16. (a) In our opinion, the Company is not required to be registered under section 45-IA of the Reserve Bank of India Act, 1934. Hence, reporting under clause 3(xvi)(a), (b) and (c) of the Order is not applicable.

(b) In our opinion, there is no core investment company within the Group (as defined in the Core Investment Companies (Reserve Bank) Directions, 2016) and accordingly reporting under clause 3(xvi) (d) of the Order is not applicable.

17. The company has not incurred cash losses in the financial year and in the immediately preceding financial year.

18. There has been no resignation of the statutory auditors during the year. Accordingly, clause 3(xviii) of the Order is not applicable.

19. On the basis of the financial ratios, ageing and expected dates of realisation of financial assets and payment of financial liabilities, other information accompanying the Standalone Financial Statements, the auditor's knowledge of the Board of Directors and management plans, we are of the opinion that no material uncertainty exists as on the date of the audit report that company is capable of meeting its liabilities existing at the date of balance sheet as and when they fall due within a period of one year from the balance sheet date.

20. (a) In respect of other than ongoing projects, the company has transferred unspent amount to a Fund specified in Schedule VII to the Companies Act, 2013 within a period of six months of the expiry of the financial year in compliance with second proviso to sub-section (5) of section 135 of the said Act.

(b) In respect of ongoing projects, the Company has transferred unspent Corporate Social Responsibility (CSR) amount as at the end of the previous financial year, to a Special account within a period of 30 days from the end of the said financial year in compliance with the provision of section 135(6) of the Act.

JASMINDER SINGH & ASSOCIATES FRN-016192N CHENNAI

21. The reporting under Clause 3(xxi) of the Order is not applicable in respect of audit of the Standalone Financial Statements. Accordingly, no comment in respect of the said clause has been included in this report.

For M/s Jasminder Singh & Associates
Chartered Accountants
FRN. 016192N

Place : Chennai
Date : 25.05.2026
UDIN : 26575195ZODCGS5772

CA. Rajat
Partner
M. No. 575195

ANNEXURE - C TO THE INDEPENDENT AUDITORS' REPORT

(Referred to in paragraph 21(f) under 'Report on Other Legal and Regulatory Requirements' section of our report to the Members of Kamarajar Port Limited of even date)

Report on the Internal Financial Controls under Clause (i) of Sub-section 3 of Section 143 of the Companies Act, 2013 ("the Act")

We have audited the internal financial controls over financial reporting of **M/s Kamarajar Port Limited** ("the Company") as of 31st March 2026 in conjunction with our audit of the Standalone Financial Statements of the Company for the year ended on that date.

Management's Responsibility for Internal Financial Controls

The Company's management is responsible for establishing and maintaining internal financial controls based on the internal control over financial reporting criteria established by the Company considering the essential components of internal control stated in the Guidance Note on Audit of Internal Financial Controls over Financial Reporting issued by the Institute of Chartered Accountants of India ('ICAI'). These responsibilities include the design, implementation and maintenance of adequate internal financial controls that were operating effectively for ensuring the orderly and efficient conduct of its business, including adherence to company's policies, the safeguarding of its assets, the prevention and detection of frauds and errors, the accuracy and completeness of the accounting records, and the timely preparation of reliable financial information, as required under the Act.

Auditors' Responsibility

Our responsibility is to express an opinion on the Company's internal financial controls over financial reporting based on our audit. We conducted our audit in accordance with the Guidance Note on Audit of Internal Financial Controls Over Financial Reporting (the "Guidance Note") and the Standards on Auditing, issued by ICAI and deemed to be prescribed under section 143(10) of the Companies Act, 2013, to the extent applicable to an audit of internal financial controls, both applicable to an audit of Internal Financial Controls and, both issued by the Institute of Chartered Accountants of India. Those Standards and the Guidance Note require that we comply with ethical requirements and plan and perform the audit to obtain reasonable assurance about whether adequate internal financial controls over financial reporting was established and maintained and if such controls operated effectively in all material respects.

JASMINDER SINGH & ASSOCIATES
FRN-016192N
CHENNAI

Our audit involves performing procedures to obtain audit evidence about the adequacy of the internal financial controls system over financial reporting and their operating effectiveness. Our audit of internal financial controls over financial reporting included obtaining an understanding of internal financial controls over financial reporting, assessing the risk that a material weakness exists, and testing and evaluating the design and operating effectiveness of internal control based on the assessed risk. The procedures selected depend on the auditor's judgment, including the assessment of the risks of material misstatement of the Standalone Financial Statements, whether due to fraud or error.

We believe that the audit evidence we have obtained is sufficient and appropriate to provide a basis for our audit opinion on the Company's internal financial controls system over financial reporting.

Meaning of Internal Financial Controls over Financial Reporting

A company's internal financial control over financial reporting is a process designed to provide reasonable assurance regarding the reliability of financial reporting and the preparation of Standalone Financial Statements for external purposes in accordance with generally accepted accounting principles. A company's internal financial control over financial reporting includes those policies and procedures that (1) pertain to the maintenance of records that, in reasonable detail, accurately and fairly reflect the transactions and dispositions of the assets of the company; (2) provide reasonable assurance that transactions are recorded as necessary to permit preparation of Standalone Financial Statements in accordance with generally accepted accounting principles, and that receipts and expenditures of the company are being made only in accordance with authorizations of management and directors of the company; and (3) provide reasonable assurance regarding prevention or timely detection of unauthorized acquisition, use, or disposition of the company's assets that could have a material effect on the Standalone Financial Statements.

Inherent Limitations of Internal Financial Controls over Financial Reporting

Because of the inherent limitations of internal financial controls over financial reporting, including the possibility of collusion or improper management override of controls, material misstatements due to error or fraud may occur and not be detected. Also, projections of any evaluation of the internal financial controls over financial reporting to future periods are subject to the risk that the internal financial control over financial reporting may become inadequate because of changes in conditions, or that the degree of compliance with the policies or procedures may deteriorate.

JASMINDER SINGH & ASSOCIATES
FRN-016192N
CHENNAI

Opinion

In our opinion, the Company has, in all material respects, an adequate internal financial controls system over financial reporting and such internal financial controls over financial reporting were operating effectively as at 31st March 2026, based on the internal control over financial reporting criteria established by the Company considering the essential components of internal control stated in the Guidance Note on Audit of Internal Financial Controls Over Financial Reporting issued by the Institute of Chartered Accountants of India.

For M/s Jasminder Singh & Associates
Chartered Accountants
FRN. 016192N

JASMINDER SINGH & ASSOCIATES
FRN-016192N
CHENNAI

CA. Rajat
Partner
M. No. 575195

Place : Chennai
Date : 25.05.2026
UDIN : 26575195ZODCGS5772

Kamarajar Port Limited
CIN:U45203TN1999PLC043322
(A Company of Chennai Port Authority)
"Jawahar Buildings", No.17, Rajaji salai, Chennai 600 001.

STATEMENT OF STANDALONE BALANCE SHEET AS AT 31st MARCH, 2026

(Rupees in lakhs)

Particulars	Note No	As at March 31, 2026	As at March 31, 2025
		Audited	Audited
ASSETS			
Non-current assets			
(a) Property, Plant and Equipment	4	3,41,962.68	3,22,190.39
(b) Capital work-in-progress	5	37,007.47	18,446.86
(c) Right- of- Use Assets	4 A	1,722.44	1,639.03
(d) Other intangible assets	6	871.39	264.95
(e) Financial Assets			
(i) Investments	7	4,199.86	4,177.43
(ii) Loans	8	676.51	532.21
(iii) Other financial assets	9	257.36	442.82
(f) Tax Assets (Net)	14	-	3,258.35
(g) Other Non Current Assets	11	2,595.31	7,217.09
Total non-current assets		**3,89,293.02**	**3,58,169.12**
Current Assets			
(a) Inventories	12	174.49	-
(b) Financial Assets			
(i) Trade receivables	12A	10,181.48	9,352.57
(ii) Cash & cash equivalents	13A	18,586.90	15,047.35
(iii)Bank balances other than cash and cash equivalents	13B	22,200.00	13,000.00
(iv) Loans	8	73.91	129.71
(v) Other Financial Assets	9	3,377.65	3,201.02
(b) Other Current Assets	11	5,339.83	3,082.63
Total current assets		**59,934.26**	**43,813.29**
Total Assets		**4,49,227.28**	**4,01,982.42**
EQUITY AND LIABILITIES			
Equity			
(a) Equity Share Capital	15	30,000.00	30,000.00
(b) Other Equity		3,05,639.25	2,75,995.01
Total Equity		**3,35,639.25**	**3,05,995.01**
Liabilities			
Non-current liabilities			
(a) Financial Liabilities			
(i) Borrowings	16	41,859.79	41,490.86
(ii) Other Financial Liabilities	17	768.28	671.47
(b) Provisions	18	-	-
(c) Deferred Tax Liabilities (Net)	10	40,209.46	24,997.43
(d) Other non-current liabilities	19	6,359.80	6,868.85
Total non-current liabilities		**89,197.33**	**74,028.60**
Current liabilities			
(a) Financial Liabilities			
(i) Borrowings	16	2,801.25	3,301.25
(ii) Trade payables			
-Total outstanding dues of Micro enterprises and Small enterprises	20	960.84	638.48
-Total outstanding dues of creditors other than Micro enterprises and Small enterprises	20	7,689.60	5,091.84
(iii) Other Financial Liabilities	17	807.91	738.58
(b) Other current liabilities	19	7,959.88	8,359.43
(c) Provisions	18	3,381.79	3,829.23
(d) Tax Liabilities(Net)	14	789.45	-
Total current liabilities		**24,390.70**	**21,958.81**
Total Equity and Liabilities		**4,49,227.28**	**4,01,982.42**
Notes to Accounts	30		
Material Accounting Policies and key accounting estimates and judgements	1 to 3		

See accompanying notes to financial statements

For KAMARAJAR PORT LIMITED

J P IRENE CYNTHIA I.A.S.,
Chairperson & Managing Director
DIN : 08839241

Kavita Satvi
Chief Finanical Officer

R.Rooba
Company Secretary &
Compliance Officer

Place : Chennai
Date : 25th May, 2026

For M/s Jasminder Singh & Associates
Chartered Accountants,
Firm Reg.No. 016192N

CA. Rajat
Partner
M. No. 575195
UDIN: 26575195ZODCGS5772

JASMINDER SINGH & ASSOCIATES CA FRN-016192N CHENNAI

FINANCE & ACCOUNTS DEPT. KAMARAJAR PORT LIMITED

Kamarajar Port Limited
(A Mini Ratna Govt. of India Undertaking)
CIN:U45203TN1999PLC043322
(A Company of Chennai Port Authority)
"Jawahar Buildings", No.17, Rajaji salai, Chennai 600 001.

STATEMENT OF STANDALONE PROFIT AND LOSS FOR THE YEAR ENDED 31ST MARCH 2026

(Rupees in lakhs)

Particulars	Note No.	Year ended 31st March 2026	Year ended 31st March 2025
i) Revenue From Operations	21	1,23,914.97	1,13,841.57
ii) Other Income	22	4,132.58	2,182.96
Total Income		1,28,047.54	1,16,024.52
Expenses			
i) Operating Cost	23	11,812.60	10,834.67
ii) Employee Benefits Expense	24	2,550.80	2,438.75
iii) Finance Costs	25	4,103.46	4,366.81
iv) Depreciation and Amortization Expense	26	10,688.28	8,697.91
v) Other Expenses	27	6,521.34	5,932.79
Total expenses		35,676.48	32,270.95
Profit/(loss) before Exceptional items and tax	28	92,371.06	83,753.58
Exceptional Items		-	-
Profit/(loss) before tax		92,371.06	83,753.58
Tax expense			
(1) Current Tax	10	29,917.49	26,556.13
(2) Deferred Tax	10	2,849.98	3,264.92
		32,767.47	**29,821.05**
Profit for the period		59,603.60	53,932.53
Other Comprehensive Income			
i) Items that will not be reclassified to profit or loss			
Remeasurements of the defined benefit plans	10	40.04	(27.86)
Income tax expense on remeasurement benefit/(loss) of defined benefit plans	10	(13.99)	9.73
ii) Change in fair value of Equity instruments	10	22.43	(12.88)
Income Tax expense on change in fair value of equity instruments	10	(7.84)	4.50
Other Comprehensive Income		**40.64**	**(26.50)**
Total Comprehensive Income for the period		**59,644.24**	**53,906.03**
Earnings per equity share			
(1) Basic	29	19.87	17.98
(2) Diluted	29	19.87	17.98
Notes to Accounts	30		
Material Accounting Policies and key accounting estimates and	1 to 3		
See accompanying notes to financial statements			

For KA For KAMARAJAR PORT LIMITED

J P IRENE CYNTHIA I.A.S.,
Chairperson & Managing Director
DIN : 08839241

Kavita Satvi
Chief Finanical Officer

R.Roopa
Company Secretary &
Compliance Officer

For M/s Jasminder Singh & Associates,
Chartered Accountants,
Firm Reg.No.- 016192N

CA. Rajat
Partner
M. No. 575195
UDIN: 26575195ZODCGS5774

Place : Chennai
Date : 25th May, 2026

FINANCE & ACCOUNTS DEPT. KAMARAJAR PORT LIMITED

Kamarajar Port Limited
CIN:U45203TN1999PLC043322
(A company of Chennai Port Authority)
"Jawahar Buildings", No.17, Rajaji salai, Chennai 600 001.

STANDALONE CASH FLOWS FOR THE YEAR ENDED 31ST MARCH 2026

(Rupees in lakhs)

Particulars	For the Year Ended 31st March 2026 Audited	For the Year Ended 31st March 2025 Audited
A. Cash Flow from Operating Activities		
Net Profit Before Tax	92,371.06	83,753.58
Adjustment for:-		
Provision for Gratuity and Leave Encashment	65.72	75.32
Profit on Sale of Property, Plant and Equipment	(283.86)	-
Loss on Sale of Property, Plant and Equipment	5.95	
Loss on Asset decapitalisation	196.92	
Depreciation & Amortisation Expenses	10,688.28	8,697.91
Finance Costs	4,097.83	4,362.32
Provision of Expected Credit Loss	24.46	-
Interest Income	(2,658.80)	(1,709.84)
Upfront Development Income	(61.45)	(74.79)
Operating Profit before Working Capital Changes	**1,04,446.13**	**95,104.51**
Adjustment for:-		
Other Financial Liabilities (Non-Current)	96.81	100.78
Other current liabilities	(509.05)	478.33
Trade Receivables	(853.37)	(1,814.61)
Other Financial Assets	(4,703.52)	(2,860.83)
Other non-current Assets	4,621.78	(216.39)
Other Current Assets including inventories	(2,431.69)	(1,570.10)
Trade payables	2,920.11	(2,411.99)
Other Financial Liabilities	69.33	307.02
Other liabilities	(338.10)	1,968.71
Provisions	(473.12)	(5,058.15)
Cash generated from Operating Activities	**1,02,845.31**	**84,027.27**
Income Tax (Paid)/ Refund	(13,529.47)	(14,481.15)
Net Cash (used in)/generated from Operating Activities	**89,315.84**	**69,546.12**
B. Cash Flow from Investment Activities		
Purchase of Property, Plant & Equipment, Intangible Assets, CWIP	(45,213.21)	(8,302.77)
Loans (given) /collection - Housing and Vehicle (Net)	(88.51)	(242.15)
Interest Received	2,658.80	1,631.27
(Investments)/Proceeds from Redemption of Deposits	(9,200.00)	(5,000.00)
Sale proceeds of Property, Plant and Equipment	297.53	-
Net Cash (used in)/ generated by Investing Activities	**(51,547.39)**	**(11,913.65)**
C. Cash Flow from Financing Activities		
Dividend paid	(30,000.00)	(39,000.00)
Loans repaid/borrowed	(131.07)	(3,292.33)
Interest Paid	(4,097.83)	(4,372.99)
Net Cash From / (used in) Financing Activities	**(34,228.90)**	**(46,665.32)**
D. Net increase/ (decrease) in Cash & Cash equivalents (A)	**3,539.55**	**10,967.15**
E. Opening Cash & Cash Equivalents	15,047.35	4,080.19
F. Closing Cash & Cash Equivalents	**18,586.90**	**15,047.35**

1. Refer Note 13A
2 Non cash financing and investing activities — Nil — Nil

For KAMARAJAR PORT LIMITED

J P IRENE CYNTHIA I.A.S.,
Chairperson & Managing Director
DIN : 08839241

Kavita Satvi
Chief Finanical Officer

R.Rajaja
Company Secretary & Compliance Officer

Place : Chennai
Date : 25th May, 2026

For M/s Jasminder Singh & Associates
Chartered Accountants,
Firm Reg.No.- 016192N

CA. Rajat
Partner
M. No. 575195
UDIN: 26575195ZODKUS5772

FINANCE & ACCOUNTS DEPT. KAMARAJAR PORT LIMITED

Kamarajar Port Limited
CIN:U45203TN1999PLC043322
(A Company of Chennai Port Authority)

Statement of Standalone Changes In Equity - Balance as at 31st March 2026

Equity Share Capital

Balance as at April 1, 2025	Changes in equity share capital during the year	Balance as at March 31, 2026
30,000	-	30,000

Balance as at April 1, 2024	Changes in share capital during the year	Balance as at Mar 31, 2025
30,000	-	30,000

Other Equity

For the year ended 31st March, 2026

Particulars	Debenture Redemption Reserve	Reserves and Surplus		Other Components of Equity		Total
		General Reserve	Retained Earnings	Remeasurement of Net Defined benefit Liability / Asset	FVTOCI - Investments	
	(Rupees in lakhs)					
Balance at the beginning of the reporting period	5,501.81	7,902.00	2,64,648.53	(117.61)	(1,939.72)	**2,75,995.01**
Changes in accounting policy /Prior period errors	-	-	-	-	-	-
Total Comprehensive Income for the Year	-	-	59,603.60	26.05	14.59	**59,644.24**
Transfer from Retained Earnings	456.86	-	(456.86)	-	-	-
Final Dividend - FY. 2024-25	-	-	(21,000.00)	-	-	**(21,000.00)**
Interim Dividend - FY. 2025-26	-	-	(9,000.00)	-	-	**(9,000.00)**
Balance at the end of the reporting period	5,958.67	7,902.00	2,93,795.27	(91.56)	(1,925.13)	3,05,639.25

Other Equity

For the year ended 31st March, 2025

Particulars	Debenture Redemption Reserve	Reserves and Surplus		Other Components of Equity		Total
		General Reserve	Retained Earnings	Remeasurement of Net Defined benefit Liability / Asset	FVTOCI - Investments	
	(Rupees in lakhs)					
Balance at the beginning of the reporting period	5,044.95	7,902.00	2,50,172.86	(99.49)	(1,931.34)	**2,61,088.98**
Changes in accounting policy prior period errors	-	-	-	-	-	-
Total Comprehensive Income for the Year	-	-	53,932.53	(18.12)	(8.38)	**53,906.03**
Transfer from Retained Earnings	456.86	-	(456.86)	-	-	-
Final Dividend - FY. 2023-24	-	-	(30,000.00)	-	-	**(30,000.00)**
Interim Dividend - FY. 2024-25	-	-	(9,000.00)	-	-	**(9,000.00)**
Balance at the end of the reporting period	5,501.81	7,902.00	2,64,648.53	(117.61)	(1,939.72)	2,75,995.01

FINANCE & ACCOUNTS DEPT. KAMARAJAR PORT LIMITED

JASMINDER SINGH & ASSOCIATES FRN-016192N CHENNAI

KAMARAJAR PORT LIMITED

CIN: U45203TN1999PLC043322

"Jawahar Buildings", 17, Rajaji Salai, Chennai 600 001.

Notes to the Standalone Financial Statements

1. Corporate Information:

Kamarajar Port Limited is a Public Limited Company domiciled in India and incorporated under the provisions of Companies Act, 1956. The Company is operating mostly on landlord port model limiting its functions to overall planning, development, mobilization of investments for the development of port and common infrastructure facilities. The development and operations of the terminals are mostly entrusted to private operators/captive users.

2. A. Basis of Preparation and Measurement:

The Company has adopted Ind-AS, in accordance with Notification dated February 16,2015 issued by Ministry of Corporate Affairs, Government of India, with effect from April 01, 2016 with a transition date of April 01, 2015.

All amounts included in the financial statements are reported in Indian rupees (Rupees in Lacs) except equity shares, which are expressed in numbers.

Basis of Measurement

The financial statements have been prepared on the historical cost basis, except for the following items which are measured at fair value:

- Equity instruments at fair value through Other Comprehensive Income (FVOCI)
- Equity instruments at fair value through Profit or Loss (FVTPL) where applicable
- Defined benefit plan assets / obligations measured using the projected unit credit method

B. Statement of Compliance:

These financial statements have been prepared in accordance with Indian Accounting Standards (Ind AS) notified under Section 133 of the Companies Act, 2013 and amendments thereto. The financial statements have also been prepared in accordance with the relevant presentation requirements of the Companies Act, 2013. The Company adopted Ind AS from 1st April, 2016.

3. Material Accounting Policies

3.1. Use of estimates and judgement:

The preparation of stand-alone financial statements of the Company requires management to make judgements, estimates and assumptions that affect the reported amounts of revenues, expenses, assets and liabilities, and the accompanying disclosures, and the disclosure of contingent liabilities.

3.2. Functional and presentation currency:

These financial statements are presented in Indian rupees, the national currency of India, which is the functional currency of the Company.

3.3. **Revenue Recognition:**

1) Revenue from services is measured at the fair value of the consideration received or receivable net of discounts and excluding taxes and duties. Revenue from service rendered will be recognised upon completion of services. Revenue is recognised when following conditions are met :
   i) the amount of revenue can be measured reliably;
   ii) It is probable that the economic benefits associated with the transaction will flow to the entity;
   iii) the costs incurred for the transaction and the costs to complete the transaction can be measured reliably.
   iv) No significant uncertainty exists as to its collection.

Revenue stream Includes:

i) Vessel Related Income.
ii) Cargo related income.
iii) Revenue share and Licence fee arising from Leasing of land and waterfront on BOT and other port users / captive users.
iv) Composite Tariff.

Revenue recognition in respect of each stream of revenue is described below:

i) Vessel Related Income

Vessel related income consists of income from handling of the vessels. Revenue attributable to Vessel related operations are recognized on completion of the specific services.

ii) Cargo related income

Cargo related income consists of income from rendering services with respect to cargo and are recognised on completion of related services.

iii) **Leasing of land and waterfront on BOT/Captive use basis**

a) Revenue share from BOT operators is calculated at the quoted % on the gross revenue as per concession / licence agreement on accrual basis up to end of the financial year.
b) Income from Operating Lease which include escalation clause in line with the general inflation trends is accounted as per terms of the contract.
c) Income from other Operating Lease is recognized on a straight-line basis over the term of lease.
d) Contingent Rent is recognized as income in the period in which they accrue.

iv) Composite Tariff

Composite Tariff represents the income earned at a composite tariff for the cargo handled by captive users.

2 Dividend income from investments is recognized when the Company's right to receive payment is established and it is probable that the economic benefits associated with the transactions will flow to the Company and the amount of income can be measured reliably.

3 a. Interest income from financial instruments is recognized when it is probable that the economic benefits will flow to the Company and the amount of income can be measured reliably. Interest income is accrued on a time basis, by reference to the principal outstanding and at the effective interest rate applicable, which is the rate that exactly discounts estimated future cash flows through the expected life of the financial instruments to that instrument's net carrying amount on initial recognition.

b. Interest income on belated/disputed revenue are recognised on realization basis.

3.4. **Property, Plant and Equipment:**

Property, Plant and Equipment are stated at cost, less accumulated depreciation and impairment, if any. Costs directly attributable to acquisition are capitalized until the property, plant and equipment are ready for use, as intended by the Management. The Company depreciates property, plant and equipment over their estimated useful lives using the straight-line method.

The cost of an item of property, plant and equipment is recognized as an asset if, and only if it is probable that future economic benefits associated with the item will flow to the Company and the cost of the item can be measured reliably. The cost of an item of PPE is the cash price equivalent at the recognition date.

The cost of an item of PPE comprises:

i) Purchase price, including import duties and non-refundable purchase taxes, after deducting trade discounts, rebates, taxes/duties and cess on which input credit for capital goods is availed.
ii) Costs directly attributable to bringing the PPE to the location and condition necessary for it to be capable of operating in the manner intended by management.
iii) The initial estimate of the costs of dismantling and removing the item and restoring the site on which it is located.

The amounts becoming payable by the Company on account of uncontested arbitral awards on project claims and interest on such awards up to the date of commissioning of the asset are capitalized in the year of award as additions during the year in the respective asset category. The interest after the date of commissioning of the asset on such awards payable to the contractor is treated as revenue expenditure in the year of award.

When parts of an item of Property, Plant and Equipment have different useful lives, they are accounted for as separate items (major components) of Property, Plant and Equipment.

Gains and losses on disposal of an item of Property, Plant and Equipment are determined by comparing the proceeds from disposal with the carrying amount of Property, Plant and Equipment and are stated at net values under "Other Income/ Other Expenses" in the Statement of Profit or Loss.

The company has chosen the cost model for recognition and this model is applied to all class of assets. After recognition as an asset, an item of PPE is carried at its cost less any accumulated depreciation and any accumulated impairment losses.

Major repairs and overhauling costs:

The Company recognises in the carrying amount of property, plant and equipment, the cost of replacing part of such an item when that cost is incurred, cost of major repairs/ overhauling if the recognition criteria

are met. The carrying amount of replaced part is derecognised and the cost of repairs is amortized over the remaining useful life of the repair/ overhaul.

Expenditure incurred on maintenance dredging to restore channels and related assets to their original design depth and condition is capitalized and recognized as a PPE, in accordance with the above. Such capital expenditure is amortized/depreciated over the period determined based on technical expert advice

Capital Work in progress (CWIP):

Cost incurred for property, plant and equipment that are not ready for their intended use as on the reporting date, is classified under capital work- in-progress. Materials returned or received from contractors/agencies during or on completion of works shall be accounted for as Construction Stores under CWIP when such materials are expected to be used in future capital works.

3.5. Intangible Assets

Intangible Assets are stated at cost, less accumulated depreciation and impairment, if any.

Identifiable intangible assets are recognized when the company controls the asset; it is probable that future economic benefits expected with the respective assets will flow to the company for more than one economic period; and the cost of the asset can be measured reliably. Amortisation is provided on Straight Line Method (SLM), which reflect the management's estimate of the useful life of the intangible assets. Intangible assets with finite lives are amortised over the useful economic life and assessed for impairment whenever there is an indication that the intangible asset may be impaired. The amortisation expense on intangible assets with finite lives is recognised in the Statement of Profit and Loss unless such expenditure forms part of carrying value of another asset.

3.6. Depreciation

The depreciable amount of an item of PPE is allocated on a straight line basis over its useful life as prescribed in the manner specified in Schedule II of Companies Act, 2013.

For each part of an item of PPE with a cost that is significant in relation to the total cost of the asset and useful life of that part is different from remaining part of the asset, is depreciated separately. Depreciation on all such items is provided from the date they are 'Available for Use' till the date of sale / disposal and includes amortization of intangible assets. Freehold land is not depreciated. An item of PPE is derecognized upon disposal or when no future economic benefits are expected to arise from the continued use of the asset. In case of port specific assets, the depreciation is charged at the rate as determined in accordance with the life of those assets as per the practice prevailing in Major ports in India. Depreciation on addition in value of assets due to arbitral award is claimed over the remaining useful life of the assets from the start of the financial year in which such award is passed and accepted.

3.7. Borrowing Costs

The Company capitalises borrowing costs that are directly attributable to the acquisition, construction or production of qualifying asset as a part of the cost of the asset. The Company recognises other borrowing costs as an expense in the period in which it incurs them. A qualifying asset is an asset that necessarily takes a substantial period of time to get ready for its intended use or sale.

To the extent the Company borrows generally and uses them for the purpose of obtaining a qualifying asset, amount of borrowing cost eligible for capitalization is computed by applying a capitalization rate to the expenditure incurred. The capitalization rate is determined based on the weighted average of borrowing costs, other than borrowings made specifically towards purchase of a qualifying asset. Borrowing costs also includes exchange differences to the extent as an adjustment to the borrowing costs.

3.8. Foreign Currency Transactions:

Transactions in currencies other than the functional currency are recognized at the rates of exchange prevailing at the dates of the transactions.

At the end of each reporting period, monetary items denominated in foreign currencies are translated at the rates prevailing at the reporting date.

Foreign currency monetary items (except where realisability of overdue receivable is uncertain) are converted using the closing rate as defined in the Ind AS-21. Non-monetary items are reported using the exchange rate at the date of the transaction. The exchange difference gain/loss is recognized in the Statement of Profit and Loss.

3.9. Government Grant

Government grants are recognised where there is reasonable assurance that the grant will be received and all related conditions are complied with. These grants are classified as grants relating to assets or revenue based on the nature of the grants.

Grants relating to depreciable assets are initially recognised as deferred revenue and subsequently recognised in the Statement of Profit and Loss on a systematic basis over the useful life of the asset generally in the same proportion in which depreciation is charged on the depreciable assets acquired out of such contribution. Changes in estimates are recognised prospectively over the remaining life of the assets.

Grants in the form of revenue grant are recognised as income on a systematic basis over the periods that the related costs, for which it is intended to compensate, are expensed.

Grants in the form of non-monetary assets such as land and other resources are recognised at fair value and presented as deferred income which income is recognized in the Statement of Profit and Loss over the expected useful life in a pattern of consumption of the benefit of the underlying asset.

Grants under 'Service Export from India Scheme (SEIS) are recognised when the conditions attached with the grant have been satisfied and there is reasonable assurance that the grants will be received. These are recognized in the period in which the right to receive the same is established i.e. the year during which the services eligible for grant of SEIS have been performed.

3.10. **Provisions**

Provisions are recognized when the company has a present obligation (legal or constructive) as a result of a past event, it is probable that an outflow of economic benefits will be required to settle the obligation and a reliable estimate can be made of the amount of the obligation.

Provisions are reviewed at the end of each reporting period and adjusted to reflect the current best estimate. A provision is reversed when it is no longer probable that an outflow of resources embodying economic benefits will be required to settle the obligation.

If the effect of the time value of money is material, provisions are discounted using a current pre-tax rate that reflects, when appropriate, the risks specific to the liability. When discounting is used, the increase in the provision due to the passage of time is recognised as a finance cost.

3.11. **Contingent Liabilities / Assets:**

Contingent Liabilities

Contingent liabilities are not recognized but disclosed in Notes to the Accounts when the company has possible obligation due to past events and existence of the obligation depends upon occurrence or non-occurrence of future events not wholly within the control of the company.

Contingent liabilities are assessed continuously to determine whether outflow of economic resources have become probable. If the outflow becomes probable then relative provision is recognized in the financial statements.

Where an entity is jointly and severally liable for an obligation, the part of the obligation that is expected to be met by other parties is also treated as a contingent liability. The entity recognises a provision for the part of the obligation for which an outflow of resources embodying economic benefits is probable, except in the extremely rare circumstances where no reliable estimate can be made.

Contingent Assets:

Contingent Assets are not recognised in the financial statement or disclosed in Notes.

3.12. **Employee benefits:**

i) Defined Benefit Plan:

Provision for gratuity, leave encashment/availment and other terminal benefits is made on the basis of actuarial valuation using the projected unit credit method. Re-measurement, comprising actuarial gains and losses, the effect of the changes to the asset ceiling and the return on plan assets excluding interest (if applicable), is reflected immediately in the statement of financial position with a charge or credit recognized in other comprehensive income in the period in which they occur. Re-measurement recognized in other comprehensive income is reflected immediately in retained earnings and will not be reclassified to Statement of Profit or Loss.

ii) Defined Contribution Plan:

Contribution to Provident Fund is recorded as expenses on accrual basis.

iii) Short Term Employee Benefits:

Short term employee benefits obligations are measured on an undiscounted basis and expensed as the related services are provided. A liability is recognized for the amount expected to be paid under short-term employee benefits if the company has a present legal or constructive obligation to pay this amount as a result of past service provided by the employee and the obligation can be estimated reliably.

3.13. **Taxation**

Income tax expense represents the sum of the current tax and deferred tax.

Current tax

The current tax is based on taxable profit for the year. Taxable profit differs from 'profit before tax' as reported in the Statement of Profit and Loss and other comprehensive income because of items of income or expense that are taxable or deductible in other years and items that are never taxable or deductible. The Company's current tax is calculated using tax rates that have been enacted or substantively enacted by the end of the reporting period.

Deferred tax

Deferred tax is provided using the balance sheet approach on temporary differences at the reporting date between the tax bases of assets and liabilities and their carrying amounts for financial reporting purposes at the reporting date.

The carrying amount of deferred tax assets is reviewed at each reporting date and reduced to the extent that it is no longer probable that sufficient taxable profits will be available to allow all or part of the asset to be utilised. Unrecognised deferred tax assets are reassessed at each reporting date and are recognised to the extent that it has become probable that future taxable profits will allow the deferred tax assets to be recovered.

Deferred tax liabilities and assets are measured at the tax rates that are expected to apply in the period in which the liability is settled or the asset realised, based on tax rates (and tax laws) that have been enacted or substantively enacted by the end of the reporting period.

Deferred tax assets and deferred tax liabilities are offset if a legally enforceable right exists to set off current tax assets against current income tax liabilities and the deferred taxes relate to the same taxable entity and the same taxation authority.

The break-up of the major components of the deferred tax assets and liabilities as at balance sheet date is arrived at after setting off deferred tax assets and liabilities.

Current and deferred tax for the year

Current and deferred tax are recognized in profit or loss, except when they relate to items that are recognized in other comprehensive income or directly in equity, in which case, the current and deferred tax are also recognized in other comprehensive income or directly in equity respectively. Where current tax or deferred tax arises from the initial accounting for a business combination, the tax effect is included in the accounting for the business combination.

3.14. **Impairment:**

If the recoverable amount of an asset (or cash-generating unit/Fixed Assets) is estimated to be less than its carrying amount, the carrying amount of the asset (or cash-generating unit) is reduced to its recoverable amount. An impairment loss is recognized immediately in Statement of Profit and Loss.

Recoverable amount is the higher of fair value less costs of disposal and value in use. In assessing value in use, the estimated future cash flows are discounted to their present value using a pre-tax discount rate that reflects current market assessments of the time value of money and the risks specific to the asset for which the estimates of future cash flows have not been adjusted.

When an impairment loss subsequently reverses, the carrying amount of the asset (or a cash-generating unit) is increased to the revised estimate of its recoverable amount, so that the increased carrying amount does not exceed the carrying amount that would have been determined had no impairment loss been recognized for the asset (or cash-generating unit) in prior years. A reversal of an impairment loss is recognized immediately in Statement of Profit and Loss, unless the relevant asset is carried at a revalued amount, in which case the reversal of the impairment loss is treated as a revaluation increase.

At the end of each reporting period, the company reviews the carrying amounts of its tangible, intangible assets to determine whether there is any indication that those assets have suffered an impairment loss. If any such indication exists, the recoverable amount of the asset is estimated in order to determine the extent of the impairment loss (if any). When it is not possible to estimate the recoverable amount of an individual asset, the company estimates the recoverable amount of the cash-generating unit to which the asset belongs.

Intangible assets with indefinite useful lives and intangible assets not yet available for use are tested for impairment at least annually or whenever there is an indication that the asset may be impaired.

3.15. **Earnings per share**:

Basic earnings per equity are computed by dividing the net profit attributable to the equity holders of the company by the weighted average number of equity shares outstanding during the period. Diluted earnings per equity share is computed by dividing the net profit attributable to the equity holders of the company by the weighted average number of equity shares considered for deriving basic earnings per equity share and also the weighted average number of equity shares that could have been issued upon conversion of all dilutive potential equity shares.

3.16. **Financial instruments:**

i) Non-derivative financial instruments:

Non-derivative financial instruments consist of:

- Financial assets include cash and cash equivalents, trade receivables, employee advances, other advances, security deposits, investments in equity securities and other eligible current/non-current assets;
- Financial liabilities include long/short-term loan, borrowings, trade payables, security deposits, retention monies and other eligible current/non-current liabilities.

Non derivative financial instruments are recognized initially at fair value including any directly attributable transaction costs except financial instrument measured at fair value through Statement of Profit and Loss which are initially measured at fair value. Financial assets are derecognized when substantial risks and rewards of ownership of the financial asset have been transferred. In cases where substantial risks and rewards of ownership of the financial assets are neither transferred nor retained, financial assets are derecognized only when the Company has not retained control over the financial asset.

Subsequent to initial recognition, non-derivative financial instruments are measured as described below:

a) Investments:

Investments in equity shares of subsidiaries, joint ventures, and associates are accounted for at cost in accordance with the requirements of Ind AS 27 — Separate Financial Statements. Where applicable, provision is made for impairment in the value of such investments in accordance with Ind AS 36 — Impairment of Assets. The carrying amount of these investments is reviewed at each reporting date to determine whether there is any indication of impairment. If any such indication exists, the recoverable amount of the investment is estimated and impairment losses, if any, are recognised in profit or loss.

On initial recognition of other equity investments that is not held for trading, the Company has irrevocably elected to present subsequent changes in the investment's fair value in OCI (designated as FVOCI – equity investment). This election is made on an investment- by- investment basis. Such investments are initially measured at fair value and subsequent changes in fair value are recognised in Other Comprehensive Income (OCI). Cumulative gains or losses previously recognised in OCI are not transferred to profit or loss on disposal of such investments. Instead, they are transferred within

equity. Dividends from such investments are recognised in profit or loss when the Company's right to receive payment is established, provided they represent a return on investment.

All other equity investments are classified at initial recognition as FVTPL unless an irrevocable designation is made to classify the instrument as FVOCI for equities.

b) Loans and receivables:

Loans and receivables are non-derivative financial assets with fixed or determinable payments that are not quoted in an active market. They are presented as current assets, except for those maturing later than 12 months after the reporting date which are presented as non-current assets. Loans and receivables are initially recognized at fair value plus directly attributable transaction costs and subsequently measured at amortized cost using the effective interest method, less any impairment losses. Loans and receivables comprise trade receivables, unbilled revenues, staff advances, security deposits paid and other assets.

The company estimates the un-collectability of accounts receivable by analysing historical payment patterns, customer concentrations, customer credit-worthiness and current economic trends. If the financial condition of a customer deteriorates, evaluation is made for additional allowances required, if any.

c) Trade and other payables:

Trade and other payables are initially recognized at fair value, and subsequently carried at amortized cost using the effective interest method. For these financial instruments, the carrying amounts are approximate fair value due to the short term maturity of these instruments.

d) Security Deposits:

Security Deposits are initially recognized at fair value plus directly attributable transaction costs and subsequently measured at amortized cost using the effective interest method, less any impairment losses.

e) Inventories:

Materials returned or received from contractors/agencies during or on completion of works shall be accounted for as inventories when such materials are expected to be used in future maintenance works. Such inventories shall be valued at cost or net realizable value, whichever is lower, and the value of materials utilized subsequently shall be recognised as expenditure against the respective maintenance work.

f) Tax Free Bonds:

Tax free bonds are recognized initially at fair value net of transaction costs. In subsequent periods, Tax free bonds are presented at amortised cost using effective interest method. Interest expenses are recognised in the statement of profit or loss as financial expenses over the life of the tax free bonds using effective interest rate.

g) Impairment of financial assets

Financial assets, other than those at Fair Value through Profit and Loss (FVTPL), are assessed for indicators of impairment at the end of each reporting period. Financial assets are considered to be impaired when there is objective evidence that, as a result of one or more events that occurred after the initial recognition of the financial asset, the estimated future cash flows of the financial asset have been affected. For Available for Sale (AFS) equity investments, a significant or prolonged decline in the fair value of the security below its cost is considered to be objective evidence of impairment.

For all other financial assets, objective evidence of impairment could include:

- Significant financial difficulty of the issuer or counterparty;
- Breach of contract, such as a default or delinquency in interest or principal payments;
- Probability that the borrower will enter bankruptcy or financial re-organisation; or the disappearance of an active market for that financial asset because of financial difficulties.

Certain categories of financial assets such as trade receivables are assessed for impairment on individual basis. Objective evidence of impairment for a portfolio of receivables could include companies past experience of collecting payments, as well as observable changes in national or local economic conditions that correlate with default on receivables.

For financial assets that are carried at cost, the amount of impairment loss is measured as the difference between the asset's carrying amount and the present value of the estimated future cash flows discounted at the current market rate of return for a similar financial asset. Such impairment loss will not be reversed in subsequent periods.

The carrying amount of the financial asset is reduced by the impairment loss directly for all financial assets with the exception of trade receivables; such impairment loss is reduced through the use of an allowance account for respective financial asset. When a trade receivable is considered uncollectible, it is written off against the allowance account. Subsequent recoveries of amounts previously written off are credited against the allowance account. Changes in the carrying amount of the allowance account are recognized in Statement of Profit and Loss.

For financial assets measured at amortised cost, if, in a subsequent period, the amount of the impairment loss decreases and the decrease can be related objectively to an event occurring after the impairment was recognized, the previously recognized impairment loss is reversed through Statement of Profit and Loss to the extent that the carrying amount of the investment at the date the impairment is reversed does not exceed what the amortised cost would have been had the impairment not been recognized.

All Financial assets classified as at amortized cost shall be tested for impairment under Ind AS 109 and measured using Expected Credit Loss (ECL) model. The impairment provisions for trade receivables are based on assumptions about risk of default. The Company uses judgement in making these assumptions and selecting the inputs for the impairment calculation, based on Company's past history at the end of each reporting period.

ii) De-recognition of financial assets

The Company de-recognises a financial asset when the contractual rights to the cash flows from the asset expire, or when it transfers the financial asset and substantially all the risks and rewards of

ownership of the asset to another party. If the Company neither transfers nor retains substantially all the risks and rewards of ownership and continues to control the transferred asset, the Company recognises its retained interest in the asset and an associated liability for amounts it may have to pay. If the Company retains substantially all the risks and rewards of ownership of a transferred financial asset, the Company continues to recognise the financial asset and also recognises a collateralised borrowing for the proceeds received.

On de-recognition of a financial asset in its entirety, the difference between the asset's carrying amount and the sum of the consideration received and receivable and the cumulative gain or loss that had been recognized in other comprehensive income and accumulated in equity is recognized in profit or loss.

iii) Fair Value

A number of the Company's accounting policies and disclosures require measurement of fair values, for both financial and non-financial assets and liabilities. The Company has an established control framework with respect to the measurement of fair values.

Fair values are categorised into different levels in a fair value hierarchy based on the inputs used in the valuation techniques as follows. –

Level 1: quoted prices (unadjusted) in active markets for identical assets or liabilities.

Level 2: inputs other than quoted prices included in Level 1 that are observable for the asset or liability, either directly (i.e. as prices) or indirectly (i.e. derived from prices).

Level 3: inputs for the asset or liability that are not based on observable market data (unobservable inputs). When measuring the fair value of an asset or a liability, the Company uses observable market data as far as possible. If the inputs used to measure the fair value of an asset or a liability fall into different levels of the fair value hierarchy, then the fair value measurement is categorised in its entirety in the same level of the fair value hierarchy as the lowest level input that is significant to the entire measurement. The Company recognises transfers between levels of the fair value hierarchy at the end of the reporting period during which the change has occurred. Further information about the assumptions made in measuring fair values is included in note .. on financial instruments.

3.17. **Segment Information**

The Managing Director (MD) of the Company is identified as the Chief Operating Decision Maker (CODM) as defined by Ind AS-108, "Operating Segments." The MD of the Company evaluates the segments based on standalone financial statements. The Management considers "Port Services" rendered in India as a single reportable Business/Geographical segment.

3.18. **Prior Period**

Errors of material amount relating to prior period(s) are disclosed by a note with nature of prior period errors, amount of correction of each such prior period presented retrospectively, to the extent practicable along with change in basic and diluted earnings per share. However where retrospective restatement is not practicable for a particular period then the circumstances that lead to the existence of that condition and the description of how and from where the error is corrected are disclosed in Notes on Accounts.

3.19. **Leases**

The Company assesses at contract inception whether a contract is, or contains, a lease. That is, if the contract conveys the right to control the use of an identified asset for a period of time in exchange for consideration.

As a lessee

The Company applies a single recognition and measurement approach for all leases, except for short-term leases and leases of low-value assets. The Company recognises lease liabilities to make lease payments and right-of-use assets representing the right to use the underlying assets.

i) Right-of-Use Assets

The Company recognises right-of-use assets ("RoU Assets") at the commencement date of the lease (i.e., the date the underlying asset is available for use). Right-of-use assets are measured at cost, less any accumulated depreciation and impairment losses, and adjusted for any re measurement of lease liabilities. The cost of right-of-use assets includes the amount of lease liabilities recognised, initial direct costs incurred, and lease payments made at or before the commencement date less any lease incentives received. Right-of-use assets are depreciated on a straight-line basis over the shorter of the lease term and the estimated useful lives of the assets.

If ownership of the leased asset transfers to the Company at the end of the lease term or the cost reflects the exercise of a purchase option, depreciation is calculated using the estimated useful life of the asset. The right-of-use assets are also subject to impairment. Refer to the accounting policies in Section (I) Impairment of non-financial assets.

ii) Lease Liabilities.

At the commencement date of the lease, the Company recognises lease liabilities measured at the present value of lease payments to be made over the lease term. The lease payments include fixed payments (including in substance fixed payments) less any lease incentives receivable, variable lease payments that depend on an index or a rate, and amounts expected to be paid under residual value guarantees. The lease payments also include the exercise price of a purchase option reasonably certain to be exercised by the Company and payments of penalties for terminating the lease, if the lease term reflects the Company exercising the option to terminate. Variable lease payments that do not depend on an index or a rate are

recognised as expenses (unless they are incurred to produce inventories) in the period in which the event or condition that triggers the payment occurs. In calculating the present value of lease payments, the Company uses its incremental borrowing rate at the lease commencement date because the interest rate implicit in the lease is not readily determinable. After the commencement date, the amount of lease liabilities is increased to reflect the accretion of interest and reduced for the lease payments made. In addition, the carrying amount of lease liabilities is re measured if there is a modification, a change in the lease term, a change in the lease payments (e.g., changes to future payments resulting from a change in an index or rate used to determine such lease payments) or a change in the assessment of an option to purchase the underlying asset. Lease liabilities has been presented under the head "Other Financial Liabilities". Lease liabilities has been presented under the head "Other Financial Liabilities".

iii) Short-term leases and leases of low-value assets

The Company applies the short-term lease recognition exemption to its short-term leases (i.e., those leases that have a lease term of 12 months or less from the commencement date and do not contain a purchase option). It also applies the lease of low-value assets recognition exemption that are considered to be low value. Lease payments on short-term leases and leases of low-value assets are recognised as expense on a straight-line basis over the lease term.

As a lessor

Leases in which the Company does not transfer substantially all the risks and rewards of ownership of an asset are classified as operating leases. Rental income from operating lease is recognised on a straight-line basis or another systematic basis over the term of the relevant lease. Initial direct costs incurred in negotiating and arranging an operating lease are added to the carrying amount of the leased asset and recognised over the lease term on the same basis as rental income. Contingent rents are recognised as revenue in the period in which they are earned.

Leases are classified as finance leases when substantially all of the risks and rewards of ownership transfer from the Company to the lessee. Amounts due from lessees under finance leases are recorded as receivables at the Company's net investment in the leases. Finance lease income is allocated to accounting periods so as to reflect a constant periodic rate of return on the net investment outstanding in respect of the lease.

3.20. **Current/Non-Current Classification:**

The Company presents assets and liabilities in the balance sheet based on current/non-current classification. An asset is classified as current if:

(a) it is expected to be realized or sold or consumed in the Company's normal operating cycle;
(b) it is held primarily for the purpose of trading;
(c) it is expected to be realized within twelve months after the reporting period; or
(d) it is cash or a cash equivalent unless it is restricted from being exchanged or used to settle a liability for at least twelve months after the reporting period.

All other assets are classified as non-current.

A liability is classified as current if:
(a) it is expected to be settled in normal operating cycle;
(b) it is held primarily for the purpose of trading;
(c) it is expected to be settled within twelve months after the reporting period;
(d) it has no unconditional right to defer the settlement of the liability for at least twelve months after the reporting period.

All other liabilities are classified as non-current.

The operating cycle is the time between acquisition of assets for processing and their realization in cash and cash equivalents. The Company's normal operating cycle is twelve months.

3.21. **Dividend distribution to shareholders:**

Dividends proposed by the board of directors are recognized in the financial statements when approved by the shareholders at the Annual General Meeting.

3.22. **Prepaid expenses**

Revenue expenditure under each head are segregated into current year and prepaid wherever the amount exceeds Rs.20,000/-.

3.23. **Charges for foreclosure**

Charges for foreclosure of loans or any part thereof is recognised as finance cost in the year in which the foreclosure is effected.

3.24. **Liquidated damages**

Liquidated damages is accounted on certainty basis.

3.25. **Statement of Cash Flows**

Cash Flows are reported using the Indirect Method. For the purposes of the cash flow statement, cash and cash equivalents include cash in hand, at banks and demand deposits with banks, net of outstanding bank overdrafts that are repayable on demand and are considered part of the Company's cash management system.

3.26. **Critical accounting judgements, assumptions and key sources of estimation uncertainty**

The following are the critical judgements, assumptions concerning the future, and key sources of estimation uncertainty at the end of the reporting period that may have a significant risk of causing a material adjustment to the carrying amounts of assets and liabilities within the next Financial year.

Useful lives of property, plant and equipment

As described above, the charge in respect of periodic depreciation for the year is derived after determining an estimate of an asset's expected useful life and the expected residual value at the end of its life. The useful lives and residual values of Company's assets are determined by the management at the time the asset is acquired and reviewed annually. The lives are based on historical experience with similar assets as well as anticipation of future events, which may impact their life, such as changes in technical or commercial obsolescence arising from changes or improvements in production or from a change in market demand of the product or service output of the asset.

Employee Benefits

The cost of defined benefit plans are determined using actuarial valuation, which involves making assumptions about discount rates, expected rates of return on assets, future salary increases, and mortality rates. Due to the long-term nature of these plans, such estimates are subject to significant uncertainty.

Taxation

Significant assumptions and judgements are involved in determining the provision for tax based on tax enactments, relevant judicial pronouncements and tax expert opinions, including an estimation of the likely outcome of any open tax assessments / litigations. Deferred income tax assets are recognized to the extent that it is probable that future taxable income will be available, based on estimates thereof. Significant assumptions are also involved in evaluating the recoverability of deferred tax assets recognised on unused tax losses.

Provisions and contingencies

Critical judgements are involved in measurement of provisions and contingencies and estimation of the likelihood of occurrence thereof based on factors such as expert opinion, past experience etc.

Impairment of Trade receivable - Expected Credit loss

The impairment provisions for trade receivables are based on assumptions about risk of default. The Company uses judgement in making these assumptions and selecting the inputs for the impairment calculation, based on Company's past history at the end of each reporting period

3.27 Recent accounting pronouncements

Key Amendments applicable from next Financial year

For the year ended March 31, 2026, the Ministry of Corporate Affairs has not notified any new standards or amendments to the existing standards applicable to the Company.

Kamarajar Port Limited
CIN:U45203TN1999PLC043322
(A Company of Chennai Port Authority)

Notes to Standalone Financial Statements for the year ended , 31st March 2026

4. Property, Plant and Equipment

(Rupees in lakhs)

Particulars	Gross Carrying Value as at April 1, 2025	Additions	Deletions/Reclassification	Gross Carrying Value as at March 31, 2026	Accumulated depreciation as at April 1, 2025	Depreciation for the year	Disposal/Adjustments	Accumulated depreciation as at March 31, 2026	Carrying Value as at March 31, 2026
Land	63,952.64	582.16	-13.68	**64,521.12**	-	-	-	-	**64,521.12**
Building,Sheds & Other Structures	22,115.14	2,063.36	-	**24,178.50**	**2,961.04**	493.03	-	**3,454.08**	**20,724.42**
Wharves & Boundaries	64,485.91	-	-	**64,485.91**	**14,259.04**	1,536.35	-	**15,795.39**	**48,690.52**
Roads	30,380.02	75.07	-	**30,455.09**	**10,050.54**	2,630.17	-	**12,680.71**	**17,774.38**
Railway Track & Signalling System	25,407.88	3,406.40		**28,814.28**	**5,973.12**	1,830.18	-	**7,803.30**	**21,010.98**
Docks,Seawalls,Piers & Break Water	72,034.64	16,337.62	-289.23	**88,083.02**	**15,883.65**	1,045.41	-92.31	**16,836.76**	**71,246.27**
Navigational Aids	381.67	-	-	**381.67**	**323.45**	6.61	-	**330.06**	**51.61**
Vehicles	213.94	23.68	-	**237.62**	**146.00**	23.41	-	**169.42**	**68.20**
Electrical Installations	2,860.62	2,151.12	-	**5,011.74**	**1,774.65**	212.52	-	**1,987.17**	**3,024.57**
Installation For Water, Communication & Fire Systems	306.19	-	-	**306.19**	**193.19**	8.69	-	**201.88**	**104.32**
Electrical Appliance	284.53	8.72	-	**293.25**	**200.22**	15.51	-	**215.73**	**77.52**
Office Equipment	508.03	1,001.24	-50.01	**1,459.26**	**274.28**	146.98	-47.40	**373.86**	**1,085.40**
Furniture & Fittings	1,150.24	45.14		**1,195.38**	**827.66**	75.14	-	**902.80**	**292.59**
Computers	1,311.86	761.68	-86.61	**1,986.94**	**1,019.07**	245.58	-83.58	**1,181.07**	**805.86**
Port Basin & Entrance Channel	1,04,965.37	3,617.49	-	**1,08,582.86**	**16,154.71**	1,839.33	-	**17,994.04**	**90,588.82**
Plant & Machinery	3,385.81	253.44	-	**3,639.25**	**1,530.35**	223.82	-	**1,754.17**	**1,885.08**
Security Asset	93.16	1.35	-6.32	**88.18**	**76.27**	6.90	-6.01	**77.17**	**11.02**
Total	3,93,637.63	30,328.48	-445.85	4,23,720.26	71,647.25	10,339.63	-229.29	81,757.58	3,41,962.68

Land:

a. The company had an extent of 2787.27acre of lands. These lands consisting of five villages viz., Puzhuthivakkam, Kattupalli, Athipattu, Ennore and Vallur. The Company procured 995.05 ac from TNPGCL/TNEB, 950ac from TIDCO, 712.42 ac from Salt Department, 32.65 ac acquired through Revenue department of GoTN and 97.15 ac Government Poramboke land. Out of 297.98 acre of land within port premises purchased from TIDCO, 2.535 acre of land was permitted to acquire by Highways Department of GoTN in Katupalli village with the approval of the Competent Authority for Northern Port Access Road (NPAR). The company also received Rs.2.97 Crore as compensation from the Highways Department for 2.535ac of land. The total extent of land available with company is 2784.735 acres as of 31.03.2026.

b. The company has 31.96 acres of land at vallur acquired through GoTN for staff quarters construction. Out of 31.96 acres, 0.31acres was re-acquired by NHAI for road widening work and the compensation was wrongly paid to Thiru.Ethiraj. The amount of Rs.1.88 Crores recovered and deposited at Sub-Court, Ponneri. The company has initiated legal proceedings to secure the compensation amount of Rs.1.88 Crores.

c. The company has also initiated process for alienating 97.15 acres Government Poramboke lands earlier in possession of TNEB and another 2.02 acres of Government Poramboke lands within port premises.

d. Land measuring 40.11, 134.06, 116.75, 95.21, 42.41, 128.51 & 5.08 acres (total measuring 562.13 acres) allotted to BOT operators viz. M/s. Ennore Tank Terminals Private Limited, M/s. Ennore Coal Terminal Private Limited and M/s. SICAL Iron Ore Terminals Limited, M/s. Adani Container Terminal Private Limited, M/s. Ennore Bulk Terminal Private Limited, M/s. IOC LNG Private Ltd and M/s. Indian Oil Corporation Limited respectively. The Port has leased 22,500 sqm (5.56 acres) to M/s. IOCL for 60 years from 09.09.2024 for establishing Large Format retail fuel outlet.

FINANCE & ACCOUNTS DEPT. ★ KAMARAJAR PORT LIMITED ★

JASMINDER SINGH & ASSOCIATES CA FRN:016192N ★ CHENNAI ★

Kamarajar Port Limited
CIN:U45203TN1999PLC043322
(A Company of Chennai Port Authority)

Notes to Standalone Financial Statements for the year ended , 31st March 2026

4. Property, Plant and Equipment- Previous year

(Rupees in lakhs)

Particulars	Gross carrying value as at April 1, 2024	Additions	Disposal/ adjustments	Gross carrying value as at March 31, 2025	Accumulated depreciation as at April 1, 2024	Depreciation for the year	Disposal/ Adjustments	Accumulated depreciation as at March 31, 2025	Carrying Value as at March 31, 2025
Land	63,952.64	-	-	**63,952.64**				-	**63,952.64**
Building,Sheds & Other Structures	21,999.52	115.61	-	**22,115.14**	**2,480.36**	480.69	-	**2,961.04**	**19,154.09**
Wharves & Boundaries	64,485.91	-	-	**64,485.91**	**12,722.70**	1,536.35	-	**14,259.04**	**50,226.86**
Roads	30,048.76	331.26	-	**30,380.02**	**7,435.19**	2,615.35	-	**10,050.54**	**20,329.48**
Railway Track & Signalling System	8,795.38	16,612.50		**25,407.88**	**4,518.49**	1,454.63	-	**5,973.12**	**19,434.76**
Docks,Seawalls,Piers & Break Water	72,034.64	-	-	**72,034.64**	**14,946.55**	937.10	-	**15,883.65**	**56,150.98**
Navigational Aids	381.67	-	-	**381.67**	**316.83**	6.61	-	**323.45**	**58.22**
Vehicles	198.41	15.53	-	**213.94**	**124.35**	21.66	-	**146.00**	**67.93**
Electrical Installations	2,521.92	338.70	-	**2,860.62**	**1,626.08**	148.57	-	**1,774.65**	**1,085.97**
Installation For Water, Communication & Fire Systems	306.19	-	-	**306.19**	**184.51**	8.69	-	**193.19**	**113.00**
Electrical Appliance	261.52	23.01	-	**284.53**	**181.24**	18.98	-	**200.22**	**84.31**
Office Equipment	457.85	50.18	-	**508.03**	**220.54**	53.73	-	**274.28**	**233.75**
Furniture & Fittings	1,150.01	0.23	-	**1,150.24**	**737.88**	89.78	-	**827.66**	**322.58**
Computers	1,161.73	150.13	-	**1,311.86**	**941.21**	77.86	-	**1,019.07**	**292.79**
Port Basin & Entrance Channel	1,04,965.37	-	-	**1,04,965.37**	**15,219.76**	934.96	-	**16,154.71**	**88,810.65**
Plant & Machinery	3,222.28	163.53	-	**3,385.81**	**1,357.38**	172.97	-	**1,530.35**	**1,855.46**
Security Asset	93.16	-	-	**93.16**	**68.66**	7.61	-	**76.27**	**16.89**
Total	3,76,036.94	17,800.69	0.00	3,93,837.63	63,081.74	8,565.51	0.00	71,647.25	3,22,190.39

Land:

(i) a) The Company owns land measuring 2802.49 acres acquired from GoTN, TNEB, TIDCO and Salt Department, Ministry of Commerce, out of which 2787.27 acres is under possession of the company and the balance 15.22 acres of land is yet to be taken possession of these lands were under litigation. Out of 15.22 acres of land under litigation, two writ petitions W.P. No. 26041/2001 & 26042/2001 were filed by Tmt. Pappa & Thiru P. Selvaraj from whom land were acquired against the land acquisition. The Hon'ble High Court of Madras vide its Judgement dated 19.11.2019 quashed the Notification u/s 4(1) and the Declaration u/s. 6 of the Land Acquisition Act, in so far as the lands of the petitioners was concerned. The court advised to initate land acquisition proceedings afresh by issuing a fresh Notification u/s.4(1) of the Land Acquisition Act.

b) The company has decided not to appeal against the Judgement of the Hon'ble High Court of Madras dated 19.11.2019 in W.P. No.26041/2001 and 26042/2001.

(ii) a) The company procured 950 acres of land from TIDCO, out of which 297.98 acres was registered in the name of the company, 2.02 acres Govt poromboke lands for which alienation is in progress and the balance of 650 acres land, for which the title transfer is in process.

b) The company procured 1092.20 acres of land from TANGEDCO, out of which 995.05 acres was registered in the name of the company and the balance 97.15 acre Govt poromboke lands, alienation is in progress.

c) The company procured 712.42 acres of land from Salt Department and the same was registered in the name of the company.

d) The company acquired 31.96 acres of land from GoTN, out of which 0.31 acre has been reacquired by NHAI and the compensation was wrongly paid to Mr. Ethiraj. The issue has been taken up to High Court of Madras who directed Mr. Ethiraj to refund the compensation amount. The amount has been recovered and deposited in the sub-court, Ponneri. The action has been initiated through the District Collector, Tiruvallur as directed by the Court to recover the deposited compensation amount from the Sub-court Ponneri.

e) The company acquired 0.69 acres of land from GoTN for railway siding and the Patta obtained in the name of company.

(iii) Land measuring 40.11, 134.06, 116.75, 95.08, 42.41, 128.51 & 5.00 (total measuring 561.92 acres) allotted to BOT operators viz. M/s. Ennore Tank Terminals Private Limited, M/s. Ennore Coal Terminal Private Limited and M/s. SICAL Iron Ore Terminals Limited, M/s. Adani Container Terminal Private Limited, M/s. Ennore Bulk Terminal Private Limited, M/s. IOC LNG Private Ltd and M/s. Indian Oil Corporation Limited respectively. The Port has leased 22,500 sqm (5.50 acres) to M/s IOCL for 60 years from 09.09.2024 for establishing Large Format retail fuel outlet.

FINANCE & ACCOUNTS DEPT. KAMARAJAR PORT LIMITED

JASMINDER SINGH & ASSOCIATES CHENNAI FRN-016192N

x **Kamarajar Port Limited**

CIN:U45203TN1999PLC043322

(A Company of Chennai Port Authority)

Notes to Standalone Financial Statements for the year ended , 31st March 2026

6 **Intangible Assets - Software**

(Rupees in lakhs)

Particulars	Gross carrying value as at April 1, 2025	Additions	Disposal/adjustments	Gross carrying value as at March 31, 2026	Accumulated depreciation as at April 1, 2025	Depreciation for the year	Disposal/adjustments	Accumulated depreciation as at March 31, 2026	Carrying Value as at March 31, 2026
Intangible Assets - Software	1,361.03	853.03	12.66	**2,201.40**	1,096.08	246.60	12.66	**1,330.02**	**871.39**
Total	1,361.03	853.03	12.66	2,201.40	1,096.08	246.60	12.66	1,330.02	871.39
Previous Year	1,232.79	128.24	-	1,361.03	1,063.18	32.90	-	1,096.08	264.95

FINANCE & ACCOUNTS DEPT. KAMARAJAR PORT LIMITED

JASMINDER SINGH & ASSOCIATES CHENNAI FRN-016192N

Kamarajar Port Limited
CIN:U45203TN1999PLC043322
(A Company of Chennai Port Authority)

Notes to Standalone Financial Statements for the year ended , 31st March 2026

4 (A) Right of Use Assets

(Rupees in lakhs)

Particulars	Gross carrying value as at April 1, 2025	Additions	Disposal/ adjustments	Gross carrying values as at March 31, 2026	Accumulated depreciation as at April 1, 2025	Depreciation for the year	Disposal/ adjustments	Accumulated depreciation as at March 31, 2026	Carrying Value as at March 31, 2026
Leased assets of Registered office	**2,564.80**	185.46		**2,750.26**	**925.77**	102.05		**1,027.81**	**1,722.44**
Total	2,564.80	185.46	-	2,750.26	925.77	102.05	-	1,027.81	1,722.44
Previous Year	2,564.80	-	-	2,564.80	826.26	99.50	-	925.77	1,639.03

FINANCE & ACCOUNTS DEPT. ★ KAMARAJAR PORT LIMITED ★

JASMINDER SINGH & ASSOCIATES ★ CHENNAI ★ FRN 016192N

Kamarajar Port Limited
CIN:U45203TN1999PLC043322
(A Company of Chennai Port Authority)

Notes to Standalone Financial Statements for the year ended , 31st March 2026

5 Capital Work- In- Progress

(Rupees in lakhs)

Particulars	Balance as at April 1, 2025	Additions / Adjustments during the year	Capitalized / Adjustments during the year	Balance as at March 31, 2026
CWIP - Building,Sheds & Other Structures	2,063.19	1,069.40	-2,734.10	398.48
CWIP - Wharves & Boundaries	-	-	-	-
CWIP - Roads	-	573.91	-	573.91
CWIP - Railway Track & Signalling System	4,728.97	712.34	-3,871.22	1,570.08
CWIP -Docks,Seawalls,Piers & Break Water	-	-	-	-
CWIP -Navigational Aids	-	-	-	-
CWIP -Vehicles	-	-	-	-
CWIP -Electrical Installations	1,846.05	305.07	-2,151.12	-
CWIP - Office Equipment	-	394.39	-367.74	26.65
CWIP - Computers	1,252.52	1,353.46	-2,278.83	327.16
CWIP - Port Basin & Entrance Channel	7,717.45	38,658.26	-15,370.52	31,005.20
CWIP - Plant & Machinery	838.67	2,349.40	-366.44	2,821.63
CWIP - Furniture & Fittings	-	18.43	-13.47	4.96
CWIP-Capital Stores	-	279.38	-	279.38
Total	18,446.86	45,714.05	(27,153.44)	37,007.47
Previous Year	27,438.85	8,611.27	(17,603.26)	18,446.86

FINANCE & ACCOUNTS DEPT. KAMARAJAR PORT LIMITED

JASMINDER SINGH & ASSOCIATES FRN-016192N CHENNAI

7 Investments

(Rupees in lakhs)

Particulars	As at March 31,2026	As at March 31,2025
Non-Current		
Investment carried at cost		
Investments in equity instruments of Associates		
Equity Shares of Kanniyakumari Port Limited	2.00	2.00
(20,000 Equity shares of Rs.10/- per share; Previous year - 20,000 Equity shares of Rs.10/- per share)		
Investment carried at Fair Value Through Other Comprehensive Income		
Equity Shares of Sethusamudram Corporation Ltd #	3,000.00	3,000.00
Less: Provision for Dimunition in value of Investments	-3,000.00	-3,000.00
Equity Shares of Chennai Ennore Port Road Company Ltd	3,400.00	3,400.00
(3,40,00,000 Equity shares of Rs.10/- per share; Previous year - 3,40,00,000 Equity shares of Rs.10/- per share)		
Equity Shares of Indian Port Rail Corporation Limited	720.00	720.00
(72,00,000 Equity shares of Rs.10/- per share; Previous year - 72,00,000 Equity shares of Rs.10/- per share)		
Investments in Renewable Energy Certificate	1.00	1.00
(66 Equity shares of Rs.1515.52/- per share; Previous year - 66 Equity shares of Rs.1515.52 per share)		
Quoted Investment		
10000 shares in Dredging corporation of India	76.86	54.43
(Market value as at 31st March, 2026 - Rs.76,85,500/-, Prev Year - Rs.54,42,500/-)		
Total	4,199.86	4,177.43

As the dredging work is suspended from 14.09.2007 upon the direction of the Hon'ble Supreme Court of India and as there is no further progress in the project since then, the Management has provided for dimunition towards the Investments in Equity shares of Sethusamudram Corporation Limited.

8 Loans

(Rupees in lakhs)

Particulars	As at March 31,2026	As at March 31,2025
Non Current		
Secured (considered good)		
Advances to Employees (House Building Advance)	665.24	525.27
Advances to Employees (Vehicle Advance)	11.27	6.93
Total	676.51	532.21
Current		
Secured (considered good)		
Advances to Employees (House Building Advance)	50.55	101.64
Advances to Employees (Vehicle Advance)	4.77	9.48
Advances to Employees (Others)	18.59	18.59
Advances to Employees (Flood Advance)	-	-
Total	73.91	129.71

Advances to Employees (House Building Advance) pending Memo of Deposit of Title Deeds - Rs.279.35 lakhs (Prev. Year Rs.248.77 lakhs).

KAMARAJAR PORT LIMITED ★ FINANCE & ACCOUNTS DEPT. ★

JASMINDER SINGH & ASSOCIATES ★ CHENNAI ★ FRN-016192N

9 Other Financial Assets

(Rupees in lakhs)

Particulars	As at March 31,2026	As at March 31,2025
Non Current		
Deposits		
- Advances other than Related Parties	183.16	183.16
- Advances to Related Parties	74.20	259.66
Total	**257.36**	**442.82**
Current		
-Short Term Deposits	2,860.83	2,860.83
-Advances to Related Parties	-	-
Income Receivable	516.82	340.19
Total	**3377.65**	**3201.02**

Short-term deposits amounting to Rs. 2,860.83 lakhs represent 75% of the arbitration award in favour of a contractor for dredging works, which is deposited with the Hon'ble High Court in compliance with the directions of the Hon'ble Supreme Court.

10 Tax Expense

Tax recognised in Statement of profit and loss

(Rupees in lakhs)

Particulars	As at March 31,2026	As at March 31,2025
Current income tax		
In respect of current year	29,917.49	26,556.13
Sub Total (A)	**29,917.49**	**26,556.13**
Deferred tax expense		
Origination and reversal of temporary differences	2,849.98	3,264.92
Sub Total (B)	**2,849.98**	**3,264.92**
Total (A+B)	**32767.47**	**29821.05**

Tax recognised in other comprehensive income

(Rupees in lakhs)

Particulars	As at March 31,2026	As at March 31,2025
Defined benefit plan acturial gains (losses)	(13.99)	9.73
Change in fair value of Equity instruments	(7.84)	4.50
Total	**(21.83)**	**14.24**

Movement in deferred tax balances during the year along with category wise break up

(Rupees in lakhs)

Particulars	As at March 31,2026	As at March 31,2025
Deferred Tax Liability		
Property, Plant & Equipment	(43,181.75)	(40,329.11)
Sub Total	**(43,181.75)**	**(40,329.11)**
Deferred tax Assets		
Provision for Bad & Doubtful Debts	1,367.37	1,359.75
MAT Credit entitlement	-	12,340.23
Movement in Defined Benefit Plan	177.32	174.80
Diminution in Investment	1,048.32	1,048.32
Others	379.27	408.59
Sub Total	**2972.29**	**15331.68**
Net Deferred Tax Assets/ (Liabilities)	**(40,209.46)**	**(24,997.43)**

KAMARAJAR PORT LIMITED ★ FINANCE & ACCOUNTS DEPT. ★

JASMINDER SINGH & ASSOCIATES FRN:016192N ★ CHENNAI ★

11 Other Assets

(Rupees in lakhs)

Particulars	As at March 31,2026	As at March 31,2025
Non-Current		
Advance to Contractors	-	-
Advance for Capital Expenditure	2,256.55	6,783.44
Prepaid Expenses	63.04	176.56
Deferred Employee Cost	275.73	257.09
Defined Benefit Plan Asset/(Liabilities) - Gratuity	-	-
Defined Benefit Plan Asset/ (Liabilities) Earned Leave Encashment	-	-
Total	2595.31	7217.09
Current		
Advance to Contractors	3,751.26	1,741.02
Prepaid Expenses	204.74	235.53
GST Input Credit	1,383.83	1,106.07
Other Assets	-	-
Total	5339.83	3082.63

Advance for Capital Expenditure under Non-Current Assets included in FY 2024-25 Rs. 4,509.50 lakhs representing payment made to project contractors at the time of takeover of assets and liabilities from Chennai Port Authority on 22.06.2001, which was contested in the High Court of Madras and Supreme Court of India. Pursuant to disposal of the Company's Appeal by the Hon'ble Supreme Court, the amount has been capitalised under the respective heads of Property, Plant and Equipment (PPE).

12 Inventories

(Rupees in lakhs)

Particulars	As at March 31,2026	As at March 31,2025
Stores and Spares	174.49	-
Total	174.49	-

Inventories includes unused materials including steel rails returned from Capital projects

12A Trade Receivables

(Rupees in lakhs)

Particulars	As at March 31,2026	As at March 31,2025
Trade receivables		
Unsecured		
Considered good	10,181.48	9,352.57
Credit Impaired	3,915.54	3,891.22
Less: Allowances for doubtful debts (expected credit loss)	-3,915.54	-3,891.22
Total	10181.48	9352.57

KAMARAJAR PORT LIMITED ★ FINANCE & ACCOUNTS DEPT. ★

JASMINDER SINGH & ASSOCIATES FRN-016192N CHENNAI

Kamarajar Port Limited
CIN:U45203TN1999PLC043322
(A Company of Chennai Port Authority)
Notes forming part of the Standalone Financial Statements for the Year ended 31st March 2026

13A Cash & Cash Equivalents

(Rupees in lakhs)

Particulars	As at March 31,2026	As at March 31,2025
Cash on hand	0.32	0.58
Cheques, Drafts on hand	-	-
Balances with Banks	2,586.58	4,946.77
Sub-total (A)	**2586.90**	**4947.35**
Other Bank Balances		
- Term Deposit		
- Less than 3 months	16,000.00	10,100.00
Total	18586.90	15047.35

13B Bank balances other than cash and cash equivalents

Particulars	As at March 31,2026	As at March 31,2025
Bank balances other than cash and cash equivalents		
- Term Deposit		
- Original Maturity More than 3 months but less than 12 months	22,200.00	13,000.00
Total	22200.00	13000.00

14 Current Tax Assets

(Rupees in lakhs)

Particulars	As at March 31,2026	As at March 31,2025
Advance Tax and Tax Deducted at Source	1,34,981.97	1,21,452.50
Provision for Income Tax	-1,35,771.42	-1,18,194.16
Total	(789.45)	3258.35

KAMARAJAR PORT LIMITED ★ FINANCE & ACCOUNTS DEPT. ★

PARASMINDER SINGH & ASSOCIATES ★ CHENNAI ★ FRN-016192N

Kamarajar Port Limited
CIN:U45203TN1999PLC043322
(A Company of Chennai Port Authority)
Notes forming part of the Standalone Financial Statements for the Year ended 31st March 2026

15 Equity Share Capital

(Rupees in lakhs)

Particulars	As at March 31,2026	As at March 31,2025
Authorized		
Equity shares of Rs. 10/- each		
500,000,000 equity shares	**50000.00**	**50000.00**
Issued, subscribed and fully paid		
Equity shares of Rs. 10/- each		
300,000,000 equity shares held by Chennai Port Authority	30000.00	30000.00
	30000.00	30000.00

Reconciliation of share Capital:

Particulars	As at March 31 ,2026	
	No of Shares	Amount
Opening Equity Shares	30,00,00,000	3,00,00,00,000
Add: -No. of Shares, Share Capital issued/ subscribed during the year	-	-
Closing balance	30,00,00,000	3,00,00,00,000

Particulars	As at March 31 ,2025	
	No of Shares	Amount
Opening Equity Shares	300000000	3000000000
Add: -No. of Shares, Share Capital issued/ subscribed during the year	-	-
Closing balance	300000000	3000000000

Shares in the company held by Promoter & shareholder holding more than 5 percent

Name of the Shareholder	%	As at March 31,2026	As at March 31,2025
Chennai Port Authority	100%	30000	30000

Government of India disinvested its entire Equity shares held in the company to Chennai Port Authority through Share Purchase Agreement entered on 25.03.2020.

KAMARAJAR PORT LIMITED ★ FINANCE & ACCOUNTS DEPT. ★

JASMINDER SINGH & ASSOCIATES ★ CHENNAI ★ FRN:016192N

16 Borrowings

(Rupees in lakhs)

Particulars	As at March 31,2026	As at March 31,2025
Secured - Non Current		
Term Loan		
Chennai Port Authority	9,000.00	11,301.25
Tax Free Bonds		
(i) Series 2012-13	1,168.27	1,166.95
(ii) Series 2013-14	28,534.27	28,522.66
Unsecured - Non Current		
Term Loan		
Loan From HDFC Bank	-	500.00
Loan From BOI Bank	3,157.24	-
Total	**41859.79**	**41490.86**
Secured - Current		
Current maturies of non current debt		
- Chennai Port Authority	2,301.25	2,301.25
- Tax Free Bonds - Series 2013-14	-	-
- Tax Free Bonds - Series 2012-13	-	-
Unsecured - Current		
Current maturies of non current debt		
Loan From HDFC Bank	500.00	1,000.00
Total	**2801.25**	**3301.25**

Secured Redeemable Non-Convertible Bonds

(i) Redeemable at par, 117156 Nos of 15 Year bonds of Face Value - Rs.1000/- each amounting to Rs.11,71,56,000/- are due on 25.03.2028 with interest rates @ 7.51% and 7.67% to Retail Investors and 7.01% and 7.17% to others respectively, payable annually. The bonds are secured against the assets of the company viz. Small Craft Jetty - 1, 2 and 3 and General Cargo Berth pursuant to the terms of the Bond Trust Deed registered on 25.03.2013.

(ii) Redeemable at par, 1916630 Nos of 15 Year bonds of Face Value - Rs.1000/- each amounting to Rs.191,66,30,000/- are due on 25.03.2029 and 943142 Nos of 20 Year Bonds of Face Value - Rs.1000/- each amount to Rs.94,31,42,000/- are due on 25.03.2034 with interest rates @ 9% to Retail Investors and, 8.75% to others, payable annually. The bonds are secured against the assets of the company viz. North Break Water pursuant to the terms of the Bond Trust Deed registered on 19.03.2014.

Term loan from Chennai Port Authority

Term Loan due to Chennai Port Trust converted at the time of taken over of assets & liabilities in the year 2001-02 and is repayable in 60 Equated Quarterly instalments commencing from 30.06.2012. The instalments are paid up to date during this period. The above loan is secured by hypothecation of specifically earmarked immovable fixed assets of the company. The company has borrowed an additional amount of Rs.70 crs and Rs 20 crs on 18.06.2018 and 29.09.2018 respectively on the same terms and conditions of the original loan. The interest rate during the year is 10.5% revised based on 1st April rate of MCLR of State Bank of India.

Term loan from HDFC Bank

HDFC Bank has sanctioned Unsecured Rupee Term Loan of Rs.50 Crore on 27th July 2021 @ interest rate of 91 days T Bill Plus 1.80% per annum with reset quarterly repayable within Five year including one year moratorium. During the year 2021-22, the Company has availed Rs.40 Cr for Capital Projects.

Term loan from Bank of India

Bank of India has sanctioned a secured Rupee Term Loan of Rs. 200 Crore on 21 November 2025, carrying interest at Repo Rate (5.50%) plus 1.60% spread. The effective interest rate was 7.10% per annum at sanction and stands revised to 6.85% per annum consequent to reduction in RBI Repo Rate. During FY 2025-26, the Company availed Rs. 31.57 Crore towards Capital Dredging Phase VI. The loans are secured against the assets of the company viz. General Cargo Berth -2 and Parking yard pursuant to the terms of the Mortagage deed registered on 02.12.2025

KAMARAJAR PORT LIMITED ★ FINANCE & ACCOUNTS DEPT. ★

TASMINDER SINGH & ASSOCIATES ★ CHENNAI ★ FRN-016192N

17 Other Financial Liabilities

(Rupees in lakhs)

Particulars	As at March 31,2026	As at March 31,2025
Non Current		
Security Deposits	768.28	671.47
Retention Money Payable	-	-
Total	768.28	671.47
Current		
Security Deposits	467.96	410.05
Retention Money Payable	183.99	169.69
Other Liabilities	155.96	158.84
Total	807.91	738.58

18 Provisions

(Rupees in lakhs)

Particulars	As at March 31,2026	As at March 31,2025
Current		
FOR EMPLOYEE BENEFITS		
Leave Encashment	28.14	80.80
Gratuity	(18.08)	23.91
Performance Related Pay	293.00	271.00
Sub Total (A)	303.06	375.71
OTHER		
Expenses		
- Revenue	3078.72	3073.02
- Capital	-	380.50
Sub Total (B)	**3078.72**	**3453.52**
Total (A+B)	3381.79	3829.23

19 Other Liabilities

(Rupees in lakhs)

Particulars	As at March 31,2026	As at March 31,2025
Non-Current		
Income Received in Advance	-	-
Advance Lease Charges	5,919.62	6,385.19
Deferred Fair Valuation Gain - Security Deposits	440.18	483.66
Total	6359.80	6868.85
Current		
Income Received in Advance	706.48	708.07
Other Statutory Payables	4,045.45	4,319.35
Advance Received from Customers	2,410.27	2,697.97
Advance Lease Charges	418.52	440.05
Other Liabilities	379.15	193.98
Total	7959.88	8359.43

Advance Lease Charges includes Rs.4313.99 lakhs under Non-Current represents an amount from Indian Oil LNG Private Limited towards upfront licence fees for 30 years for 5,20,000 sq.m. Land allotted for the construction of LNG Terminal as per the Licence Agreement dated 31st July 2015.

KAMARAJAR PORT LIMITED ★ FINANCE & ACCOUNTS DEPT. ★

JASMINDER SINGH & ASSOCIATES ★ CHENNAI ★ FRN-016192N

Kamarajar Port Limited
CIN:U45203TN1999PLC043322
(A Company of Chennai Port Authority)
Notes forming part of the Standalone Financial Statements for the Year ended 31st March 2026

20 Trade Payables

(Rupees in lakhs)

Particulars	As at March 31,2026	As at March 31,2025
Total outstanding dues to Micro & Small Enterprises	960.84	638.48
Total outstanding dues to Creditors other than Micro & Small Enterprises	7,689.60	5,091.84
Total	8650.43	5730.33

KAMARAJAR PORT LIMITED ★ FINANCE & ACCOUNTS DEPT. ★

JASMINDER SINGH & ASSOCIATES ★ CHENNAI ★ FRN-016192N

Kamarajar Port Limited
CIN:U45203TN1999PLC043322
(A Company of Chennai Port Authority)

Notes forming part of the Standalone Financial Statements for the Year ended 31st March 2026

21 Revenue From Operations

(Rupees in lakhs)

Particulars	Year ended 31st March 2026	Year ended 31st March 2025
Lease Income		
Composite Tariff on Coal	35,586.56	34,189.70
Estate Income	3,052.86	2,826.96
Revenue Share	45,942.17	42,985.60
Marine Services		
Vessel Related Income	27,277.81	23,887.75
Cargo Related Service		
Wharfage	9,523.81	7,206.15
Royalty	2,053.65	1,996.11
Other Operating Revenues		
Other Services	478.10	749.31
Total	1,23,914.97	1,13,841.57

KAMARAJAR PORT LIMITED ★ FINANCE & ACCOUNTS DEPT. ★

JASMINDER SINGH & ASSOCIATES ★ CHENNAI ★ FRN-016192N

Kamarajar Port Limited
CIN:U45203TN1999PLC043322
(A Company of Chennai Port Authority)

Notes forming part of the Standalone Financial Statements for the Year ended 31st March 2026

22 Other Income

(Rupees in lakhs)

Particulars	Year ended 31st March 2026	Year ended 31st March 2025
Interest from Banks	2,446.07	1,395.92
Interest on Staff Advances	61.49	49.50
Interest - Others	151.24	264.42
Short Term Gain from Mutual Fund	30.40	-
Interest on IT Refund	228.20	-
Other Non-operating income		
Personnel & Vehicle Entry Pass	192.59	101.10
Profit on sale of Fixed Assets	283.86	-
Other Income	648.96	372.02
TOTAL	4132.58	2182.96

23 Operating Cost

(Rupees in lakhs)

Particulars	Year ended 31st March 2026	Year ended 31st March 2025
Time Charter Crafts	3,384.99	3,398.60
Consultancy Services - Operations	251.87	128.09
Power & Water charges	385.77	348.87
Environment	603.47	446.60
Fuel Expense	1,017.82	1,169.48
Manning Services	1,031.10	966.29
Survey & Maintenance Dredging	26.92	9.96
Repairs and Maintenance	1,413.46	1,651.12
Incentive	3,235.13	2,382.43
Insurance	462.06	333.24
TOTAL	11,812.60	10,834.67

KAMARAJAR PORT LIMITED ★ FINANCE & ACCOUNTS DEPT. ★

JASMINDER SINGH & ASSOCIATES ★ CHENNAI ★ FRN-016192N

Notes forming part of the Standalone Financial Statements for the Year ended 31st March 2026

24 Employee Benefits Expense

(Rupees in lakhs)

Particulars	Year ended 31st March 2026	Year ended 31st March 2025
Salaries and Wages	1,825.84	1,744.65
Contribution to Provident Fund	143.55	134.37
Staff Welfare expenses	19.86	14.26
Performance Related Pay	303.61	279.73
Employee Medical expenses	64.03	60.38
Terminal Benefits	193.91	205.37
TOTAL	2550.80	2438.75

25 Finance Cost

(Rupees in lakhs)

Particulars	Year ended 31st March 2026	Year ended 31st March 2025
Interest Expense :		
-Borrowings from Banks	76.09	150.36
- Tax Free Bonds - 2012-13	90.03	89.60
- Tax Free Bonds - 2013-14	2,556.00	2,541.99
- Others	1,375.72	1,580.37
- Tax Free Bond Expenses	5.63	4.49
TOTAL	4103.46	4366.81

26 Depreciation And Amortization Expenses

(Rupees in lakhs)

Particulars	Year ended 31st March 2026	Year ended 31st March 2025
Depreciation / Amortisation for the year		
Tangible Assets	10,339.63	8,565.51
Right- of- Use Assets	102.05	99.50
Intangible Assets	246.60	32.90
TOTAL	10688.28	8697.91

KAMARAJAR PORT LIMITED ★ FINANCE & ACCOUNTS DEPT. ★

JASMINDER SINGH & ASSOCIATES CHENNAI ★ FRN-016192N

Notes forming part of the Standalone Financial Statements for the Year ended 31st March 2026

27 Other Expenses

(Rupees in lakhs)

Particulars	Year ended 31st March 2026	Year ended 31st March 2025
AMC - Software Expenses	417.74	437.15
Auditors' remuneration		
- Statutory audit	8.00	7.00
- Tax Audit Fees	1.00	1.00
- Payment for other Services	4.45	2.60
- Reimbursement of expenses	1.17	0.70
Electricity & Water Charges	11.40	54.87
Legal & Professional Charges	217.64	256.30
Miscellaneous Expense	507.27	412.68
Printing and stationery	15.60	15.93
Rent, Rates & Taxes	57.06	163.45
Safety & security expenses	1,443.22	1,411.50
Corporate Social Responsibility Expenses	1,454.66	1,444.81
Subscription & Membership fees	465.65	257.91
Communication Expenses	64.98	45.96
Travelling and conveyance	64.52	57.02
Vehicle running expenses	403.48	389.58
Advertising and promotional expenses	187.31	124.63
Manning Contract - Admin	968.87	849.71
Loss on Asset decapitalisation	196.92	-
Loss on Sale of Fixed Assets	5.95	-
Provision for Expected Credit Loss	24.46	-
TOTAL	6521.34	5932.79

KAMARAJAR PORT LIMITED ★ FINANCE & ACCOUNTS DEPT. ★

JASMINDER SINGH & ASSOCIATES ★ CHENNAI ★ FRN-016192N

Notes forming part of the Standalone Financial Statements for the Year ended 31st March 2026

Corporate Social Responsibility(CSR)

(a)

(Rupees in lakhs)

S.no	Name of the activity	Amount spent
(i)	The amount required to be spent by the company during the year,	1454.66
(ii)	Amount of expenditure incurred	519.1
(iii)	Shortfall at the end of the year,	935.56
(iv)	Total of previous years shortfall	
(v)	Reason of shortfall	On-going projects, payment will be made in due course
(vi)	Nature of CSR activities,	Education, Health Care, Rural Development etc.,
(vii)	Details of related party transactions,e.g.,contribution to a trust controlled by the company in relation to CSR expenditure as per relavant accounting standard	NIL
(viii)	Where a provision is made with respect to a liability incurred by entering into a contractual obligation, the movements in the provision during the year shall be shown separately	*

(b) Amount spent during the year on :

(Rupees in lakhs)

S. No.	Particulars	Yet to be paid in Cash
(i)	Construction / acquisition of any asset	0.00
(ii)	on purposes other than (i) above	519.10
	TOTAL	**519.10**

c. Movement in the Provisions(*) :

(Rupees in lakhs)

Opening Balance	Spent during the year	Provisions made during the year	Closing Balance
543.75	459.14	935.56	1394.7

KAMARAJAR PORT LIMITED ★ FINANCE & ACCOUNTS DEPT. ★

JASMINDER SINGH & ASSOCIATES ★ CHENNAI ★ FRN-016192N

Notes forming part of the Standalone Financial Statements for the Year ended 31st March 2026

28 Exceptional Items

(Rupees in lakhs)

Particulars	Year ended 31st March 2026	Year ended 31st March 2025
Exceptional Items	-	-
TOTAL	-	-

29 Earnings per Share

Particulars	Year ended 31st March 2026	Year ended 31st March 2025
Total Comprehensive Income for the Year	5,96,44,24,076.12	5,39,06,02,592.45
		-
Weighted average number of shares - Basic	300000000	30,00,00,000.00
Weighted average number of shares - Diluted	300000000	30,00,00,000.00
		-
Earnings per Share - Basic	19.87	17.97
Earnings per Share - Diluted	19.87	17.97

KAMARAJAR PORT LIMITED ★ FINANCE & ACCOUNTS DEPT. ★

JASMINDER SINGH & ASSOCIATES ★ CHENNAI ★ FRN-016192N

Note 30: Disclosure Notes

1. **Commitments:**
   Capital Commitments:

   Estimated amount of contracts remaining to be executed on Capital Expenditure (net of advances) and not provided for Rs.16889.64 lakhs (Previous Year. Rs.56115.73 lakhs)

2. **Payment to the Statutory Auditors**

(Amount in Lakhs)

Particulars	2025-26	2024-25
Audit Fees	**8.00**	**7.00**
Tax Audit Fees	**1.00**	**1.00**
Certification fees	**4.45**	**2.60**
Reimbursements: - Out of Pocket Expenses	**1.17**	**0.70**

3. **Additional information pursuant to Schedule III of the Companies Act, 2013**

(Amount in Lakhs)

Sl.	Particulars	2025-26	2024-25
A	**Expenditure in Foreign currency on:**		
	(i) Professional and consultancy fee	-	-
	(ii) Tours and Travels	**10.45**	**5.70**
	(iii) Interest on Foreign Currency Loan including Hedging	-	-
	(iv) Others	-	-
B	**Earnings in Foreign Exchange**	-	-

4. **Information in respect of Micro, Small and Medium Enterprises as at 31st March 2026:**

(Amount in Lakhs)

Sl.	Particulars	2025-26	2024-25
1	Amount remaining unpaid to any supplier: a) Principal Amount b) Interest due thereon	**960.84** -	**638.48** -
2	Amount of interest paid in terms of section 16 of the Micro, Small and Medium Enterprises Development Act, 2006, along with the amount paid to the supplier beyond the appointed day;	Nil	Nil
3	Amount of interest due and payable for the period of delay in making payment (which have been paid but beyond the appointed day during the year) but without adding the interest specified under the Micro, Small and Medium Enterprises Development Act, 2006;	Nil	Nil
4	Amount of interest accrued and remaining unpaid	Nil	Nil
5	Amount of further interest remaining due and payable even in the succeeding years, until such date when the interest dues as above are actually paid to the small enterprise, for the purpose of disallowance as a deductible expenditure under section 23 of the Micro, Small and Medium Enterprises Development Act, 2006.	Nil	Nil

Classification of Vendors into Micro, Small and Medium Enterprises have been made to the extent information is available with the Company.

Disclosure requirements of Indian Accounting Standards

5. Disclosures in respect of Ind AS 107 - Financial Instruments

5.1 Financial Instruments by Categories

The carrying value and fair value of financial instruments by categories were as follows:

(Amount in Lakhs as of March 31, 2026)

Particulars	Amortized cost	At Cost	Financial assets/ liabilities at fair value through profit or loss	Financial assets/ liabilities at fair value through OCI	Total carrying value	Total fair value
Assets:						
Non-current investment (Ref Note No.7)	-	2.00	-	4197.86	4199.86	4199.86
Cash & Cash Equivalents (Ref Note No.13A)	18586.90	-	-	-	18586.90	18586.90
Bank balances other than Cash and Cash equivalents (Refer Note No. 13B)	22200.00	-	-	-	22200.00	22200.00
Trade Receivable (Ref Note No. 12)	10181.48	-	-	-	10181.48	10181.48
Loans and Advances (Ref Note No. 8)	750.42	-	-	-	750.42	750.42
Other Financial Assets (Ref Note No. 9)	3635.01	-	-	-	3635.01	3635.01
Liabilities:						
Term loan from Chennai Port Authority (Ref Note No. 16)	11301.25	-	-	-	11301.25	11301.25
Tax Free bonds (Ref Note No. 16)	29702.55	-	-	-	29702.55	29702.55
Loan from HDFC Bank (Ref Note No.16)	500.00	-	-	-	500.00	500.00
Loan from Bank of India (Ref Note No.16)	3157.24				3157.24	3157.24
Trade Payables - Outstanding dues to Micro & Small Enterprises (Ref Note No. 20)	960.84	-	-	-	960.84	960.84
Trade Payables - Outstanding dues to Creditors other than Micro & Small Enterprises (Ref Note No. 20)	7689.60	-	-	-	7689.60	7689.60
Other Financial Liabilities (Ref Note No.17)	1576.19	-	-	-	1576.19	1576.19

(Amount in Lakhs as of March 31, 2025)

Particulars	Amortized cost	At Cost	Financial assets/ liabilities at fair value through profit or loss	Financial assets/liabilities at fair value through OCI	Total carrying value	Total fair value
Assets:						
Non-current Investment (Ref Note No.7)	-	2.00	-	4175.43	4177.43	4177.43
Cash & Cash Equivalents (Ref Note No.13A)	15047.35	-	-	-	15047.35	15047.35
Bank balances other than Cash and Cash equivalents (Refer Note No. 13B)	13000.00	-	-	-	13000.00	13000.00
Trade Receivable (Ref Note No. 12)	9352.57	-	-	-	9352.57	9352.57
Loans and Advances (Ref Note No. 8)	661.92	-	-	-	661.92	661.92
Other Financial Assets (Ref Note No. 9)	3643.85	-	-	-	3643.85	3643.85
Liabilities:						
Term loan from Chennai Port Authority (Ref Note No. 16)	13602.50	-	-	-	13602.50	13602.50
Tax Free bonds (Ref Note No. 16)	29689.61	-	-	-	29689.61	29689.61
Loan from HDFC Bank (Ref Note No.16)	1500.00	-	-	-	1500.00	1500.00
Trade Payables - Outstanding dues to Micro & Small Enterprises (Ref Note No. 20)	638.48	-	-	-	638.48	638.48
Trade Payables- Outstanding dues to Creditors other than Micro & Small Enterprises (Ref Note No. 20)	5091.84	-	-	-	5091.84	5091.84
Other Financial Liabilities (Ref Note No.17)	1410.04	-	-	-	1410.04	1410.04

5.2. Fair Value Hierarchy

- **Level 1** - Quoted prices (unadjusted) in active markets for identical assets or liabilities.
- **Level 2** - Inputs other than quoted prices included within Level 1 that are observable for the asset or liability, either directly (i.e. as prices) or indirectly (i.e. derived from prices).
- **Level 3** - Inputs for the assets or liabilities that are not based on observable market data (unobservable inputs).

The following table presents fair value hierarchy of assets and liabilities measured at fair value:

(Amount in Lakhs)

Particulars	For the year 31.03.2026				For the year 31.03.2025			
	Level 1	Level 2	Level 3	Total	Level 1	Level 2	Level 3	Total
Financial Assets	-	-	-	-	-	-	-	-
Investments in unquoted equity instruments	-	-	4123.00	4,123.00	-	-	4123.00	4,123.00
Investments in quoted equity instruments	76.86	-	-	76.86	54.43	-	-	54.43

5.3 Financial risk management

Financial risk factors

The Company's activities are exposed to limited financial risks: market risk, credit risk and liquidity risk. The Company's primary focus is to foresee the unpredictability of financial markets and seek to minimize potential adverse effects on its financial performance.

a) Market risk

Market risk is the risk that the fair value of future cash flow of financial instruments will fluctuate because of changes in market price.

The Company has interest rate risk as the Market risk. The company does not have price risk on its financial instruments since company does not have any derivative financial asset.

Interest Rate Risk:

Interest rate risk is the risk that the fair value or future cash flows of a financial instrument will fluctuate because of changes in market interest rates. The exposure to the risk of changes in market interest rates relates primarily to the long-term debt obligations with floating interest rates.

The company has interest rate risk on the loans obtained from Chennai Port Authority as the annual interest rate reset is pegged to the movement in MCLR rate of State Bank of India.

The company has availed Term loan from HDFC bank as the annual interest rate reset is pegged to the movement in 91 days T Bills.

The company has availed Term loan from Bank of India as the annual interest rate reset is pegged to the movement in Repo Rate.

As at the reporting date, the interest rate profile of the company's interest-bearing financial instruments are as follows:

(Amount in lakhs)

Particulars	31st Mar 2026	31st Mar 2025
Financial Asset		
- Fixed Deposit with Bank	38200.00	23100.00
- Employee Advance	731.84	643.33
Financial Liabilities		
- Tax Free Bonds	29702.55	29689.61
Variable Rate Instruments		
- Loan from Chennai Port Authority	11301.25	13602.50
- Loan from HDFC Bank	500.00	1500.00
- Loan from Bank of India	3157.24	-

Interest rate sensitivity

If interest rates had been 50 basis points higher / lower and all other variables were held constant, the Company's profit for the year ended March 31, 2026 would decrease / increase by Rs.64.09 Lakhs (for the year ended March 31, 2025 : decrease / increase by Rs.75.97 lakhs). The same has been calculated based on risk exposure outstanding as on balance sheet date. The year end balances are not necessarily representative of average debt outstanding during the year.

b) Credit Risk

Credit risk refers to the risk of default on its obligation by the counterparty resulting in a financial loss. Since the company generally stipulates pre-payment with respect to its income for major port services, there is normally no credit offered to anyone. In such cases there is no credit default risk. However, where the company is rendering certain ancillary / support services the invoices are raised, as and when the services are rendered and in cases of disagreement on user charges, licence fee etc. on settlement of disputes and in these cases, there could be an element of credit default risk.

Trade Receivables

The company has outstanding trade receivables amounting to Rs.10181.48 lakhs and Rs.9352.57 lakhs as of March 31, 2026 and March 31, 2025 respectively. Trade receivables are typically unsecured and are derived from revenue accrual from customers. Since most of the port services are rendered on pre-recovery basis by collecting in advance, Trade receivable constitutes the unpaid Revenue dues mostly towards Estate rentals and allied services. Provision for disputed debts are reviewed at each balance sheet date and provided for on a case-to-case basis.

The Company filed its claim of Rs.65.29 cr in Form C on 24.07.2023 before the liquidator of SIOTL in the capacity of an operational creditor. The said claim was rejected partially by the liquidator vide e-mail dated 03.08.2023 and the same was appealed before NCLAT. Out of claim of Rs.65.29 cr before Liquidator, an amount of Rs.9.37 cr towards Arrears on Licence fee, Rs.14.97cr towards Interest on delayed payments and Rs.2.05 cr towards Others etc., were not recognised in the books of accounts as per accounting policy. The said case is still pending before NCLAT.

Credit risk exposure

An age-wise analysis of trade receivables at each reporting date is summarized below:

(Amount in Lakhs as of 31st March 2026)

Particulars	Outstanding for following periods from due date of payment					Total
	Less than 6 months	6 months - 1 year	1-2 Years	2-3 years	More than 3 years	
(i) Undisputed Trade receivables - considered good	6112.22	-	-	-	22.67	6134.89
(ii) Undisputed Trade Receivables which have significant increase in credit risk	-	-	-	-	-	-
(iii) Undisputed Trade Receivables — credit impaired	-	-	-	-	3915.54	3915.54
(iv) Disputed Trade Receivables — considered good	822.01	68.9	220.98	359.45	2575.25	4046.59
(v) Disputed Trade Receivables — which have significant increase in credit risk	-	-	-	-	-	-
(vi) Disputed Trade Receivables — credit impaired	-	-	-	-	-	-

(Amount in Lakhs as of 31st March 2025)

Particulars	Outstanding for following periods from due date of payment					Total
	Less than 6 months	6 months -1 year	1-2 Years	2-3 years	More than 3 years	
(i) Undisputed Trade receivables - considered good	6003.73	87.28	4.11	0.33	32.53	6127.99
(ii) Undisputed Trade Receivables which have significant increase in credit risk	-	-	-	-	-	-
(iii) Undisputed Trade Receivables — credit impaired	-	-	-	-	3891.22	3891.22
(iv) Disputed Trade Receivables — considered good	68.90	220.98	359.45	149.75	2425.50	3224.58
(v) Disputed Trade Receivables — which have significant increase in credit risk	-	-	-	-	-	-
(vi) Disputed Trade Receivables — credit impaired	-	-	-	-	-	-

Provision for impairment of trade receivables is made on Expected Credit Loss basis or is based on the likely outcome of disputes over the interpretation of certain clauses in the concessionaire agreements. The group considers all other financial assets which are not impaired and past due for each reporting date under review are of good credit quality.

Other financial assets

Credit risk relating to cash and cash equivalents is considered negligible because our counterparties are banks. We consider the credit quality of term deposits with banks which are subjected to the regulatory oversight of the Reserve Bank of India to be good, and we review these banking relationships on an ongoing basis. Credit risk related to employee loans are considered negligible since loans are secured either as mortgage of the title deed of the property or by way of hypothecation of the vehicle for which these loans have been granted to the employees. Besides, the company has appropriation right over the terminal benefits due to the employees. Therefore, there is no requirement for impairment provision for these financial assets. We consider all the above financial assets as at the reporting dates to be of good credit quality.

c) Liquidity Risk

Our liquidity needs are monitored on the basis of monthly and yearly projections. The company's principal sources of liquidity are cash and cash equivalents, cash generated from operations,

We manage our liquidity needs by continuously monitoring cash inflows and by maintaining adequate cash and cash equivalents. Net cash requirements are compared to available cash in order to determine any shortfalls.

The short-term liquidity requirement consists mainly of resources required to settle trade payables, expenses payable, employee dues, repayment of current maturities of loans, etc., arising during the normal course of business as of each reporting date. We maintain sufficient balance in cash and cash equivalents to meet our short-term liquidity requirements.

We assess long-term liquidity requirements on a periodical basis and manage them through internal accruals. Our non-current liabilities include borrowings from Chennai Port Authority, Tax Free Bonds, and Term loan from HDFC Bank and Bank of India, Retention money payable and Security deposits.

The table below provides details regarding the contractual maturities of non-derivative financial liabilities. The table has been drawn up based on the undiscounted cash flows of financial liabilities based on the earliest date on which the company can be required to pay. The table includes both principal & interest cash flows.

(Amount in Lakhs as of March 31, 2026)

Particulars	Less than 6 months	6 months to 1 year	1-3 years	3-5 years	More than 5 years	Total
Chennai Port Authority Loan	1150.62	1150.62	4602.48	4397.53	-	**11301.25**
Loan from HDFC Bank	500.00	-	-		-	**500.00**
Loan from Bank of India	-	-	2367.93	789.31		**3157.24**
Tax Free Bonds	-	-	20337.86	-	9364.69	**29702.55**
Retention money	183.99	-	-	-	-	**183.99**
Security Deposits	410.05	57.91	-	-	768.28	**1236.24**
Other Liabilities	-	155.96	-	-	-	**155.96**
	2244.66	**1364.49**	**27308.27**	**5186.84**	**10132.97**	**46237.23**

(Amount in Lakhs as of March 31, 2025)

Particulars	Less than 6 months	6 months to 1 year	1-3 years	3-5 years	More than 5 years	Total
Chennai Port Authority Loan	1150.62	1150.62	4602.48	4602.48	2096.30	**13602.50**
Loan from HDFC Bank	500.00	500.00	500.00	-	-	**1500.00**
Tax Free Bonds	-	-	1171.56	19166.30	9351.75	**29689.61**
Retention money	169.69	-	-	-	-	**169.69**
Security Deposits	-	410.05	-	-	671.47	**1081.52**
Other Liabilities	-	158.84	-	-	-	**158.84**
	1820.31	**2219.51**	**6274.04**	**23768.78**	**12119.52**	**46202.16**

Trade Payables ageing schedule for FY 25-26

(Amount in Lakhs)

Particulars	Outstanding for following periods from due date of payment				
	Less than 1 year	1-2 years	2-3 years	More than 3 years	Total
(i) MSME	960.84	-	-	-	960.84
(ii) Others	7223.44	9.15	11.17	445.82	7689.58
(iii) Disputed dues – MSME	-	-	-	-	-
(iv) Disputed dues – Others	-	-	-	-	-

Trade Payables ageing schedule for the FY 24-25

(Amount in Lakhs)

Particulars	Outstanding for following periods from due date of payment				
	Less than 1 year	1-2 years	2-3 years	More than 3 years	Total
(i) MSME	638.48	-	-	-	638.48
(ii) Others	4479.47	197.76	104.74	309.87	5091.84
(iii) Disputed dues – MSME	-	-	-	-	-
(iv) Disputed dues – Others	-	-	-	-	-

6. **Disclosure in respect of Indian Accounting Standard (Ind AS)-21 "The Effects of changes in Foreign Exchange Rates"**

The amount of exchange differences (net) debited to the Statement of Profit & Loss is **NIL** (Previous year - NIL) under Other Expenses.

7. **Disclosure in respect of Indian Accounting Standard (Ind AS)-36 "Impairment of assets"**

During the year, the company has reviewed its Property Plant and Equipment for impairment of assets as per Ind AS-36 and has observed no impairment of assets in the current Financial Year **Nil** (Previous year – NIL).

8. **Disclosure in respect of Indian Accounting Standard (Ind AS)-20 "Accounting for Government Grants and Disclosure of Government Assistance"**

(Amount in Lakhs)

Grant received for	2025-26	2024-25
Government Grants	-	-
Total Grants Received	-	-

9. **Disclosure in respect of Indian Accounting Standard (Ind AS)-12 "Income Taxes"**

Reconciliation between the statutory income tax rate applicable to the Company and the effective income tax rate of the Company is as follows:

(Amount in Lakhs)

Particulars	March 31,2026	March 31,2025
Accounting profit before tax	92,371.06	83,753.58
Applicable tax rate of the reporting entity	34.94%	34.94%
Expected total tax expense	32,274.44	29,263.50
Amount charged in Statement of Profit and Loss	32,767.47	29,821.05
Difference	**493.02**	**557.55**
Tax effect of amounts which are (not deductible) /allowable in calculating taxable income:		
Expenditures not deductible for tax purpose	536.38	524.44
Profit of sale of asset	(28.30)	-
Others	(15.06)	33.11
Total	**493.02**	**557.55**

10. **Disclosure in respect of Indian Accounting Standard (Ind AS)-115 "Revenue from Contracts with Customers"**

(Rupees in Lakhs)

Timing of recognition	March 31,2026	March 31,2025
At a point in time	1,20,862.11	1,11,014.61
Over a period of time	3,052.86	2,826.96
Total Income from Port services	**1,23,914.97**	**1,13,841.57**

(Rupees in Lakhs)

<u>Reconciliation of revenue recognised with contract price:</u>

Particulars	March 31, 2026	March 31, 2025
Contract price	1,35,905.71	1,23,773.92
Adjustment for:		
Credits/discount	11,990.74 *	9,932.35 *
Revenue from Contract with Customer	**1,23,914.97**	**1,13,841.57**

* In addition to the above, Rs.3235.13 lakhs for FY 2025-26 and Rs.2463.32 lakhs for FY 2024-25 is given as discount towards composite tariff for the vessel handled by NTECL to TNPGCL as Incentive (as per Agreement) and classified under Operating Cost.

Contract balances

The following table provides information about receivables, contract assets and contract liabilities from contracts with customers

Particulars	March 31,2026	March 31,2025
Receivables, included under trade receivables	10,181.48	9,352.57
Contract liabilities included under advance from customers	2,410.27	2,697.97

The amount of Rs. 2,697.97 lakhs included in contract liabilities as at March 31, 2025 has been recognised as revenue during the year ended March 31, 2026 (Rs. 2,484.28 lakhs for March 31, 2025).

The contract liabilities primarily relate to the advance consideration received from customers for which service is expected to be completed in the next one year.

11. Disclosure in respect of Indian Accounting Standard (Ind AS)-19 "Employee Benefits"

a. General description of various employee's benefit schemes are as under:

a) Provident Fund:

The company's Provident Fund is deposited with Regional Provident Fund Commissioner. The company pays fixed contribution to provident fund at pre-determined rate.

b) Gratuity:

The company has a defined benefit gratuity plan. Every employee who has rendered continuous service of five years or more is entitled to get gratuity @ 15 days salary (15/26 x last drawn basic pay plus dearness allowance) for each completed year of service on superannuation, resignation, termination, and disablement or on death. A trust has been formed for this purpose. This scheme is being managed by the Life Insurance Corporation of India (LIC) for which the company has taken a Master Policy.

The scheme is funded by the company and the contributions are paid to the insurer, i.e., the Life Insurance Corporation of India as per the demand made by them. The recognition of net obligation for the defined benefit plan and the disclosure of information as required under Ind AS-19 is made in accordance with the actuarial valuation report.

c) Superannuation Scheme:

The Company has implemented a non-contributory Employee's Group Superannuation Pension Scheme which is also managed by LIC of India. Contributions @12% of Basic Pay plus dearness allowance of the enrolled employee is made to the Corporation.

The contribution to the scheme for the period is grouped under Employee Cost on accrual basis. In respect of employees on deputation, pension contribution is calculated as per lending organization/Govt. of India Rules and is accounted for on accrual basis.

d) Leave:

The company provides for Earned Leave benefits and Half-Pay Leave to the employees of the company, which accrue annually at 30 days & 20 days respectively. The Earned Leave is encashable once in a calendar year while in service for a period of maximum 30 days as per eligibility and on Superannuation, the maximum limited to 300 days.

The liability on Earned leave is recognized on the basis of actuarial valuation.

b. The summarized position of various defined benefits recognized in the Statement of Profit & Loss, Other Comprehensive Income (OCI) and Balance Sheet & other disclosures are as under:

(Amount in Lakhs)

Particulars		Gratuity (Funded)	Leave Encashment (Funded)
Defined Benefit Obligation	**C.Y.**	**621.80**	**544.30**
	P.Y.	**594.04**	**522.12**
Fair Value of Plan Assets	**C.Y.**	**639.89**	**516.16**
	P.Y.	**570.13**	**441.32**
Funded Status [Surplus/(Deficit)]	**C.Y.**	**(18.07)**	**28.14**
	P.Y.	**23.91**	**80.80**
Effect of asset ceiling	**C.Y.**	**-**	**-**
	P.Y.	-	-
Net Defined Benefit Assets/(Liabilities)	**C.Y.**	**(18.07)**	**28.14**
	P.Y.	**23.91**	**80.80**

Movement in defined benefit obligation

(Amount in Lakhs)

Particulars		Gratuity (Funded)	Leave Encashment (Funded)
Defined benefit obligation - Beginning of the year	**C.Y.**	**594.04**	**522.12**
	P.Y.	**502.47**	**454.15**
Current service cost	**C.Y.**	**33.92**	**27.79**
	P.Y.	**33.62**	**31.49**
Interest Cost	**C.Y.**	**40.01**	**34.96**
	P.Y.	**35.96**	**32.55**
Benefits Paid	**C.Y.**	**(9.58)**	**(14.30)**
	P.Y.	**(7.39)**	**(5.47)**
Re-measurements - actuarial loss/(gain)	**C.Y.**	**(36.57)**	**(26.27)**
	P.Y.	**29.38**	**9.41**
Defined benefit obligation – End of the year	**C.Y.**	**621.81**	**544.29**
	P.Y.	**594.04**	**522.12**

Movement in plan asset

(Amount in Lakhs)

Particulars		**Gratuity (Funded)**	**Leave Encashment (Funded)**
Fair value of plan assets at beginning of year	**C.Y.**	**570.13**	**441.31**
	P.Y.	**507.72**	**392.65**
Interest income	**C.Y.**	**39.61**	**31.35**
	P.Y.	**37.45**	**28.97**
Employer contributions	**C.Y.**	**36.26**	**55.10**
	P.Y.	**30.84**	**23.89**
Benefits paid	**C.Y.**	**(9.58)**	**(14.30)**
	P.Y.	**(7.39)**	**(5.47)**
Re-measurements – Return on plan assets	**C.Y.**	**3.45**	**2.69**
	P.Y.	**1.52**	**1.27**
Fair value of plan assets at end of year	**C.Y.**	**639.88**	**516.15**
	P.Y.	**570.13**	**441.32**

Amount Recognized in Statement of Profit and Loss and Other Comprehensive Income

(Amount in Lakhs)

Particulars		**Gratuity (Funded)**	**Leave (Funded)**
Current service cost	**C.Y.**	**33.92**	**27.79**
	P.Y.	**33.62**	**31.49**
Past Service Cost – Plan Amendment	**C.Y.**	**-**	**-**
	P.Y.	-	-
Curtailment cost/(credit)	**C.Y.**	**-**	**-**
	P.Y.	-	-
Settlement cost/(credit)	**C.Y.**	**-**	**-**
	P.Y.	-	-
Service Cost (A)	**C.Y.**	**33.92**	**27.79**
	P.Y.	**33.62**	**31.49**
Net Interest Cost (B)	**C.Y.**	**0.39**	**3.61**
	P.Y.	**(1.49)**	**3.57**
Net Interest on Net Defined Benefit Liability/(assets) **(C)**	**C.Y.**	**-**	**(28.96)**
	P.Y.	-	8.13
Cost Recognized in P&L (A+B+C)	**C.Y.**	**34.31**	**2.44**
	P.Y.	**32.13**	**43.19**
Total Remeasurement in OCI	**C.Y.**	**(40.04)**	**-**
	P.Y.	**27.86**	**-**

Sensitivity Analysis

(Amount in Lakhs as of March 31, 2026)

Assumption	Change in Assumption	Gratuity (Funded)	Leave (Funded)
Salary growth rate	1.00%	655.56	570.30
	-1.00%	587.21	519.93
Attrition rate	1.00%	632.88	546.36
	-1.00%	609.47	542.08
Discount rate	1.00%	577.05	523.43
	-1.00%	672.49	566.95
Mortality rate	10.00%	622.34	544.39
	-10.00%	621.26	544.20

(Amount in Lakhs as of March 31, 2025)

Assumption	Change in Assumption	Gratuity (Funded)	Leave (Funded)
Salary growth rate	1.00%	631.27	548.18
	-1.00%	557.58	497.77
Attrition rate	1.00%	603.09	523.76
	-1.00%	583.91	520.36
Discount rate	1.00%	547.89	501.09
	-1.00%	646.60	545.02
Mortality rate	10.00%	594.47	522.20
	-10.00%	593.61	522.04

Actuarial Assumption

Particulars		Gratuity (Funded)	Leave (Funded)
Method used	**C.Y.**	**PUC**	**PUC**
	P.Y.	PUC	PUC
Discount rate	**C.Y.**	**7.31%**	**7.31%**
	P.Y.	**6.79%**	**6.79%**
Rate of salary increase	**C.Y.**	**5%**	**5%**
	P.Y.	5%	5%
Rate of return of plan Asset	**C.Y.**	**-**	**-**
	P.Y.	-	-
Withdrawal Rate	**C.Y.**	**1% to 3%**	**1% to 3%**
	P.Y.	1% to 3%	1% to 3%
Retirement Age	**C.Y.**	**60 Years**	**60 Years**
	P.Y.	60 Years	60 Years

Particulars		Gratuity (Funded)	Leave (Funded)
Average Future Service	**C.Y.**	**14.15**	**14.15**
	P.Y.	13.02	13.02
Mortality rate	**C.Y.**	**IALM (2012-14) Table**	**IALM (2012-14) Table**
	P.Y.	IALM (2012-14) Table	IALM (2012-14) Table
Disability Rate	**C.Y**	No explicit loading	No explicit loading
	P.Y.		
Leave Encashment Rate during employment	**C.Y.**	**-**	**10.00%**
	P.Y.	-	10.00%
Leave Availment Rate	**C.Y.**	**-**	**2.00%**
	P.Y.	-	2.00%

Category of investment in Plan assets

Category of Investment	% of fair value of plan assets
Insurance Policies	100%

Maturity profile of Defined Benefit Obligation

Particulars	March 31, 2026	March 31, 2025
Weighted average duration (based on discounted cash flows)	9 Years	9 Years

The expected cash flows of defined benefit obligation over the future periods

Particulars	March 31, 2026	March 31, 2025
Year 1	23,95,901	25,85,715
Year 2	63,13,080	22,09,119
Year 3	56,84,798	59,11,804
Year 4	57,78,752	53,00,167
Year 5	82,07,849	54,37,874
Year 6	40,95,657	92,67,361
Year 7	59,20,232	36,34,488
Year 8	96,38,658	54,83,674
Year 9	86,59,371	89,36,660
Year 10	22,22,192	78,52,374
Year 11+	6,31,53,039	5,90,10,475

12. Disclosure in respect of Indian Accounting standard (Ind AS)-108: "Operating Segments"

The company primarily operates in one segment – Port Services and there is no reportable Geographical segment either.

The Company derives revenues from the following customers which accounts for 10% or more of Company's revenues. In respect of the other customers, their individual share is less than 10% of the company's revenues

(Amount in Lakhs)

Customer	For the year ended 31 March 2026	For the year ended 31 March 2025
TNPGCL (erstwhile TANGEDCO)	18218.66	16775.40
NTECL (JV of TNPGCL & NTPCL)	17239.44	17414.29
Ennore Coal Terminal Private Limited	23141.99	20613.90
Adani Ennore Container Terminal Pvt Ltd	14094.67	13076.85

13. Disclosure in respect of Indian Accounting Standard 23 "Borrowing Costs" :

Borrowing costs capitalised during the year is Rs. 56.26 lakhs (Previous Year - NIL) in the respective carrying amount of Capital works in Progress (CWIP).

14. Disclosure in respect of Indian Accounting Standard 24 "Related Parties Disclosures"

A. Disclosures for Other than Govt. Related Entities

a. List of Related parties:

Key Managerial Persons:

Name	Designation
Shri. Sunil Paliwal, IAS.,	Chairman (Up to 09.01.2026)*
Shri. J.P. Irene Cynthia, IAS.,	Managing Director
Smt. J.P. Irene Cynthia, IAS.,	Chairperson & Managing Director (Appointed on 10.02.2026 and assumed charge on 16.02.2026)
Shri. S. Viswanathan, IAS.,	Nominee Director
Shri. Samarth Varma, IAS.,	Nominee Director (From 11.02.2026)
Shri R.M Narayanan, FCA, PGDM	Independent Director
Capt. Anoop Kumar Sharma	Independent Director
Smt. Sarla Balagopal, IRTS (Retd.)	Independent Director
Smt. Kavita Satvi	Chief Financial Officer (Up to 25.05.2025)
Shri C.S. Vemanna	Chief Financial Officer (i/c) (From 26.05.2025 - Up to 08.06.2025)
Smt. Kavita Satvi	Chief Financial Officer (From 09.06.2025)
Smt. Jayalakshmi Srinivasan	Company Secretary & Compliance Officer (Up to 30.04.2025)
Smt. R. Roopa	Company Secretary & Compliance Officer (From 07.07.2025)

*** On 9th January 2026, Board took note of cessation of Shri. Sunil Paliwal (DIN No.01310101) as Chairman, KPL and Nominee Director of Chennai Port Authority.**

Compensation of key management personnel

(Amount in Lakhs)

Particulars	For the year ended March 31, 2026	For the year ended March 31, 2025
Remuneration and Short-term benefits	101.97	117.24
Post-employment benefits	34.71	12.56
Other long-term benefits	-	-
Share-based payments	-	-
Sitting fee	23.20	24.40
Total	**159.88**	**154.20**
Recovery of Loans & Advances during the year	-	-
Advances released during the year	-	-
Closing Balance of Loans & Advances	-	-

B. Other Entities:

(i) M/s. Kanyakumari Port Ltd.,

(ii) Chennai Port Authority

Transaction with other related parties:

(Amount in Lakhs)

Particulars	For the year ended March 31, 2026	For the year ended March 31, 2025
Interest Paid	1337.90	1553.20
Loan Repaid	2301.25	2301.25
Lease Rent Expenses	54.45	52.60
Project Management Services	-	144.91
Interim & Final Dividend	30000.00	39000.00
Manpower	938.01	609.86
Others	28.73	161.78
Closing Balance of Term Loan	11301.25	13602.50
Lease Rent – Deposit	259.66	259.66

15. Disclosure in respect of Indian Accounting standard (Ind AS) 116 "Leases"

a. Operating lease

i) As a Lessee

- **Future minimum lease payments under non-cancellable operating leases excluding upfront fee payments**

(Amount in Lakhs)

Particulars	For the year ended March 31, 2026	For the year ended March 31, 2025
Not later than 1 year	-	-
Later than 1 year and not later than 5 years	-	-
Later than 5 years	-	-

(Amount in Lakhs)

Particulars	For the year ended March 31, 2026	For the year ended March 31, 2025
Minimum lease payments	-	-

Leasing arrangement:

The company has leased office premises for 30 years from Chennai Port Authority on upfront premium lease payments.

ii. As a lessor

- **Future minimum lease receivables under non-cancellable operating lease**

(Amount in Lakhs)

Particulars	For the year ended March 31, 2026	For the year ended March 31, 2025
Not later than 1 year	3937.39	3749.896
Later than 1 year and not later than 5 years	22844.40	21756.57
Later than 5 years	65395.25	70420.47

- **Leasing arrangement:**

As per the business model adopted by the Company, the development, operation, marketing and maintenance of cargo terminals are left with the Captive / PPP BOT operators on 30 years Licence / Concession Agreement. The company leased out waterfront and land area for development of Berths through BOT operators / Captive users as per the Licence / Concession Agreement.

16. Disclosure in respect of Indian Accounting Standard (Ind AS)-33 "Earnings Per Share (EPS)"

a) Basic EPS

The earnings and weighted average number of ordinary shares used in the calculation of basic EPS is as follows:

(Amount in Lakhs)

Particulars	For the year ended March 31, 2026	For the year ended March 31, 2025
Profit (loss) for the year, attributable to the owners of the company	59603.60	53932.53
Earnings used in calculation of basic earnings per share(A)	59603.60	53932.53
Weighted average **number** of ordinary shares for the purpose of basic earnings per share(B)	300000000	300000000
Basic EPS(A/B) – Rs.	**19.87**	**17.98**

a) Diluted EPS

The earnings and weighted average number of ordinary shares used in the calculation of Diluted EPS is as follows:

(Amount in Lakhs)

Particulars	For the year ended March 31, 2026	For the year ended March 31, 2025
Profit (loss) for the year, attributable to the owners of the company	59603.60	53932.53
Earnings used in calculation of basic earnings per share(A)	59603.60	53932.53
Weighted average **number** of ordinary shares for the purpose of basic earnings per share(B)	300000000	300000000
Basic EPS(A/B) – Rs.	**19.87**	**17.98**

17. Disclosure in respect of Indian Accounting Standard (Ind AS)-37 "Provisions, Contingent Liabilities and Contingent Assets"

Contingent Liabilities

(i) Disputed Tax demand:

Disputed tax matters amounting to Rs.1804.42 lakhs (Previous year Rs.6542.40 lakhs) are being contested before Appellate authorities.

(ii) Contract / supply works:

Some of the contractors for construction /supply and execution of works at our projects have made claims on the company aggregating to Rs. 6858.35 lakhs (Previous Year: Rs.6734.17 lakhs) seeking enhancement of the contract price, revision of work schedule with price escalation, compensation for extended period of work, idle charges etc. These claims are being contested by the company as being not admissible in terms of the provision of the respective contracts. The company is pursuing various options under the dispute resolution mechanism available in the contract for settlement of these claims. The company has deposited Rs.2860.83 lakhs in against one of the above contractor claims - refer Note No. 9.

(iii) (a) Revenue Contracts with PPP Concessionaires – M/s AECTPL:

KPL entered into a Concession Agreement with M/s. Adani Ennore Container Terminal Private Limited under PPP DBFOT mode on 15.03.2014 for the Development of Container Terminal for 30 years.

The commercial operation commenced during October 2017 for Phase I and Phase II of the project is under construction. The concessionaire had raised certain disputes and invoked Arbitration clause and issued the Arbitration notice to the Company. Post constitution of Arbitration Tribunal on 1st August 2020, claims and counter claims were filed before the Arbitration Tribunal by both the Concessionaire and the Company.

The nature of disputes and claims by the Concessionaire were on account of the following:

(a) Delay in Phase-I of the project is attributable to KPL
(b) Delay in Phase-II of the project is attributable to KPL and therefore milestones to be revised by KPL.
(c) L.D. in Phase I & Phase II are unenforceable and to be refunded by KPL.
(d) Issuance of consultation notice by KPL and resumption of the same are unlawful.
(e) Invocation of change in law claiming Rs.1405 Cr and extension and modification of Concession Agreement.
(f) Declaring Actual Project Cost, Estimated Project Cost and financial documents as valid & enforceable and to take on record the same by KPL.
(g) Refund of lease rentals & royalty paid by AECTPL
(h) Claim for interest.

The Company has denied the claims by the concessionaire in its entirety and has preferred a counter claim amounting to Rs.167.81 lakhs.

The Arbitration Tribunal passed an award dated 28.05.2024 comprising of Majority Award and a Dissenting Award. The Majority Award has allowed all claims of the Claimant (M/s AECTPL) and disallowed all the Counter Claims filed by the Company (KPL), while the dissenting award has rejected all the claims of M/s. AECTPL and allowed all counter claims of KPL. The amount payable as per Arbitration award is Rs.1608.41 Cr. The Company has preferred statutory appeal under Section 34 of the Arbitration and Conciliation Act, 1996 challenging the Majority Award and as patently illegal and perverse under the law and the same is pending adjudication before the Single Bench of the Hon'ble Madras High Court.

(b) Revenue Contracts with PPP Concessionaires – M/s. SIOTL:

Kamarajar Port Limited (Company) entered into a License Agreement with M/s. SICAL Iron Ore terminal Agreement (SIOTL) on 11.7.2016 for "Modification of existing Iron Ore Terminal to also handle Coal" under PPP - DBFOT basis. with a capacity of 12 MTPA. The agreement was set for a 27-year tenure, with an estimated project cost of Rs. 229 crore and a revenue-sharing model of 52.524%. The project had a planned implementation period of 12 months.

Till June 2021, 71.62% of physical work was completed. SIOTL's lenders Yes Bank and UCO Bank has declared financial defaults in December 2020, destabilizing project financing and prompting Company to terminate the agreement. Following termination, asset transfer and compensation calculations faced delays due to incomplete documentation from SIOTL and subsequent legal disputes.

Meanwhile, M/s. Yes Bank Limited vide an Assignment Deed 16.12.2022, assigned its debt with respect to the Project under the License Agreement between KPL and M/S SIOTL, to M/S JC Flowers ARC. The above assignment was done by M/S Yes Bank Limited under SARFAESI Act 2002 without any intimation to / approval of KPL.

SIOTL entered the Corporate Insolvency Resolution Process (CIRP) in 2022, which later transitioned to liquidation under an NCLT order issued in June 2023. As a result:

- Project Assets remain partially under the Liquidator's control, with the berth still within Company premises in an "as-is" condition. No commercial utilization has taken place.
- Compensation remains pending due to ongoing legal disputes.
- Company has filed operational claims amounting to Rs. 65.29 crore against SIOTL, with partial admission by the Liquidator and subsequent appeal pending before NCLT.
- A Writ Appeal filed by liquidator to pay compensation as per License Agreement is pending before the High Court of Madras.
- The Company approached the National Company Law Tribunal seeking a fresh valuation of the project assets.
- Pursuant to the same, a valuation exercise was conducted in October 2025 by NTCPWC, a unit of Indian Institute of Technology Madras, which determined the fair value of the assets at ₹206.89 Crore.
- However, the Tribunal, in its order, held that the earlier valuation of Rs.284.96 Cr carried out in June 2021 remains binding and operative.
- The Tribunal further observed that the Applicant is not entitled to seek a fresh valuation based on subsequent depreciation of assets.
- Accordingly, the valuation report dated June 2021 (₹284.96 Crore), also conducted by NTCPWC, IIT Madras, has been upheld as final and binding for determining the value of the project assets.
- The Company, based on the legal opinion has preferred an appeal before the National Company Law Appellate Tribunal (NCLAT), Chennai Bench, under Section 61(1) of the Insolvency and Bankruptcy Code, 2016. The Company is advised that the outflow of resources in settlement of the obligation is not probable, and accordingly, no provision has been recognised in the financial statements.
- The final compensation payable is as per Licence Agreement i.e. Valuation of assets or Debt Due whichever is lower.
- It is further noted that in the event the obligation was to ultimately crystallise, the amount paid would represent the cost of acquisition of the project assets being transferred to the Company, which assets would thereafter be transferred to the successor concessionaire with the cost so incurred being recovered. On a net basis, therefore, the said obligation is not expected to result in a financial outflow for the Company.

(c) National Green Tribunal (NGT):

Original Applications were filed before the Hon'ble National Green Tribunal raising issues relating illegal discharge of fly ash by North Chennai Thermal Power Station (NCTPS) and the purported dumping of dredged soil by KPL in Buckingham Canal and Kosasthalaiyar River and the encroachment of the latter, affecting the livelihood of fishing communities. The Hon'ble NGT passed its order on 20.01.2020 directing the Company to deposit an amount of Rs.8.34 crores as interim environmental compensation for the purpose of remediation based on the Report of the Committee appointed by NGT. Aggrieved by the NGT order, Company filed a Review Application before the Hon'ble NGT. On 06.11.2020, review order was passed whereby the previous order dated 20.01.2020 was modified to the limited extent that the Company was directed to deposit a sum of Rs. 4 crores as interim compensation. On 26.12.2020, Civil Appeal was filed by the Company before the Hon'ble Supreme Court of India challenging the review order. On 05.01.2021, the Hon'ble Supreme Court has stayed the NGT orders and ordered Notice to the Respondents. The matter is pending before the Hon'ble Supreme Court for final hearing.

(d) Final Land cost to TIDCO:

TIDCO had agreed to transfer 950 acres of lands to KPL of which 650 acres are salt lands falling outside the custom bound area. TIDCO had handed over 581 acres out of 650 acres in 4 spells in the year 1999 to Chennai Port Authority, which had paid provisional cost of Rs.1,00,708/- per acre for 650 acres amounting to Rs.6,54,60,200/-.

TIDCO vide letter No. TIDCO/PCP/KPL/Land lease/2025 dt 19.09.2025 has informed that the final cost is refixed at Rs.18,32,464/- per acre and worked out the total amount payable is Rs.121,12,58,704/- for 661 acres. TIDCO has now requested KPL to pay balance Rs. Rs.114,57,98,504/- towards differential cost for 661 acres. The survey to assess the actual extent of land at field and the proportionate amount are in process. Pos-survey, company received a letter dated 14th May, 2026 from TIDCO with a demand for Rs.96.73 Crore towards 558 acres of land for differential cost

Summary of Contingent Liabilities:

(Amount in Lakhs)

	Particulars	2025-26	2024-25
a)	Disputed Tax Demand but not acknowledged as debt	1804.42	6542.40
b)	Claims against the company not acknowledged as debt		
	- NGT	400.00	400.00
	- Contract / supply works	6858.35	6734.17
	- Final land cost to TIDCO	11457.52	-
	- SIOTL – Compensation payable *	26107.00	
	Total (a+b)	**46627.29**	**13676.57**
c)	Claims against Revenue contract with PPP Concessionaires (including Interest)	162697.66	161533.31

* It is noted that in the event the obligation were to ultimately crystallise, the amount paid would represent the cost of acquisition of the project assets being transferred to the Company, which assets would thereafter be transferred to the successor concessionaire with the cost so incurred being recovered therefore. On a net basis, therefore, the said obligation is not expected to result in a financial outflow for the Company.

18. Expected Credit Loss ('ECL')

The impairment provisions are based on an evaluation of the risk of default over the expected life of the receivables and expected timing of collection. The Company uses judgement in making these assumptions and selecting the inputs to the impairment calculation, based on the Company's past history of collections, customer's credit worthiness, existing market conditions as well as forward looking estimates at the end of each reporting period.

The Company has used a practical expedient by computing the expected credit loss allowance for trade receivables based on a provision matrix.

The provision matrix takes into account historical credit loss experience based on past trend of outstanding receivables over a rolling period of past 33 months.

The range of provision created as a percentage of outstanding under various age groups	0.05% to 100%

(Amount in lakhs)

Movement in expected credit loss allowance	As at March 31, 2026
Balance at beginning of the year	-
Movement in expected credit loss allowance on trade receivables	24.46
Amount written off during the year	0.14
Balance at end of the year	24.32

Consequent to adoption of Expected Credit Loss model for assessing the impairment of Trade Receivables, provision of Expected Credit Loss is higher by Rs.24.32 lakhs for current year.

19. CWIP Ageing Schedule

(Amount in Lakhs as of March 31, 2026)

Particulars	Less than 1Year	1-2 years	2-3 years	More than 3 years	Total
Projects in Progress	35341.45	914.27	251.72	500.02	37007.47
Projects temporarily suspended	-	-	-	-	-
Total	**35341.45**	**914.27**	**251.72**	**500.02**	**37007.47**

(Amount in Lakhs as of March 31, 2025)

Particulars	Less than 1Year	1-2 years	2-3 years	More than 3 years	Total
Projects in Progress	7589.67	5430.07	1079.44	3606.09	17705.28
Projects temporarily suspended	-	-	-	741.58	741.58
Total	**7589.67**	**5430.07**	**1079.44**	**4347.67**	**18446.86**

Capital work-in-progress includes certain projects whose completion is overdue. Expected completion schedule of such projects are as follows:

(Amount in Lakhs)

Capital work-in-progress	**To be completed in**				
As at March 31, 2026	**Less than 1 year**	**1-2 years**	**2-3 years**	**More than 3 years**	**Total**
Projects in progress	37007.47				37007.47
Projects temporarily suspended	-				-
Total	**37007.47**				**37007.47**
As at March 31, 2025					
Projects in progress	17705.28				17705.28

Projects temporarily suspended	741.58				741.58
Total	**18446.86**				**18446.86**

20. Confirmation of balances:

Trade Receivables/Payables, Advances, GST input credit/GST and Deposits are subject to confirmation and reconciliation.

21. Capital Management:

The Company's capital comprises equity share capital, retained earnings and other equity attributable to equity holders. The primary objective of Company's capital management is to maximize shareholders value. The Company manages its capital and makes adjustment to it in the light of the changes in economic and market conditions.

The Company monitors capital using Net Debt to equity ratio, which is net debt divided by total equity. Net debt comprises of long term and short-term borrowings less cash and bank balances. Equity includes equity share capital and reserves that are managed as capital. The Debt-equity ratio at the end of the reporting period was as follows:

(Amount in Lakhs)

Particulars	As at 31st March, 2026	As at 31st March, 2025
Total Debt	44661.04	44792.11
Less: Cash and cash equivalent	18586.90	15047.35
Net Debt	**26067.54**	**29744.76**
Total Equity	**335639.25**	**305995.01**
Net debt to equity ratio	7.76%	9.72%

22. Information of Dividends paid for the year ended 31st March, 2026

During the year, the Company paid a Final Dividend of @ 70% of Equity Share capital i.e. Rs.10/- per equity share amounting to Rs.210 Crore for the Financial year 2024-25. The Company also paid an Interim Dividend for the Financial Year 2025-26 @ 30% of Equity Share capital i.e. Rs.3/- per equity amounting to Rs.90 crore.

23. Additional Regulatory Information

a. Analytical Ratios

Ratio	Numerator	Denominator	As at 31st March 2026	As at 31st March 2025	% Variance *
Current Ratio	Current Assets	Current Liabilities	2.46	2.00	23.15%
Debt – Equity Ratio	Total Debts	Shareholders' equity	0.13	0.15	(13.33)%

Debt Service Coverage Ratio	Earnings for Debt Service (Profit after tax+ Depreciation+ finance cost+ Profit on sale of property, plant and equipment)	Debt Service (Interest + Principal repayments)	10.77	8.74	23.30%
Return on Equity (ROE)	Net Profit	Shareholders' equity	18.80%	18.07%	4.05%
Trade receivables turnover ratio (in times)	Income from Operations	Trade Receivables	12.17	13.48	(9.71%)
Net profit ratio	Net Profit	Total Income	46.55%	46.50%	0.13%
Return on capital employed (ROCE)	Earnings before, exceptional items and taxes	Net worth + debt	28.51%	28.46%	0.21%

All applicable ratios have been disclosed.

*** Reason for variation:**

Current ratio: increased primarily on account of increase in Cash and cash equivalents and Trade receivables.

24. ICTP – Galathea Bay:

The Ministry of Ports, Shipping and Waterways (MoPSW) in its letter No. PD-12018/1/2025-ALHW (374547) dated 17.12.2025 has appointed Kamarajar Port Limited as Concessioning Authority to carry out the development of International Container Terminal Port Project at Galathea Bay, Andaman & Nicobar Islands. The Project is awaiting approval from Cabinet Committee on Economic Affairs (CCEA)..

25. New Labour Code

The Government of India has notified new Labour Codes effective from November 21, 2025. The company has evaluated the impact of the above on the employee cost and related employee benefit provisions carried as at the year end, and based on such assessment, has concluded that the same has no impact in its financial statements for the year ended March 31, 2026.

26. Additional regulatory information required by Schedule III

1. Company does not have any benami property, where any proceeding has been initiated or pending against the Company for holding any benami property.

2. The Company does not have any such transaction which is not recorded in the books of accounts that has been surrendered or disclosed as income during the year in the tax assessments under the Income Tax Act, 1961

3. The Company has not traded or invested in Crypto currency or Virtual Currency during the financial year.

4. The Company has not been declared wilful defaulter by any bank or financial institution or other lender.

5. The Company has no transactions with companies struck off under Companies Act, 2013 or Companies Act, 1956.

6. There are no charges or satisfaction which are yet to be registered with the Registrar of Companies beyond the statutory period.

7. The Company has complied with the number of layers prescribed under the Companies Act, 2013, read with the Companies (Restriction on number of Layers) Rules, 2017

8. No loans or advances in the nature of loans are granted to promoters, directors, KMPs and the related parties (as defined under Companies Act, 2013,) either severally or jointly with any other person.

9. The Company has not entered into any scheme of arrangement which has an accounting impact on current or previous financial year.

27. Previous year's figures have been regrouped wherever necessary.

28. Approval of financial statements

The financial statements were approved by the board of directors and authorised for issue on 25th May, 2026.

For Kamarajar Port Limited

Sd/-
J P Irene Cynthia, I.A.S.,
Chairperson & Managing Director
DIN: 08839241

For M/s. Jasminder Singh & Associates
Chartered Accountants,
FRN.016192N

Sd/-
Kavita Satvi
Chief Financial Officer

Sd/-
R Roopa
Company Secretary & Compliance Officer

Sd/-
CA. Rajat
Partner
M.No. 575195
UDIN: 26575195ZODCGS5772

Place: Chennai
Date : 25.05.2026

Jasminder Singh & Associates
Chartered Accountants
B.O. : 8-D, Crescent Avenue, Seleiypur Camp Road, Tambaram East, Chennai - 600073

CA INDIA

Mob : 098725 - 50827
Off : 91-161-4636550
Web : cajasminder.com
e mail : jasingh123@yahoo.co.in

INDEPENDENT AUDITORS' REPORT

To
The Members of
Kamarajar Port Limited

Report on the Audit of Consolidated Financial Statements

Opinion

1. We have audited the accompanying IND AS Consolidated Financial Statements of **Kamarajar Port Limited (CIN: U45203TN1999PLC043322; PAN: AAACE9013G)** ("the Company") and its **Associates** (the Holding Company and its Associate together referred as "The Group"), which comprise the Consolidated Balance Sheet as at March 31, 2026, the Consolidated Statement of Profit and Loss (including Other Comprehensive Income), the Consolidated Statement of Changes in Equity and the Consolidated Statement of Cash Flows for the year ended and notes to the Consolidated Financial Statements, including summary of significant accounting policies and other explanatory information (hereinafter referred to as the "Consolidated Financial Statements").

2. In our opinion and to the best of our information and according to the explanations given to us, the aforesaid Consolidated Financial Statements give the information required by the Companies Act, 2013 ("the Act") in the manner so required and give a true and fair view in conformity with the Indian Accounting Standards prescribed under section 133 of the Act read with the Companies (Indian Accounting Standards) Rules, 2015, as amended, ("IND AS") and other accounting principles generally accepted in India, of the state of affairs of the Group as at March 31, 2026 and their Consolidated profit including total comprehensive income, Consolidated changes in equity and their cash flows for the year ended on that date.

Basis for Opinion

3. We conducted our audit of the Consolidated Financial Statements in accordance with the Standards on Auditing (SAs) specified under section 143(10) of the Act. Our responsibilities under those Standards are further described in the Auditor's Responsibilities for the Audit of the Consolidated Financial Statements section of our report. We are independent of the Group in accordance with the Code of Ethics issued by the Institute of Chartered Accountants of India (ICAI) together with the ethical requirements that are relevant to our audit of the Consolidated Financial Statements under the provisions of the Act and the Rules made thereunder, and we have fulfilled our other ethical responsibilities in accordance with these requirements and the ICAI's Code of Ethics. We believe that the audit evidence we have obtained is sufficient and appropriate to provide a basis for our audit opinion on the Consolidated Financial Statements.

JASMINDER SINGH & ASSOCIATES FRN-016192N CHENNAI

Emphasis of Matters

4. Reference is invited to Note 31(17)(iii)(a) regarding initiation of arbitration proceedings by one of the BOT operators against the Group during the year stating various claims amounting to a sum of ₹ 1,60,841.07 Lakhs in respect of which counter claims have been filed by the Group and arbitrators appointed by both parties and the status of the arbitration proceedings as at the year end. Accordingly, for reasons mentioned in the said Note, no provision for the claims raised by the BOT operator is considered necessary as at the year end.
5. Reference is invited to Note 9 regarding litigation proceeding against the contractor for which the Group has deposited ₹2,860.83 Lakhs. 75% of the Arbitration award (2107.66 Lakhs) plus interest to Registrar General of High Court.
6. Reference is invited to Note 5.3 (b) regarding non-recognition of Impairment Allowance under the Expected Credit Loss ("ECL") model prescribed under IND-AS 109 in respect of disputed receivables amounting to ₹4,046.59 Lakhs. No ECL assessment is carried out on the aforesaid disputed receivables pending final outcome of Litigation / Arbitration proceedings.
7. Reference is invited to Note 4(a) regarding pending conveyance deed/registration deeds for several of the immovable properties obtained by the Group from Government/ Government owned entities. Further, consideration/ compensation payable to various agencies is yet to be finalized and have not been provided for,

Our opinion is not modified in respect of the matters referred to Paragraphs 4 to 7 above.

Key Audit Matters

8. Key audit matters are those matters that, in our professional judgment, were of most significance in our audit of the Consolidated Financial Statements of the current period. These matters were addressed in the context of our audit of the Consolidated Financial Statements as a whole, and in forming our opinion thereon, and we do not provide a separate opinion on these matters.

Information Other than the Consolidated Financial Statements and Auditor's Report Thereon

9. The Group's Board of Directors is responsible for the preparation of the other information. The other information comprises the information included in the Management Discussion and Analysis, Board's Report including Annexures to Board's Report, Business Responsibility Report, Corporate Governance and Shareholder's Information, but does not include the Consolidated Financial Statements, and our auditor's report thereon.
10. Our opinion on the Consolidated Financial Statements does not cover the other information and we do not express any form of assurance conclusion thereon.

JASMINDER SINGH & ASSOCIATES
FRN-016192N
CHENNAI

11. In connection with our audit of the Consolidated Financial Statements, our responsibility is to read the other information and, in doing so, consider whether the other information is materially inconsistent with the Consolidated Financial Statements or our knowledge obtained during the course of our audit or otherwise appears to be materially misstated.

12. If, based on the work we have performed, we conclude that there is a material misstatement of this other information, we are required to report that fact. We have nothing to report in this regard.

Management's Responsibility for the Consolidated Financial Statements

13. The Holding Group's Board of Directors is responsible for the matters stated in section 134(5) of the Act with respect to the preparation of these Consolidated Financial Statements that give a true and fair view of the Consolidated financial position, Consolidated financial performance, including other comprehensive income, Consolidated changes in equity and cash flows of the Group in accordance with the Indian accounting standards and other accounting principles generally accepted in India. This responsibility also includes maintenance of adequate accounting records in accordance with the provisions of the Act for safeguarding the assets of the Group and for preventing and detecting frauds and other irregularities; selection and application of appropriate accounting policies; making judgments and estimates that are reasonable and prudent; and design, implementation and maintenance of adequate internal financial controls, that were operating effectively for ensuring the accuracy and completeness of the accounting records, relevant to the preparation and presentation of the Consolidated Financial Statements that give a true and fair view and are free from material misstatement, whether due to fraud or error. In preparing the Consolidated Financial Statements, management is responsible for assessing the Group's ability to continue as a going concern, disclosing, as applicable, matters related to going concern and using the going concern basis of accounting unless management either intends to liquidate the Group or to cease operations, or has no realistic alternative but to do so.

14. The Board of Directors are also responsible for overseeing the Group's financial reporting process.

Auditor's Responsibilities for the Audit of the Consolidated Financial Statements

15. Our objectives are to obtain reasonable assurance about whether the Consolidated Financial Statements as a whole are free from material misstatement, whether due to fraud or error, and to issue an auditor's report that includes our opinion. Reasonable assurance is a high level of assurance, but is not a guarantee that an audit conducted in accordance with SAs will always detect a material misstatement when it exists. Misstatements can arise from fraud or error and are considered material if, individually or in the aggregate, they could reasonably be expected to influence the economic decisions of users taken on the basis of these Consolidated Financial Statements.

JASMINDER SINGH & ASSOCIATES CHENNAI FRN-016192N

16. As part of an audit in accordance with SAs, we exercise professional judgment and maintain professional skepticism throughout the audit. We also:

- Identify and assess the risks of material misstatement of the Consolidated Financial Statements, whether due to fraud or error, design and perform audit procedures responsive to those risks, and obtain audit evidence that is sufficient and appropriate to provide a basis for our opinion. The risk of not detecting a material misstatement resulting from fraud is higher than for one resulting from error, as fraud may involve collusion, forgery, intentional omissions, misrepresentations, or the override of internal control.
- Obtain an understanding of internal financial controls relevant to the audit in order to design audit procedures that are appropriate in the circumstances. Under section 143(3)(i) of the Act, we are also responsible for expressing our opinion on whether the Group has adequate internal financial controls system in place and the operating effectiveness of such controls.
- Evaluate the appropriateness of accounting policies used and the reasonableness of accounting estimates and related disclosures made by management.
- Conclude on the appropriateness of management's use of the going concern basis of accounting and, based on the audit evidence obtained, whether a material uncertainty exists related to events or conditions that may cast significant doubt on the Group's ability to continue as a going concern. If we conclude that a material uncertainty exists, we are required to draw attention in our auditor's report to the related disclosures in the Consolidated Financial Statements or, if such disclosures are inadequate, to modify our opinion. Our conclusions are based on the audit evidence obtained up to the date of our auditor's report. However, future events or conditions may cause the Group to cease to continue as a going concern.
- Evaluate the overall presentation, structure and content of the Consolidated Financial Statements, including the disclosures, and whether the Consolidated Financial Statements represent the underlying transactions and events in a manner that achieves fair presentation.

17. Materiality is the magnitude of misstatements in the Consolidated Financial Statements that, individually or in aggregate, makes it probable that the economic decisions of a reasonably knowledgeable user of the Consolidated Financial Statements may be influenced. We consider quantitative materiality and qualitative factors in (i) planning the scope of our audit work and in evaluating the results of our work; and (ii) to evaluate the effect of any identified misstatements in the Consolidated Financial Statements.

JASMINDER SINGH & ASSOCIATES
FRN-016192N
CHENNAI

18. We communicate with those charged with governance regarding, among other matters, the planned scope and timing of the audit and significant audit findings, including any significant deficiencies in internal control that we identify during our audit.

19. We also provide those charged with governance with a statement that we have complied with relevant ethical requirements regarding independence, and to communicate with them all relationships and other matters that may reasonably be thought to bear on our independence, and where applicable, related safeguards.

20. From the matters communicated with those charged with governance, we determine those matters that were of most significance in the audit of the Consolidated Financial Statements of the current period and are therefore the key audit matters. We describe these matters in our auditor's report unless law or regulation precludes public disclosure about the matter or when, in extremely rare circumstances, we determine that a matter should not be communicated in our report because the adverse consequences of doing so would reasonably be expected to outweigh the public interest benefits of such communication.

Other Matter

We did not audit the financial statements and financial information of Associate included in the Consolidated Financial Statements for the year ended on 31.03.2026. Those financial statements have been audited by their respective Independent Auditor, whose reports have been furnished to us by the management and our opinion on the consolidated financial statements, in so far as it relates to the amounts and disclosures included in respect of the Associate and our report in terms of sub sections (3) of Section 143 of the Act, in so far as it relates to the aforesaid Associate, is based solely on the reports of the other auditor.

Our opinion on the consolidated financial statements above and our report on Other Legal and Regulatory Requirements below, is not modified in respect of the above matters with respect to our reliance on the work done and the reports of the other auditor.

Report on Other Legal and Regulatory Requirements

21. As required under section 143(5) of the Act, 2013, we give in the Annexure A, our report on the directions/sub-directions issued by the Comptroller and Auditor General of India.

22. As required by the Companies (Auditor's Report) Order, 2020 ("The order") issued by the Central Government of India in terms of sub-section 11 of section 143 of the Act, we give in the Annexure B, a statement on the matters specified in Paragraphs 3 and 4 of the Order, to the extent applicable.

23. As required by section 143(3) of the Act, we report that:

a) We have sought and obtained all the information and explanations which to the best of our knowledge and belief were necessary for the purposes of our audit;

JASMINDER SINGH & ASSOCIATES CA FRN-016192N CHENNAI

b) In our opinion, proper books of account as required by law have been kept by the Group so far as appears from our examination of those books;

c) The Consolidated Balance Sheet, the Consolidated Statement of Profit and Loss including Other Comprehensive Income, Consolidated Statement of Changes in Equity and the Consolidated Statement of Cash Flows dealt with by this Report are in agreement with the books of account.

d) In our opinion, the aforesaid Consolidated Financial Statements comply with the Indian Accounting Standards specified under Section 133 of the Companies Act, 2013, read with Rule 7 of the Companies (Accounts) Rules, 2014.

e) On the basis of the written representations received from the directors as on March 31, 2026 taken on record by the Board of Directors, none of the directors is disqualified as on March 31, 2026 from being appointed as a director in terms of Section 164(2) of the Act.

f) With respect to the adequacy of the internal financial control over financial reporting of the Group and the operating effectiveness of such control, refer to our separate report in "Annexure C". Our report expresses an Un-modified opinion on the adequacy and operating effectiveness of the Group's internal financial controls over financial reporting.

g) With respect to the other matters to be included in the Auditor's Report in accordance with the requirements of section 197(16) of the Act, as amended, in our opinion and to the best of our information and according to the explanations given to us, the remuneration paid by the Group to its directors during the year is in accordance with the provisions of section 197 of the Act.

h) With respect to the other matters to be included in the Auditor's report in accordance with rule 11 of the Companies (Audit and Auditors) Rules, 2014, in our opinion and to the best of our information and according to the explanations given to us:

   i. The Group has disclosed the impact of pending litigations on its financial position in its Consolidated Financial Statements vide Note Reference 30(15).

   ii. The Group has made provision, as required under the applicable law or accounting standards, for material foreseeable losses, if any, on long-term contracts including derivative contracts.

   iii. There has been no delay in transferring amounts, required to be transferred, to the Investor Education and Protection Fund by the Group.

   iv. (a) The Management has represented that, to the best of its knowledge and belief, no funds (which are material either individually or in the aggregate) have been advanced or loaned or invested (either from borrowed funds or share premium

JASMINDER SINGH & ASSOCIATES
FRN-016192N
CHENNAI

or any other sources or kind of funds) by the Group to or in any other person or entity, including foreign entity ("Intermediaries"), with the understanding, whether recorded in writing or otherwise, that the Intermediary shall, whether, directly or indirectly lend or invest in other persons or entities identified in any manner whatsoever by or on behalf of the Group ("Ultimate Beneficiaries") or provide any guarantee, security or the like on behalf of the Ultimate Beneficiaries;

(b) The Management has represented, that, to the best of its knowledge and belief, no funds (which are material either individually or in the aggregate) have been received by the Group from any person or entity, including foreign entity ("Funding Parties"), with the understanding, whether recorded in writing or otherwise, that the Group shall, whether, directly or indirectly, lend or invest in other persons or entities identified in any manner whatsoever by or on behalf of the Funding Party ("Ultimate Beneficiaries") or provide any guarantee, security or the like on behalf of the Ultimate Beneficiaries;

(c) Based on the audit procedures that have been considered reasonable and appropriate in the circumstances, nothing has come to our notice that has caused us to believe that the representations under sub-clause (i) and (ii) of Rule 11(e), as provided under (a) and (b) above, contain any material misstatement.

v. As stated in Note 30 (20) to the Consolidated Financial Statements

(a) The final dividend proposed for the previous year, declared and paid by the Kamarajar Port Limited during the year is in accordance with Section 123 of the Act, as applicable.

vi. Group is maintaining books of account using accounting software which has a feature of recording audit trail (edit log) facility.

For M/s Jasminder Singh & Associates
Chartered Accountants
FRN. 016192N

JASMINDER SINGH & ASSOCIATES FRN-016192N CHENNAI

CA. Rajat
Partner
M. No. 575195

Place : Chennai
Date : 25.05.2026
UDIN: 26575195XIZXRL1051

ANNEXURE 'A' TO THE INDEPENDENT AUDITOR'S REPORT

Annexure referred to in paragraph 19 under the heading "Report on Other Legal and Regulatory Requirements" of our Independent Auditors Report of even date on the Financial Statement of Kamarajar Port Limited for the year ended 31st March 2026.

1	Whether the Group has system in place to process all the accounting transactions through IT system? If no, the implications of processing of accounting transactions outside IT system on the integrity of accounts along with the financial implications, if any, maybe stated	The Group has system in place to process all the accounting transactions through IT system.
2	Whether there is any restructuring of an existing loan or cases of waiver/write off of debts/loan/interest etc. made by a lender to the Group due to the Group's inability to repay the loan? If yes, the financial impact maybe stated	There are no cases of restructuring of an existing loan or cases of waiver/write off of debts/loan/interest etc. made by a lender to the Group due to the Group's inability to repay the loan.
3	Whether funds received/receivable for specific schemes from Central/State agencies were properly accounted for/utilized as per its term and conditions? List the cases of Deviation	During the year under review, the Group has not received funds for specific schemes from Central/State agencies.

For M/s Jasminder Singh & Associates
Chartered Accountants
FRN. 016192N

JASMINDER SINGH & ASSOCIATES CHENNAI FRN-016192N

CA. Rajat
Partner
M. No. 575195

Place : Chennai
Date : 25.05.2026
UDIN: 26575195XIZXRL1051

ANNEXURE 'B' TO THE INDEPENDENT AUDITOR'S REPORT

(Referred to in paragraph 20 under 'Report on Other Legal and Regulatory Requirements' section of our report to the Members of Kamarajar Port Limited of even date)

1. (a) (I) the Company is maintaining proper records including quantitative details of Property, Plant and Equipment.

   (ii) The Company is maintaining proper records showing full particulars of Intangible assets.

   (b) The Company has a program of verification to cover all the items of Property, Plant and Equipment in a phased manner which, in our opinion, is reasonable having regard to the size of the Company and the nature of its assets. Pursuant to the program, Property, Plant and Equipment were physically verified by the management during the year. According to the information and explanations given to us, no material discrepancies were noticed on such verification.

   (c) The Company owns land measuring 2,784.735 acres acquired from TIDCO (950.00 acres), TNEB (995.05 acres), Salt Department, Ministry of Commerce, Government of India (712.42 acres) and Government of Tamil Nadu (32.65 acres) and Government Poramboke Land (97.15 acres), which are under the possession of the Company. Further, out of the total land area owned, 2,784.735 acres including 295.445 acres procured from TIDCO, 995.05 acres from TANGEDCO, 712.42 acres from Salt Department have been registered in the name of the Company and patta has been obtained for 32.65 acres procured from Government of Tamil Nadu and in respect of the balance, registration / transfer is in process.

   (d) According to the information and explanations given to us and on the basis of our examination of the records of the Company, the Company has not revalued its property, plant and equipment (including right of use assets) or intangible assets or both during the year.

   (e) No proceedings have been initiated or are pending against the Company for holding any benami property under the Benami Transactions (Prohibition) Act, 1988 (45 of 1988) and rules made thereunder. Accordingly, reporting under clause 3(i)(e) of the Order is not applicable to the Company.

JASMINDER SINGH & ASSOCIATES
FRN-016192N
CHENNAI

2. (a) Inventory was physically verified by the management during the year. According to the information and explanation given to us and based on Audit procedure performed by us, we are of the opinion that the coverage and procedure of such verification by the management is appropriate and no material discrepancy of 10% or more in the aggregate of for each class of inventory were noticed.

(b) According to the information and explanations given to us and on the basis of our examination of the records of the Company, the Company has not been sanctioned working capital limits in excess of five crore rupees, in aggregate, from banks or financial institutions on the basis of the security of current assets at any point of time during the year. Accordingly, clause 3(ii)(b) of the Order is not applicable to the Company.

3. (a) During the year, the Company has not provided any loans or provided any advances in the nature of loans, or guarantee, or security to any other entity. Accordingly, reporting under clauses 3(iii)(a) and 3(iii)(e) of the Order is not applicable to the Company.

(b) The investments made, guarantees provided, security given and terms and conditions of the grant of all loans and advances in the nature of loans and guarantees provided are not, prima facie, prejudicial to the Company's interest.

(c) The Company does not have any outstanding loans and advances in the nature of loans at the beginning of the year nor has granted any loans or advances in the nature of loans during the year. Accordingly, reporting under clauses 3(iii)(c), 3(iii)(c), 3(iii)(e) and 3(iii)(f) of the Order is not applicable to the Company.

4. According to the information and explanations given to us and based on the audit procedures conducted by us, the Group has neither made any investments nor has it given loans or provided guarantee or security in violation of Sections 185 & 186 of the Companies Act.

5. The Group has not accepted any deposits or amounts which are deemed to be deposits within the directives issued by the Reserve Bank of India and the provisions of sections 73 to 76 or any other relevant provisions of the Companies Act. Accordingly, provisions of clause 3(v) of the Order are not applicable.

JASMINDER SINGH & ASSOCIATES
FRN-016192N
CHENNAI

6. As per the information and explanation given to us, the Central Government has not prescribed the maintenance of cost records under sub-section (1) of section 148 of the Companies Act for any of the services rendered by the Company. Accordingly, clause 3(vi) of the Order is not applicable.

7. (a) According to the information and explanation given to us and as per our examination of the records of the Group, the Group has been generally regular in depositing undisputed statutory dues including Goods and Service Tax, provident fund, employees' state insurance, income-tax, duty of customs, duty of excise, value added tax, cess and any other statutory dues to the appropriate authorities.

There were no undisputed amounts payable in respect of Goods and Service tax, Provident Fund, Employees' State Insurance, Income Tax, duty of Custom, duty of Excise, Value Added Tax, Cess and other material statutory dues in arrears as at March 31, 2026 for a period of more than six months from the date they became payable.

(b) According to the information and explanation given to us and as per our verification of the records of the Group, the following disputed amounts of tax/ duty have not been deposited with appropriate authorities as at 31st March 2026.

Statute	**Nature of dues**	**Amount (Rs in Lakhs)**	**Period to which the amount relates**	**Forum to which amount is pending**	**Remarks if any**
Goods and Service tax	GST	1,656.29**	FY 2017-18 to 2021-22	JC (Appeals)	Nil

** - Against this, the Group has paid a sum of Rs. 101.18 Lakhs under protest

8. According to information and explanation given to us and as per our examination of the records of the Group, the Group has not surrendered or disclosed any transactions, previously unrecorded as income in the books of account, in the tax assessments under the Income Tax Act, 1961 as income during the year.

9. (a) According to information and explanation given to us and as per our examination of the records of the Group, the Group has not defaulted in repayment of loans or other borrowings or in the payment of interest thereon to any lender.

(b) According to the information and explanations given to us and on the basis of our examination of the records of the Company, the Company has not been declared a willful defaulter by any bank or financial institution or government or government authority.

JASMINDER SINGH & ASSOCIATES FRN-016192N CHENNAI

(c) In our opinion and according to the information and explanations given to us, the company has utilized the money obtained by way of term loans during the year for the purposes for which they were obtained.

(d) According to the information and explanations given to us, and the procedures performed by us, and on an overall examination of the finance statements of the company, we report that no funds raised on short-term basis have been used for long-term purposes by the company.

(e) According to the information and explanations given to us and on an overall examination of the Consolidated Financial Statements of the company, we report that the company has not taken any funds from any entity or person on account of or to meet the obligations of its subsidiaries, associates or joint ventures.

(f) According to the information and explanations given to us and procedures performed by us, we report that the company has not raised loans during the year on the pledge of securities held in its subsidiaries, joint ventures or associate companies.

10. (a) The Company has not raised any moneys by way of initial public offer or further public offer (including debt instruments) accordingly, clause 3(x) (a) of the Order is not applicable.

(b) According to the information and explanations given to us and on the basis of our examination of the records of the Company, the Company has not made any preferential allotment or private placement of shares or fully or partly convertible debentures during the year. Accordingly, clause 3(x) (b) of the Order is not applicable.

11. (a) To the best of our knowledge and according to the information and explanations given to us, no fraud by the Company or on the Company has been noticed or reported during the period covered by our audit.

(b) No report under sub-section (12) of section 143 of the Companies Act has been filed in Form ADT-4 as prescribed under rule 13 of Companies (Audit and Auditors) Rules, 2014 with the Central Government, during the year and upto the date of this report.

(c) According to the information and explanations given to us including the representation made to us by the management of the Company, there are no whistle-blower complaints received by the Company during the year

12. The Company is not a Nidhi company and accordingly, paragraph 3(xii) of the Order is not applicable.

13. According to the information and explanations given to us and based on our examination of the records of the Company, transactions with the related parties are in compliance with sections 177 and 188 of the Act where applicable and details of such

JASMINDER SINGH & ASSOCIATES CA FRN-016192N CHENNAI

transactions have been disclosed in the Consolidated Financial Statements as required by the applicable Indian accounting standards.

14. (a) In our opinion and based on our examination, the company has an internal audit system commensurate with the size and nature of its business.

(b) We have considered, the internal audit reports for the year under audit, issued to the Company during the year and till date, in determining the nature, timing and extent of our audit procedures.

15. According to the information and explanations given to us and based on our examination of the records of the Company, the Company has not entered into non-cash transactions with directors or persons connected with him. Accordingly, paragraph 3(xv) of the Order is not applicable.

16. (a) In our opinion, the Company is not required to be registered under section 45-IA of the Reserve Bank of India Act, 1934. Hence, reporting under clause 3(xvi)(a), (b) and (c) of the Order is not applicable.

(b) In our opinion, there is no core investment company within the Group (as defined in the Core Investment Companies (Reserve Bank) Directions, 2016) and accordingly reporting under clause 3(xvi) (d) of the Order is not applicable.

17. The company has not incurred cash losses in the financial year and in the immediately preceding financial year.

18. There has been no resignation of the statutory auditors during the year. Accordingly, clause 3(xviii) of the Order is not applicable.

19. On the basis of the financial ratios, ageing and expected dates of realisation of financial assets and payment of financial liabilities, other information accompanying the Consolidated Financial Statements, the auditor's knowledge of the Board of Directors and management plans, we are of the opinion that no material uncertainty exists as on the date of the audit report that company is capable of meeting its liabilities existing at the date of balance sheet as and when they fall due within a period of one year from the balance sheet date.

20. (a) In respect of other than ongoing projects, the company has transferred unspent amount to a Fund specified in Schedule VII to the Companies Act, 2013 within a period of six months of the expiry of the financial year in compliance with second proviso to sub-section (5) of section 135 of the said Act.

(b) In respect of ongoing projects, the Kamarajar Port Limited has transferred unspent Corporate Social Responsibility (CSR) amount as at the end of the previous financial

JASMINDER SINGH & ASSOCIATES FRN-016192N CHENNAI

year, to a Special account within a period of 30 days from the end of the said financial year in compliance with the provision of section 135(6) of the Act.

21. The reporting under Clause 3(xxi) of the Order is not applicable in respect of audit of the Consolidated Financial Statements. Accordingly, no comment in respect of the said clause has been included in this report.

For M/s Jasminder Singh & Associates
Chartered Accountants
FRN. 016192N

JASMINDER SINGH & ASSOCIATES
FRN-016192N
CHENNAI

CA. Rajat
Partner
M. No. 575195

Place : Chennai
Date : 25.05.2026
UDIN: 26575195XIZXRL1051

ANNEXURE - C TO THE INDEPENDENT AUDITORS' REPORT

(Referred to in paragraph 21(f) under 'Report on Other Legal and Regulatory Requirements' section of our report to the Members of Kamarajar Port Limited of even date)

Report on the Internal Financial Controls under Clause (i) of Sub-section 3 of Section 143 of the Companies Act, 2013 ("the Act")

We have audited the internal financial controls over financial reporting of **M/s Kamarajar Port Limited** ("the Company") and its **Associates** (the Holding Company and its Associate together referred as "The Group"), (as of 31st March 2026 in conjunction with our audit of the Consolidated Financial Statements of the Group for the year ended on that date.

Management's Responsibility for Internal Financial Controls

The Group's management is responsible for establishing and maintaining internal financial controls based on the internal control over financial reporting criteria established by the Group considering the essential components of internal control stated in the Guidance Note on Audit of Internal Financial Controls over Financial Reporting issued by the Institute of Chartered Accountants of India ('ICAI'). These responsibilities include the design, implementation and maintenance of adequate internal financial controls that were operating effectively for ensuring the orderly and efficient conduct of its business, including adherence to Group's policies, the safeguarding of its assets, the prevention and detection of frauds and errors, the accuracy and completeness of the accounting records, and the timely preparation of reliable financial information, as required under the Act.

Auditors' Responsibility

Our responsibility is to express an opinion on the Group's internal financial controls over financial reporting based on our audit. We conducted our audit in accordance with the Guidance Note on Audit of Internal Financial Controls Over Financial Reporting (the "Guidance Note") and the Standards on Auditing, issued by ICAI and deemed to be prescribed under section 143(10) of the Companies Act, 2013, to the extent applicable to an audit of internal financial controls, both applicable to an audit of Internal Financial Controls and, both issued by the Institute of Chartered Accountants of India. Those Standards and the Guidance Note require that we comply with ethical requirements and plan and perform the audit to obtain reasonable assurance about whether adequate internal financial controls over financial reporting was established and maintained and if such controls operated effectively in all material respects.

JASMINDER SINGH & ASSOCIATES FRN-016192N CHENNAI

Our audit involves performing procedures to obtain audit evidence about the adequacy of the internal financial controls system over financial reporting and their operating effectiveness. Our audit of internal financial controls over financial reporting included obtaining an understanding of internal financial controls over financial reporting, assessing the risk that a material weakness exists, and testing and evaluating the design and operating effectiveness of internal control based on the assessed risk. The procedures selected depend on the auditor's judgment, including the assessment of the risks of material misstatement of the Consolidated Financial Statements, whether due to fraud or error.

We believe that the audit evidence we have obtained is sufficient and appropriate to provide a basis for our audit opinion on the Group's internal financial controls system over financial reporting.

Meaning of Internal Financial Controls over Financial Reporting

A Group's internal financial control over financial reporting is a process designed to provide reasonable assurance regarding the reliability of financial reporting and the preparation of Consolidated Financial Statements for external purposes in accordance with generally accepted accounting principles. A Group's internal financial control over financial reporting includes those policies and procedures that (1) pertain to the maintenance of records that, in reasonable detail, accurately and fairly reflect the transactions and dispositions of the assets of the Group; (2) provide reasonable assurance that transactions are recorded as necessary to permit preparation of Consolidated Financial Statements in accordance with generally accepted accounting principles, and that receipts and expenditures of the Group are being made only in accordance with authorizations of management and directors of the Group; and (3) provide reasonable assurance regarding prevention or timely detection of unauthorized acquisition, use, or disposition of the Group's assets that could have a material effect on the Consolidated Financial Statements.

Inherent Limitations of Internal Financial Controls over Financial Reporting

Because of the inherent limitations of internal financial controls over financial reporting, including the possibility of collusion or improper management override of controls, material misstatements due to error or fraud may occur and not be detected. Also, projections of any evaluation of the internal financial controls over financial reporting to future periods are subject to the risk that the internal financial control over financial reporting may become inadequate because of changes in conditions, or that the degree of compliance with the policies or procedures may deteriorate.

JASMINDER SINGH & ASSOCIATES
FRN-018192N
CHENNAI

Opinion

In our opinion, the Group has, in all material respects, an adequate internal financial controls system over financial reporting and such internal financial controls over financial reporting were operating effectively as at 31st March 2026, based on the internal control over financial reporting criteria established by the Group considering the essential components of internal control stated in the Guidance Note on Audit of Internal Financial Controls Over Financial Reporting issued by the Institute of Chartered Accountants of India.

For M/s Jasminder Singh & Associates
Chartered Accountants
FRN. 016192N

JASMINDER SINGH & ASSOCIATES
FRN-016192N
CHENNAI

Place : Chennai
Date : 25.05.2026
UDIN:26575195XIZXRL1051

CA. Rajat
Partner
M. No. 575195

Kamarajar Port Limited
CIN:U45203TN1999PLC043322
(A Company of Chennai Port Authority)
"Jawahar Buildings", No.17, Rajaji salai, Chennai 600 001.

CONSOLIDATED BALANCE SHEET AS AT 31st MARCH, 2026

(Rupees in lakhs)

Particulars	Note No	As at March 31, 2026	As at March 31, 2025	As at April 1, 2024
		Audited	Restated	Restated
ASSETS				
Non-current assets				
(a) Property, Plant and Equipment	4	3,41,962.68	3,22,190.39	3,12,955.22
(b) Capital work-in-progress	5	37,007.47	18,446.86	27,438.85
(c) Right- of- Use Assets	4 A	1,722.44	1,639.03	1,738.53
(d) Other intangible assets	6	871.39	264.95	169.62
(e) Financial Assets				
(i) Investments	7	4,197.86	4,175.43	4,188.31
(ii) Loans	8	676.51	532.21	297.35
(iii) Other financial assets	9	257.36	442.82	442.82
(f) Tax Assets (Net)	14	-	3,258.35	3,261.60
(g) Other Non Current Assets	11	2,595.31	7,217.09	7,634.87
Total non-current assets		**3,89,291.02**	**3,58,167.12**	**3,58,127.17**
Current Assets				
(a) Inventories	12	174.49	-	
(b) Financial Assets				
(i) Trade receivables	12A	10,181.48	9,352.57	7,537.95
(ii) Cash & cash equivalents	13A	18,586.90	15,047.35	4,080.19
(iii) Bank balances other than cash and cash equivalents	13B	22,200.00	13,000.00	8,000.00
(iv) Loans	8	73.91	129.71	122.42
(v) Other Financial Assets	9	3,377.65	3,201.02	261.63
(b) Other Current Assets	11	5,339.83	3,082.63	1,587.86
Total current assets		**59,934.26**	**43,813.29**	**21,590.05**
Total Assets		**4,49,225.28**	**4,01,980.42**	**3,79,717.22**
EQUITY AND LIABILITIES				
Equity				
(a) Equity Share Capital	15	30,000.00	30,000.00	30,000.00
(b) Other Equity		3,05,637.25	2,75,993.01	2,61,086.98
Total Equity		**3,35,637.25**	**3,05,993.01**	**2,91,086.98**
Liabilities				
Non-current liabilities				
(a) Financial Liabilities				
(i) Borrowings	16	41,859.79	41,490.86	44,783.19
(ii) Other Financial Liabilities	17	768.28	671.47	570.69
(b) Provisions	18	-	-	-
(c) Deferred Tax Liabilities (Net)	10	40,209.46	24,997.43	9,675.02
(d) Other non-current liabilities	19	6,359.80	6,868.85	6,390.52
Total non-current liabilities		**89,197.33**	**74,028.60**	**61,419.42**
Current liabilities				
(a) Financial Liabilities				
(i) Borrowings	16	2,801.25	3,301.25	3,301.25
(ii) Trade payables				
-Total outstanding dues of Micro enterprises and Small enterprises	20	960.84	638.48	1,605.69
-Total outstanding dues of creditors other than Micro enterprises and Small enterprises	20	7,689.60	5,091.84	6,536.62
(iii) Other Financial Liabilities	17	807.91	738.58	431.55
(b) Other current liabilities	19	7,959.88	8,359.43	6,465.51
(c) Provisions	18	3,381.79	3,829.23	8,870.19
(d) Tax Liabilities(Net)	14	789.45	-	
Total current liabilities		**24,390.70**	**21,958.81**	27,210.82
Total Equity and Liabilities		**4,49,225.28**	**4,01,980.42**	**3,79,717.22**
Notes to Accounts	31			
Material Accounting Policies and key accounting estimates and judgements	1 to 3			

See accompanying notes to financial statements

For KAMARAJAR PORT LIMITED

J P IRENE CYNTHIA I.A.S.,
Chairperson & Managing Director
DIN : 08839241

Bsati

Bhavya Satvi
Chief Financial Officer

R.Roopa
Company Secretary &
Compliance Officer

Place : Chennai
Date : 25th May, 2026

For M/s Jasminder Singh & Associates
Chartered Accountants,
Firm Reg.No.- 016192N

JASMINDER SINGH & ASSOCIATES
FRN-016192N
CHENNAI

CA. Rajat
Partner
M. No. 575195
UDIN: 26575195XIZXRL1034

FINANCE & ACCOUNTS DEPT.
KAMARAJAR PORT LIMITED

Kamarajar Port Limited
(A Mini Ratna Govt. of India Undertaking)
CIN:U45203TN1999PLC043322
(A Company of Chennai Port Authority)
"Jawahar Buildings", No.17, Rajaji salai, Chennai 600 001.

CONSOLIDATED STATEMENT OF PROFIT AND LOSS FOR THE YEAR ENDED 31ST MARCH 2026

(Rupees in lakhs)

Particulars	Note No.	Year ended 31st March 2026	Year ended 31st March 2025
i) Revenue From Operations	21	1,23,914.97	1,13,841.57
ii) Other Income	22	4,132.58	2,182.96
Total Income		1,28,047.54	1,16,024.52
Expenses			
i) Operating Cost	23	11,812.60	10,834.67
ii) Employee Benefits Expense	24	2,550.80	2,438.75
iii) Finance Costs	25	4,103.46	4,366.81
iv) Depreciation and Amortization Expense	26	10,688.28	8,697.91
v) Other Expenses	27	6,521.34	5,932.79
Total expenses		35,676.48	32,270.95
Profit/(loss) before Exceptional items and tax		92,371.06	83,753.58
Exceptional Items	28	-	-
Profit/(loss) before tax and Share of net profits of investments accounted using equity method		92,371.06	83,753.58
Share of net profits/(loss) of investments accounted using equity method	30	-	-
Profit/(loss) before tax		92,371.06	83,753.58
Tax expense			
(1) Current Tax	10	29,917.49	26,556.13
(2) Deferred Tax	10	2,849.98	3,264.92
		32,767.47	29,821.05
Profit for the period		59,603.60	53,932.53
Other Comprehensive Income			
i) Items that will not be reclassified to profit or loss			
Remeasurements of the defined benefit plans		40.04	(27.86)
Income tax expense on remeasurement benefit/(loss) of defined benefit plans	10	(13.99)	9.73
ii) Change in fair value of Equity instruments		22.43	(12.88)
Income Tax expense on change in fair value of equity instruments		(7.84)	4.50
Other Comprehensive Income		40.64	(26.50)
Total Comprehensive Income for the period/Year		59,644.24	53,906.03
Profit for the Period/Year			
Attributable to:			
Equity holders of the parent		59,603.60	53,932.53
Non Controlling interests		-	-
Other Comprehensive Income/(Loss) for the Period/Year			
Attributable to:			
Equity holders of the parent		40.64	-26.50
Non Controlling interests		-	-
Total Comprehensive Income for the period/Year			
Attributable to:			
Equity holders of the parent		59,644.24	53,906.03
Non Controlling interests		-	-
Earnings per equity share			
(1) Basic	29	19.87	17.98
(2) Diluted		19.87	17.98
Notes to Accounts	31		
Material Accounting Policies and key accounting estimates and	1 to 3		
See accompanying notes to financial statements			

For KAMARAJAR PORT LIMITED

J P IRENE CYNTHIA I.A.S.,
Chairperson & Managing Director
DIN : 08839241

Kavita Satvi
Chief Finanical Officer

N Roopa
Company Secretary &
Compliance Officer

Place : Chennai
Date : 25th May, 2026

For M/s Jasminder Singh & Associates
Chartered Accountants,
Firm Reg No. 016192N

CA. Rajat
Partner
M. No. 575195
UDIN: 26575195XIZXRL1051

FINANCE & ACCOUNTS DEPT. KAMARAJAR PORT LIMITED

JASMINDER SINGH & ASSOCIATES FRN-016192N CHENNAI

Kamarajar Port Limited
CIN:U45203TN1999PLC043322
(A company of Chennai Port Authority)
"Jawahar Buildings", No.17, Rajaji salai, Chennai 600 001.

CONSOLIDATED STATEMENT OF CASH FLOWS FOR THE YEAR ENDED 31ST MARCH 2026

(Rupees in lakhs)

Particulars	For the Year Ended 31st March 2026	For the Year Ended 31st March 2025
A. Cash Flow from Operating Activities		
Net Profit Before Tax	92,371.06	83,753.58
Adjustment for:-		
Provision for Gratuity and Leave Encashment	65.72	75.32
Profit on Sale of Property, Plant and Equipment	(283.86)	-
Loss on Sale of Property, Plant and Equipment	5.95	
Loss on Asset decapitalisation	196.92	
Depreciation & Amortisation Expenses	10,688.28	8,697.91
Finance Costs	4,097.83	4,362.32
Provision of Expected Credit Loss	24.46	-
Interest Income	(2,658.80)	(1,709.84)
Upfront Development Income	(61.45)	(74.79)
Operating Profit before Working Capital Changes	**1,04,446.13**	**95,104.51**
Adjustment for:-		
Other Financial Liabilities (Non-Current)	96.81	100.78
Other current liabilities	(509.05)	478.33
Trade Receivables	(853.37)	(1,814.61)
Other Financial Assets	(4,703.52)	(2,860.83)
Other non-current Assets	4,621.78	(216.39)
Other Current Assets including inventories	(2,431.69)	(1,570.10)
Trade payables	2,920.11	(2,411.99)
Other Financial Liabilities	69.33	307.02
Other liabilities	(338.10)	1,968.71
Provisions	(473.12)	(5,058.15)
Cash generated from Operating Activities	**1,02,845.31**	**84,027.27**
Income Tax (Paid)/ Refund	(13,529.47)	(14,481.15)
Net Cash (used in)/generated from Operating Activities	**89,315.84**	**69,546.12**
B. Cash Flow from Investment Activities		
Purchase of Property, Plant & Equipment, Intangible Assets, CWIP	(45,215.21)	(8,302.77)
Loans (given) /collection - Housing and Vehicle (Net)	(88.51)	(242.15)
Interest Received	2,658.80	1,631.27
(Investments)/Proceeds from Redemption of Deposits	(9,200.00)	(5,000.00)
Sale proceeds of Property, Plant and Equipment	297.53	-
Net Cash (used in)/ generated by Investing Activities	**(51,547.39)**	**(11,913.65)**
C. Cash Flow from Financing Activities		
Dividend paid	(30,000.00)	(39,000.00)
Loans repaid/borrowed	(131.07)	(3,292.33)
Interest Paid	(4,097.83)	(4,372.99)
Net Cash From / (used in) Financing Activities	**(34,228.90)**	**(46,665.32)**
D. Net increase/ (decrease) in Cash & Cash equivalents	**3,539.55**	**10,967.15**
E. Opening Cash & Cash Equivalents	15,047.35	4,080.19
F. Closing Cash & Cash Equivalents	**18,586.90**	**15,047.35**

1. Refer Note 13A

2 Non cash financing and investing activities	Nil	Nil

For KAMARAJAR PORT LIMITED

J P IRENE CYNTHIA I.A.S.,
Chairperson & Managing Director
DIN : 08839241

Kavita Satvi
Chief Finanical Officer

R. Roopa
Company Secretary &
Compliance Officer

Place : Chennai
Date : 25th May, 2026

For M/s Jasminder Singh & Associates
Chartered Accountants
Firm Reg.No.- 016192N

CA. Rajat
Partner
M. No. 575195
UDIN: 26575195XIZXRL1051

JASMINDER SINGH & ASSOCIATES CHENNAI FRN-016192N

FINANCE & ACCOUNTS DEPT. KAMARAJAR PORT LIMITED

Kamarajar Port Limited
CIN:U45203TN1999PLC043322
(A Company of Chennai Port Authority)

Consolidated Statement of Changes In Equity - for the period ended 31st March 2026

Equity Share Capital

Balance as at April 1, 2025	Changes in equity share capital during the year	Balance as at March 31, 2026
30,000	-	30,000

Balance as at April 1, 2024	Changes in share capital during the year	Balance as at Mar 31, 2025
30,000	-	30,000

Other Equity

For the year ended 31st March, 2026

Particulars	Debenture Redemption Reserve	Reserves and Surplus		Other Components of Equity		Total
		General Reserve	Retained Earnings	Remeasurement of Net Defined benefit Liability / Asset	FVTOCI - Investments	
	(Rupees in lakhs)					
Balance at the beginning of the reporting period	5,501.81	7,902.00	2,64,646.53	(117.61)	(1,939.72)	**2,75,993.01**
Changes in accounting policy /Prior period errors	-	-	-	-	-	-
Total Comprehensive Income for the Year	-	-	59,603.60	26.05	14.59	**59,644.24**
Transfer from Retained Earnings	456.86	-	(456.86)	-	-	-
Final Dividend - FY. 2024-25	-	-	(21,000.00)	-	-	**(21,000.00)**
Interim Dividend - FY. 2025-26	-	-	(9,000.00)	-	-	**(9,000.00)**
Balance at the end of the reporting period	5,958.67	7,902.00	2,93,793.27	(91.56)	(1,925.13)	3,05,637.25

Other Equity

For the year ended 31st March, 2025

Particulars	Debenture Redemption Reserve	Reserves and Surplus		Other Components of Equity		Total
		General Reserve	Retained Earnings	Remeasurement of Net Defined benefit Liability / Asset	FVTOCI - Investments	
	(Rupees in lakhs)					
Balance at the beginning of the reporting period	5,044.95	7,902.00	2,50,170.86	(99.49)	(1,931.34)	**2,61,086.98**
Changes in accounting policy prior period errors	-	-	-	-	-	-
Total Comprehensive Income for the Year	-	-	53,932.53	(18.12)	(8.38)	**53,906.03**
Transfer from Retained Earnings	456.86	-	(456.86)	-	-	-
Final Dividend - FY. 2023-24	-	-	(30,000.00)	-	-	**(30,000.00)**
Interim Dividend - FY. 2024-25	-	-	(9,000.00)	-	-	**(9,000.00)**
Balance at the end of the reporting period	5,501.81	7,902.00	2,64,646.53	(117.61)	(1,939.72)	2,75,993.01

* Opening balance restated - Refer Note No.31 (2).

Other Equity

For the year ended 31st March, 2024

Particulars	Debenture Redemption Reserve	Reserves and Surplus		Other Components of Equity		Total
		General Reserve	Retained Earnings	Remeasurement of Net Defined benefit Liability / Asset	FVTOCI - Investments	
	(Rupees in lakhs)					
Balance at the beginning of the reporting period	6,575.47	7,902.00	2,23,074.30	42.96	(1,956.79)	**2,35,637.95**
Changes in accounting policy prior period errors	-	-	-	-	-	-
Total Comprehensive Income for the Year	-	-	49,568.03	(142.45)	25.45	**49,451.03**
Transfer from Retained Earnings	(1,530.52)	-	1,530.52	-	-	-
Dividend - F.Y. 2022-23	-	-	(24,000.00)	-	-	**(24,000.00)**
Interim Dividend - F.Y. 2023-24	-	-	-	-	-	-
Balance at the end of the reporting period	5,044.95	7,902.00	2,50,172.86	(99.49)	(1,931.34)	2,61,088.98

FINANCE & ACCOUNTS DEPT. KAMARAJAR PORT LIMITED

JASMINDER SINGH & ASSOCIATES CA FRN-016192N CHENNAI

KAMARAJAR PORT LIMITED

CIN: U45203TN1999PLC043322

"Jawahar Buildings", 17, Rajaji Salai, Chennai 600 001.

Notes to the Consolidated Financial Statements

1. **Corporate Information:**

Kamarajar Port Limited is a Public Limited Group domiciled in India and incorporated under the provisions of Companies Act, 1956. The Group is operating mostly on landlord port model limiting its functions to overall planning, development, mobilization of investments for the development of port and common infrastructure facilities. The development and operations of the terminals are mostly entrusted to private operators/captive users.

2. **Basis of Preparation and Measurement:**

The Group has adopted Ind-AS, in accordance with Notification dated February 16,2015 issued by Ministry of Corporate Affairs, Government of India, with effect from April 01, 2016 with a transition date of April 01, 2015.

All amounts included in the financial statements are reported in Indian rupees (Rupees in Lacs) except equity shares, which are expressed in numbers.

Basis of Measurement

The financial statements have been prepared on the historical cost basis, except for the following items which are measured at fair value:

- Equity instruments at fair value through Other Comprehensive Income (FVOCI)
- Equity instruments at fair value through Profit or Loss (FVTPL) where applicable
- Defined benefit plan assets / obligations measured using the projected unit credit method

Consolidated Financial Statements:

Basis of preparation and consolidation:

These consolidated financial statements, which include the financial information of Kamarajar Port Limited (the "Group") and Kanyakumari Port Limited (the " Associate) (the Group and its Associate hereinafter referred to as the "Group"), have been prepared in accordance with Indian Accounting Standards (Ind AS) notified under the Section 133 of the Companies Act, 2013 read with the Companies (Indian Accounting Standards) Rules, 2015 as amended by the Companies (Indian Accounting Standards) Rules, 2016 and relevant provisions of the Companies Act, 2013.

The consolidated financial statements have been prepared on accrual and going concern basis. The accounting policies are applied consistently to all the financial years presented in the consolidated financial statements.

An associate is an entity over which the Group has significant influence. Significant influence is the power to participate in the financial and operating policy decisions of the investee but do not have control or joint control over those policies.

The Group's investments in its associate is accounted for using the equity method as per Indian Accounting Standard 28 - Investment in Associates. Under the equity method, investments in associates are carried in the consolidated statement of financial position at cost as adjusted for post-acquisition changes in the Group's share of the net assets of the associate, less any impairment in the value of the investments. Losses of an associate in excess of the Group's interest in that associate is not recognised. Additional losses are provided for, and a liability is recognised, only to the extent that the Group has incurred legal or constructive obligation or made payments on behalf of the associates.

3. Material Accounting Policies

3.1. Use of estimates and judgement:

The preparation of stand-alone financial statements of the Group requires management to make judgements, estimates and assumptions that affect the reported amounts of revenues, expenses, assets and liabilities, and the accompanying disclosures, and the disclosure of contingent liabilities.

3.2. Functional and presentation currency:

These financial statements are presented in Indian rupees, the national currency of India, which is the functional currency of the Group.

3.3. Revenue Recognition:

1) Revenue from services is measured at the fair value of the consideration received or receivable net of discounts and excluding taxes and duties. Revenue from service rendered will be recognised upon completion of services. Revenue is recognised when following conditions are met :
   i) the amount of revenue can be measured reliably;
   ii) It is probable that the economic benefits associated with the transaction will flow to the entity;
   iii) the costs incurred for the transaction and the costs to complete the transaction can be measured reliably.
   iv) No significant uncertainty exists as to its collection.

Revenue stream Includes:

i) Vessel Related Income.
ii) Cargo related income.
iii) Revenue share and Licence fee arising from Leasing of land and waterfront on BOT and other port users / captive users.
iv) Composite Tariff.

Revenue recognition in respect of each stream of revenue is described below:

i) Vessel Related Income

Vessel related income consists of income from handling of the vessels. Revenue attributable to Vessel related operations are recognized on completion of the specific services.

ii) Cargo related income

Cargo related income consists of income from rendering services with respect to cargo and are recognised on completion of related services.

iii) **Leasing of land and waterfront on BOT/Captive use basis**

a) Revenue share from BOT operators is calculated at the quoted % on the gross revenue as per concession / licence agreement on accrual basis up to end of the financial year.

b) Income from Operating Lease which include escalation clause in line with the general inflation trends is accounted as per terms of the contract.

c) Income from other Operating Lease is recognized on a straight-line basis over the term of lease.

d) Contingent Rent is recognized as income in the period in which they accrue.

iv) Composite Tariff

Composite Tariff represents the income earned at a composite tariff for the cargo handled by captive users.

2 Dividend income from investments is recognized when the Group's right to receive payment is established and it is probable that the economic benefits associated with the transactions will flow to the Group and the amount of income can be measured reliably.

3 a. Interest income from financial instruments is recognized when it is probable that the economic benefits will flow to the Group and the amount of income can be measured reliably. Interest income is accrued on a time basis, by reference to the principal outstanding and at the effective interest rate applicable, which is the rate that exactly discounts estimated future cash flows through the expected life of the financial instruments to that instrument's net carrying amount on initial recognition.

b. Interest income on belated/disputed revenue are recognised on realization basis.

3.4. **Property, Plant and Equipment:**

Property, Plant and Equipment are stated at cost, less accumulated depreciation and impairment, if any. Costs directly attributable to acquisition are capitalized until the property, plant and equipment are ready for use, as intended by the Management. The Group depreciates property, plant and equipment over their estimated useful lives using the straight-line method.

The cost of an item of property, plant and equipment is recognized as an asset if, and only if it is probable that future economic benefits associated with the item will flow to the Group and the cost of the item can be measured reliably. The cost of an item of PPE is the cash price equivalent at the recognition date.

The cost of an item of PPE comprises:

i) Purchase price, including import duties and non-refundable purchase taxes, after deducting trade discounts, rebates, taxes/duties and cess on which input credit for capital goods is availed.
ii) Costs directly attributable to bringing the PPE to the location and condition necessary for it to be capable of operating in the manner intended by management.
iii) The initial estimate of the costs of dismantling and removing the item and restoring the site on which it is located.

The amounts becoming payable by the Group on account of uncontested arbitral awards on project claims and interest on such awards up to the date of commissioning of the asset are capitalized in the year of award as additions during the year in the respective asset category. The interest after the date of commissioning of the asset on such awards payable to the contractor is treated as revenue expenditure in the year of award.

When parts of an item of Property, Plant and Equipment have different useful lives, they are accounted for as separate items (major components) of Property, Plant and Equipment.

Gains and losses on disposal of an item of Property, Plant and Equipment are determined by comparing the proceeds from disposal with the carrying amount of Property, Plant and Equipment and are stated at net values under "Other Income/ Other Expenses" in the Statement of Profit or Loss.

The group has chosen the cost model for recognition and this model is applied to all class of assets. After recognition as an asset, an item of PPE is carried at its cost less any accumulated depreciation and any accumulated impairment losses.

Major repairs and overhauling costs:

The Group recognises in the carrying amount of property, plant and equipment, the cost of replacing part of such an item when that cost is incurred, cost of major repairs/ overhauling if the recognition criteria are met. The carrying amount of replaced part is derecognised and the cost of repairs is amortized over the remaining useful life of the repair/ overhaul.

Expenditure incurred on maintenance dredging to restore channels and related assets to their original design depth and condition is capitalized and recognized as a PPE, in accordance with the above. Such capital expenditure is amortized/depreciated over the period determined based on technical expert advice

Capital Work in progress (CWIP):

Cost incurred for property, plant and equipment that are not ready for their intended use as on the reporting date, is classified under capital work- in-progress. Materials returned or received from contractors/agencies during or on completion of works shall be accounted for as Construction Stores under CWIP when such materials are expected to be used in future capital works.

3.5. Intangible Assets

Intangible Assets are stated at cost, less accumulated depreciation and impairment, if any.

Identifiable intangible assets are recognized when the group controls the asset; it is probable that future economic benefits expected with the respective assets will flow to the group for more than one economic

period; and the cost of the asset can be measured reliably. Amortisation is provided on Straight Line Method (SLM), which reflect the management's estimate of the useful life of the intangible assets. Intangible assets with finite lives are amortised over the useful economic life and assessed for impairment whenever there is an indication that the intangible asset may be impaired. The amortisation expense on intangible assets with finite lives is recognised in the Statement of Profit and Loss unless such expenditure forms part of carrying value of another asset.

3.6. **Depreciation**

The depreciable amount of an item of PPE is allocated on a straight line basis over its useful life as prescribed in the manner specified in Schedule II of Companies Act, 2013.

For each part of an item of PPE with a cost that is significant in relation to the total cost of the asset and useful life of that part is different from remaining part of the asset, is depreciated separately. Depreciation on all such items is provided from the date they are 'Available for Use' till the date of sale / disposal and includes amortization of intangible assets. Freehold land is not depreciated. An item of PPE is derecognized upon disposal or when no future economic benefits are expected to arise from the continued use of the asset. In case of port specific assets, the depreciation is charged at the rate as determined in accordance with the life of those assets as per the practice prevailing in Major ports in India. Depreciation on addition in value of assets due to arbitral award is claimed over the remaining useful life of the assets from the start of the financial year in which such award is passed and accepted.

3.7. **Borrowing Costs**

The Group capitalises borrowing costs that are directly attributable to the acquisition, construction or production of qualifying asset as a part of the cost of the asset. The Group recognises other borrowing costs as an expense in the period in which it incurs them. A qualifying asset is an asset that necessarily takes a substantial period of time to get ready for its intended use or sale.

To the extent the Group borrows generally and uses them for the purpose of obtaining a qualifying asset, amount of borrowing cost eligible for capitalization is computed by applying a capitalization rate to the expenditure incurred. The capitalization rate is determined based on the weighted average of borrowing costs, other than borrowings made specifically towards purchase of a qualifying asset. Borrowing costs also includes exchange differences to the extent as an adjustment to the borrowing costs.

3.8. **Foreign Currency Transactions:**

Transactions in currencies other than the functional currency are recognized at the rates of exchange prevailing at the dates of the transactions.

At the end of each reporting period, monetary items denominated in foreign currencies are translated at the rates prevailing at the reporting date.

Foreign currency monetary items (except where realisability of overdue receivable is uncertain) are converted using the closing rate as defined in the Ind AS-21. Non-monetary items are reported using the exchange rate at the date of the transaction. The exchange difference gain/loss is recognized in the Statement of Profit and Loss.

3.9. **Government Grant**

Government grants are recognised where there is reasonable assurance that the grant will be received and all related conditions are complied with. These grants are classified as grants relating to assets or revenue based on the nature of the grants.

Grants relating to depreciable assets are initially recognised as deferred revenue and subsequently recognised in the Statement of Profit and Loss on a systematic basis over the useful life of the asset generally in the same proportion in which depreciation is charged on the depreciable assets acquired out of such contribution. Changes in estimates are recognised prospectively over the remaining life of the assets.

Grants in the form of revenue grant are recognised as income on a systematic basis over the periods that the related costs, for which it is intended to compensate, are expensed.

Grants in the form of non-monetary assets such as land and other resources are recognised at fair value and presented as deferred income which income is recognized in the Statement of Profit and Loss over the expected useful life in a pattern of consumption of the benefit of the underlying asset.

Grants under 'Service Export from India Scheme (SEIS) are recognised when the conditions attached with the grant have been satisfied and there is reasonable assurance that the grants will be received. These are recognized in the period in which the right to receive the same is established i.e. the year during which the services eligible for grant of SEIS have been performed.

3.10. **Provisions**

Provisions are recognized when the group has a present obligation (legal or constructive) as a result of a past event, it is probable that an outflow of economic benefits will be required to settle the obligation and a reliable estimate can be made of the amount of the obligation.

Provisions are reviewed at the end of each reporting period and adjusted to reflect the current best estimate. A provision is reversed when it is no longer probable that an outflow of resources embodying economic benefits will be required to settle the obligation.

If the effect of the time value of money is material, provisions are discounted using a current pre-tax rate that reflects, when appropriate, the risks specific to the liability. When discounting is used, the increase in the provision due to the passage of time is recognised as a finance cost.

3.11. **Contingent Liabilities / Assets:**

Contingent Liabilities

Contingent liabilities are not recognized but disclosed in Notes to the Accounts when the group has possible obligation due to past events and existence of the obligation depends upon occurrence or non-occurrence of future events not wholly within the control of the group.

Contingent liabilities are assessed continuously to determine whether outflow of economic resources have become probable. If the outflow becomes probable then relative provision is recognized in the financial statements.

Where an entity is jointly and severally liable for an obligation, the part of the obligation that is expected to be met by other parties is also treated as a contingent liability. The entity recognises a provision for the part of the obligation for which an outflow of resources embodying economic benefits is probable, except in the extremely rare circumstances where no reliable estimate can be made.

Contingent Assets:

Contingent Assets are not recognised in the financial statement or disclosed in Notes.

3.12. **Employee benefits:**

i) Defined Benefit Plan:

Provision for gratuity, leave encashment/availment and other terminal benefits is made on the basis of actuarial valuation using the projected unit credit method. Re-measurement, comprising actuarial gains and losses, the effect of the changes to the asset ceiling and the return on plan assets excluding interest (if applicable), is reflected immediately in the statement of financial position with a charge or credit recognized in other comprehensive income in the period in which they occur. Re-measurement recognized in other comprehensive income is reflected immediately in retained earnings and will not be reclassified to Statement of Profit or Loss.

ii) Defined Contribution Plan:

Contribution to Provident Fund is recorded as expenses on accrual basis.

iii) Short Term Employee Benefits:

Short term employee benefits obligations are measured on an undiscounted basis and expensed as the related services are provided. A liability is recognized for the amount expected to be paid under short-term employee benefits if the group has a present legal or constructive obligation to pay this amount as a result of past service provided by the employee and the obligation can be estimated reliably.

3.13. **Taxation**

Income tax expense represents the sum of the current tax and deferred tax.

Current tax

The current tax is based on taxable profit for the year. Taxable profit differs from 'profit before tax' as reported in the Statement of Profit and Loss and other comprehensive income because of items of income or expense that are taxable or deductible in other years and items that are never taxable or deductible. The Group's current tax is calculated using tax rates that have been enacted or substantively enacted by the end of the reporting period.

Deferred tax

Deferred tax is provided using the balance sheet approach on temporary differences at the reporting date between the tax bases of assets and liabilities and their carrying amounts for financial reporting purposes at the reporting date.

The carrying amount of deferred tax assets is reviewed at each reporting date and reduced to the extent that it is no longer probable that sufficient taxable profits will be available to allow all or part of the asset to be utilised. Unrecognised deferred tax assets are reassessed at each reporting date and are recognised to the extent that it has become probable that future taxable profits will allow the deferred tax assets to be recovered.

Deferred tax liabilities and assets are measured at the tax rates that are expected to apply in the period in which the liability is settled or the asset realised, based on tax rates (and tax laws) that have been enacted or substantively enacted by the end of the reporting period.

Deferred tax assets and deferred tax liabilities are offset if a legally enforceable right exists to set off current tax assets against current income tax liabilities and the deferred taxes relate to the same taxable entity and the same taxation authority.

The break-up of the major components of the deferred tax assets and liabilities as at balance sheet date is arrived at after setting off deferred tax assets and liabilities.

Current and deferred tax for the year

Current and deferred tax are recognized in profit or loss, except when they relate to items that are recognized in other comprehensive income or directly in equity, in which case, the current and deferred tax are also recognized in other comprehensive income or directly in equity respectively. Where current tax or deferred tax arises from the initial accounting for a business combination, the tax effect is included in the accounting for the business combination.

3.14. **Impairment:**

If the recoverable amount of an asset (or cash-generating unit/Fixed Assets) is estimated to be less than its carrying amount, the carrying amount of the asset (or cash-generating unit) is reduced to its recoverable amount. An impairment loss is recognized immediately in Statement of Profit and Loss.

Recoverable amount is the higher of fair value less costs of disposal and value in use. In assessing value in use, the estimated future cash flows are discounted to their present value using a pre-tax discount rate that reflects current market assessments of the time value of money and the risks specific to the asset for which the estimates of future cash flows have not been adjusted.

When an impairment loss subsequently reverses, the carrying amount of the asset (or a cash-generating unit) is increased to the revised estimate of its recoverable amount, so that the increased carrying amount does not exceed the carrying amount that would have been determined had no impairment loss been recognized for the asset (or cash-generating unit) in prior years. A reversal of an impairment loss is recognized immediately in Statement of Profit and Loss, unless the relevant asset is carried at a revalued amount, in which case the reversal of the impairment loss is treated as a revaluation increase.

At the end of each reporting period, the group reviews the carrying amounts of its tangible, intangible assets to determine whether there is any indication that those assets have suffered an impairment loss. If any such indication exists, the recoverable amount of the asset is estimated in order to determine the extent of the impairment loss (if any). When it is not possible to estimate the recoverable amount of an individual asset, the group estimates the recoverable amount of the cash-generating unit to which the asset belongs.

Intangible assets with indefinite useful lives and intangible assets not yet available for use are tested for impairment at least annually or whenever there is an indication that the asset may be impaired.

3.15. **Earnings per share**:

Basic earnings per equity are computed by dividing the net profit attributable to the equity holders of the group by the weighted average number of equity shares outstanding during the period. Diluted earnings per equity share is computed by dividing the net profit attributable to the equity holders of the group by the weighted average number of equity shares considered for deriving basic earnings per equity share and also the weighted average number of equity shares that could have been issued upon conversion of all dilutive potential equity shares.

3.16. **Financial instruments:**

i) Non-derivative financial instruments:

Non-derivative financial instruments consist of:

- Financial assets include cash and cash equivalents, trade receivables, employee advances, other advances, security deposits, investments in equity securities and other eligible current/non-current assets;
- Financial liabilities include long/short-term loan, borrowings, trade payables, security deposits, retention monies and other eligible current/non-current liabilities.

Non derivative financial instruments are recognized initially at fair value including any directly attributable transaction costs except financial instrument measured at fair value through Statement of Profit and Loss which are initially measured at fair value. Financial assets are derecognized when

substantial risks and rewards of ownership of the financial asset have been transferred. In cases where substantial risks and rewards of ownership of the financial assets are neither transferred nor retained, financial assets are derecognized only when the Group has not retained control over the financial asset.

Subsequent to initial recognition, non-derivative financial instruments are measured as described below:

a) Investments:

Investments in equity shares of subsidiaries, joint ventures, and associates are accounted for at cost in accordance with the requirements of Ind AS 27 — Separate Financial Statements. Where applicable, provision is made for impairment in the value of such investments in accordance with Ind AS 36 — Impairment of Assets. The carrying amount of these investments is reviewed at each reporting date to determine whether there is any indication of impairment. If any such indication exists, the recoverable amount of the investment is estimated and impairment losses, if any, are recognised in profit or loss.

On initial recognition of other equity investments that is not held for trading, the Group has irrevocably elected to present subsequent changes in the investment's fair value in OCI (designated as FVOCI – equity investment). This election is made on an investment- by- investment basis. Such investments are initially measured at fair value and subsequent changes in fair value are recognised in Other Comprehensive Income (OCI). Cumulative gains or losses previously recognised in OCI are not transferred to profit or loss on disposal of such investments. Instead, they are transferred within equity. Dividends from such investments are recognised in profit or loss when the Group's right to receive payment is established, provided they represent a return on investment.

All other equity investments are classified at initial recognition as FVTPL unless an irrevocable designation is made to classify the instrument as FVOCI for equities.

b) Loans and receivables:

Loans and receivables are non-derivative financial assets with fixed or determinable payments that are not quoted in an active market. They are presented as current assets, except for those maturing later than 12 months after the reporting date which are presented as non-current assets. Loans and receivables are initially recognized at fair value plus directly attributable transaction costs and subsequently measured at amortized cost using the effective interest method, less any impairment losses. Loans and receivables comprise trade receivables, unbilled revenues, staff advances, security deposits paid and other assets.

The group estimates the un-collectability of accounts receivable by analysing historical payment patterns, customer concentrations, customer credit-worthiness and current economic trends. If the financial condition of a customer deteriorates, evaluation is made for additional allowances required, if any.

c) Trade and other payables:

Trade and other payables are initially recognized at fair value, and subsequently carried at amortized cost using the effective interest method. For these financial instruments, the carrying amounts are approximate fair value due to the short term maturity of these instruments.

d) Security Deposits:

Security Deposits are initially recognized at fair value plus directly attributable transaction costs and subsequently measured at amortized cost using the effective interest method, less any impairment losses.

e) Inventories:

Materials returned or received from contractors/agencies during or on completion of works shall be accounted for as inventories when such materials are expected to be used in future maintenance works. Such inventories shall be valued at cost or net realizable value, whichever is lower, and the value of materials utilized subsequently shall be recognised as expenditure against the respective maintenance work.

f) Tax Free Bonds:

Tax free bonds are recognized initially at fair value net of transaction costs. In subsequent periods, Tax free bonds are presented at amortised cost using effective interest method. Interest expenses are recognised in the statement of profit or loss as financial expenses over the life of the tax free bonds using effective interest rate.

g) Impairment of financial assets

Financial assets, other than those at Fair Value through Profit and Loss (FVTPL), are assessed for indicators of impairment at the end of each reporting period. Financial assets are considered to be impaired when there is objective evidence that, as a result of one or more events that occurred after the initial recognition of the financial asset, the estimated future cash flows of the financial asset have been affected. For Available for Sale (AFS) equity investments, a significant or prolonged decline in the fair value of the security below its cost is considered to be objective evidence of impairment.

For all other financial assets, objective evidence of impairment could include:

- Significant financial difficulty of the issuer or counterparty;
- Breach of contract, such as a default or delinquency in interest or principal payments;
- Probability that the borrower will enter bankruptcy or financial re-organisation; or the disappearance of an active market for that financial asset because of financial difficulties.

Certain categories of financial assets such as trade receivables are assessed for impairment on individual basis. Objective evidence of impairment for a portfolio of receivables could include companies past experience of collecting payments, as well as observable changes in national or local economic conditions that correlate with default on receivables.

For financial assets that are carried at cost, the amount of impairment loss is measured as the difference between the asset's carrying amount and the present value of the estimated future cash flows discounted at the current market rate of return for a similar financial asset. Such impairment loss will not be reversed in subsequent periods.

The carrying amount of the financial asset is reduced by the impairment loss directly for all financial assets with the exception of trade receivables; such impairment loss is reduced through the use of an allowance account for respective financial asset. When a trade receivable is considered uncollectible, it is written off against the allowance account. Subsequent recoveries of amounts previously written off are credited against the allowance account. Changes in the carrying amount of the allowance account are recognized in Statement of Profit and Loss.

For financial assets measured at amortised cost, if, in a subsequent period, the amount of the impairment loss decreases and the decrease can be related objectively to an event occurring after the impairment was recognized, the previously recognized impairment loss is reversed through Statement of Profit and Loss to the extent that the carrying amount of the investment at the date the impairment is reversed does not exceed what the amortised cost would have been had the impairment not been recognized.

All Financial assets classified as at amortized cost shall be tested for impairment under Ind AS 109 and measured using Expected Credit Loss (ECL) model. The impairment provisions for trade receivables are based on assumptions about risk of default. The Group uses judgement in making these assumptions and selecting the inputs for the impairment calculation, based on Group's past history at the end of each reporting period.

ii) De-recognition of financial assets

The Group de-recognises a financial asset when the contractual rights to the cash flows from the asset expire, or when it transfers the financial asset and substantially all the risks and rewards of ownership of the asset to another party. If the Group neither transfers nor retains substantially all the risks and rewards of ownership and continues to control the transferred asset, the Group recognises its retained interest in the asset and an associated liability for amounts it may have to pay. If the Group retains substantially all the risks and rewards of ownership of a transferred financial asset, the Group continues to recognise the financial asset and also recognises a collateralised borrowing for the proceeds received.

On de-recognition of a financial asset in its entirety, the difference between the asset's carrying amount and the sum of the consideration received and receivable and the cumulative gain or loss that had been recognized in other comprehensive income and accumulated in equity is recognized in profit or loss.

iii) Fair Value

A number of the Group's accounting policies and disclosures require measurement of fair values, for both financial and non-financial assets and liabilities. The Group has an established control framework with respect to the measurement of fair values.

Fair values are categorised into different levels in a fair value hierarchy based on the inputs used in the valuation techniques as follows. –

Level 1: quoted prices (unadjusted) in active markets for identical assets or liabilities.

Level 2: inputs other than quoted prices included in Level 1 that are observable for the asset or liability, either directly (i.e. as prices) or indirectly (i.e. derived from prices).

Level 3: inputs for the asset or liability that are not based on observable market data (unobservable inputs). When measuring the fair value of an asset or a liability, the Company uses observable market data as far as possible. If the inputs used to measure the fair value of an asset or a liability fall into different levels of the fair value hierarchy, then the fair value measurement is categorised in its entirety in the same level of the fair value hierarchy as the lowest level input that is significant to the entire measurement. The Company recognises transfers between levels of the fair value hierarchy at the end of the reporting period during which the change has occurred. Further information about the assumptions made in measuring fair values is included in note. on financial instruments.

3.17. **Segment Information**

The Managing Director (MD) of the Group is identified as the Chief Operating Decision Maker (CODM) as defined by Ind AS-108, "Operating Segments." The MD of the Group evaluates the segments based on standalone financial statements. The Management considers "Port Services" rendered in India as a single reportable Business/Geographical segment.

3.18. **Prior Period**

Errors of material amount relating to prior period(s) are disclosed by a note with nature of prior period errors, amount of correction of each such prior period presented retrospectively, to the extent practicable along with change in basic and diluted earnings per share. However where retrospective restatement is not practicable for a particular period then the circumstances that lead to the existence of that condition and the description of how and from where the error is corrected are disclosed in Notes on Accounts.

3.19. **Leases**

The Group assesses at contract inception whether a contract is, or contains, a lease. That is, if the contract conveys the right to control the use of an identified asset for a period of time in exchange for consideration.

<u>As a lessee</u>

The Group applies a single recognition and measurement approach for all leases, except for short-term leases and leases of low-value assets. The Group recognises lease liabilities to make lease payments and right-of-use assets representing the right to use the underlying assets.

i) Right-of-Use Assets

The Group recognises right-of-use assets ("RoU Assets") at the commencement date of the lease (i.e., the date the underlying asset is available for use). Right-of-use assets are measured at cost, less any accumulated depreciation and impairment losses, and adjusted for any re measurement of lease liabilities. The cost of right-of-use assets includes the amount of lease liabilities recognised, initial direct costs incurred, and lease payments made at or before the commencement date less any lease incentives received. Right-of-use assets are depreciated on a straight-line basis over the shorter of the lease term and the estimated useful lives of the assets.

If ownership of the leased asset transfers to the Group at the end of the lease term or the cost reflects the exercise of a purchase option, depreciation is calculated using the estimated useful life of the asset. The right-of-use assets are also subject to impairment. Refer to the accounting policies in Section (I) Impairment of non-financial assets.

ii) Lease Liabilities.

At the commencement date of the lease, the Group recognises lease liabilities measured at the present value of lease payments to be made over the lease term. The lease payments include fixed payments (including in substance fixed payments) less any lease incentives receivable, variable lease payments that depend on an index or a rate, and amounts expected to be paid under residual value guarantees. The lease payments also include the exercise price of a purchase option reasonably certain to be exercised by the Group and payments of penalties for terminating the lease, if the lease term reflects the Group exercising the option to terminate. Variable lease payments that do not depend on an index or a rate are recognised as expenses (unless they are incurred to produce inventories) in the period in which the event or condition that triggers the payment occurs. In calculating the present value of lease payments, the Group uses its incremental borrowing rate at the lease commencement date because the interest rate implicit in the lease is not readily determinable. After the commencement date, the amount of lease liabilities is increased to reflect the accretion of interest and reduced for the lease payments made. In addition, the carrying amount of lease liabilities is re measured if there is a modification, a change in the lease term, a change in the lease payments (e.g., changes to future payments resulting from a change in an index or rate used to determine such lease payments) or a change in the assessment of an option to purchase the underlying asset. Lease liabilities has been presented under the head "Other Financial Liabilities". Lease liabilities has been presented under the head "Other Financial Liabilities".

iii) Short-term leases and leases of low-value assets

The Group applies the short-term lease recognition exemption to its short-term leases (i.e., those leases that have a lease term of 12 months or less from the commencement date and do not contain a purchase option). It also applies the lease of low-value assets recognition exemption that are considered to be low value. Lease payments on short-term leases and leases of low-value assets are recognised as expense on a straight-line basis over the lease term.

As a lessor

Leases in which the Group does not transfer substantially all the risks and rewards of ownership of an asset are classified as operating leases. Rental income from operating lease is recognised on a straight-line basis or another systematic basis over the term of the relevant lease. Initial direct costs incurred in negotiating and arranging an operating lease are added to the carrying amount of the leased asset and recognised over the lease term on the same basis as rental income. Contingent rents are recognised as revenue in the period in which they are earned.
Leases are classified as finance leases when substantially all of the risks and rewards of ownership transfer from the Group to the lessee. Amounts due from lessees under finance leases are recorded as receivables at the Group's net investment in the leases. Finance lease income is allocated to accounting periods so as to reflect a constant periodic rate of return on the net investment outstanding in respect of the lease.

3.20. **Current/Non-Current Classification:**

The Group presents assets and liabilities in the balance sheet based on current/non-current classification. An asset is classified as current if:

(a) it is expected to be realized or sold or consumed in the Group's normal operating cycle;
(b) it is held primarily for the purpose of trading;
(c) it is expected to be realized within twelve months after the reporting period; or
(d) it is cash or a cash equivalent unless it is restricted from being exchanged or used to settle a liability for at least twelve months after the reporting period.

All other assets are classified as non-current.

A liability is classified as current if:
(a) it is expected to be settled in normal operating cycle;
(b) it is held primarily for the purpose of trading;
(c) it is expected to be settled within twelve months after the reporting period;
(d) it has no unconditional right to defer the settlement of the liability for at least twelve months after the reporting period.
All other liabilities are classified as non-current.

The operating cycle is the time between acquisition of assets for processing and their realization in cash and cash equivalents. The Group's normal operating cycle is twelve months.

3.21. **Dividend distribution to shareholders:**

Dividends proposed by the board of directors are recognized in the financial statements when approved by the shareholders at the Annual General Meeting.

3.22. **Prepaid expenses**

Revenue expenditure under each head are segregated into current year and prepaid wherever the amount exceeds Rs.20,000/-.

3.23. **Charges for foreclosure**

Charges for foreclosure of loans or any part thereof is recognised as finance cost in the year in which the foreclosure is effected.

3.24. **Liquidated damages**

Liquidated damages is accounted on certainty basis.

3.25. **Statement of Cash Flows**

Cash Flows are reported using the Indirect Method. For the purposes of the cash flow statement, cash and cash equivalents include cash in hand, at banks and demand deposits with banks, net of outstanding bank overdrafts that are repayable on demand and are considered part of the Group's cash management system.

3.26. **Critical accounting judgements, assumptions and key sources of estimation uncertainty**

The following are the critical judgements, assumptions concerning the future, and key sources of estimation uncertainty at the end of the reporting period that may have a significant risk of causing a material adjustment to the carrying amounts of assets and liabilities within the next Financial year.

Useful lives of property, plant and equipment

As described above, the charge in respect of periodic depreciation for the year is derived after determining an estimate of an asset's expected useful life and the expected residual value at the end of its life. The useful lives and residual values of Company's assets are determined by the management at the time the asset is acquired and reviewed annually. The lives are based on historical experience with similar assets as well as anticipation of future events, which may impact their life, such as changes in technical or commercial obsolescence arising from changes or improvements in production or from a change in market demand of the product or service output of the asset.

Employee Benefits

The cost of defined benefit plans are determined using actuarial valuation, which involves making assumptions about discount rates, expected rates of return on assets, future salary increases, and mortality rates. Due to the long-term nature of these plans, such estimates are subject to significant uncertainty.

Taxation

Significant assumptions and judgements are involved in determining the provision for tax based on tax enactments, relevant judicial pronouncements and tax expert opinions, including an estimation of the likely outcome of any open tax assessments / litigations. Deferred income tax assets are recognized to the extent that it is probable that future taxable income will be available, based on estimates thereof. Significant assumptions are also involved in evaluating the recoverability of deferred tax assets recognised on unused tax losses.

Provisions and contingencies

Critical judgements are involved in measurement of provisions and contingencies and estimation of the likelihood of occurrence thereof based on factors such as expert opinion, past experience etc.

Impairment of Trade receivable - Expected Credit loss

The impairment provisions for trade receivables are based on assumptions about risk of default. The Group uses judgement in making these assumptions and selecting the inputs for the impairment calculation, based on Group's past history at the end of each reporting period

3.27 Recent accounting pronouncements

Key Amendments applicable from next Financial year

For the year ended March 31, 2026, the Ministry of Corporate Affairs has not notified any new standards or amendments to the existing standards applicable to the Group.

Kamarajar Port Limited
CIN:U45203TN1999PLC043322
(A Company of Chennai Port Authority)

Notes to Consolidated Financial Statements for the year ended , 31st March 2026

4. Property, Plant and Equipment

(Rupees in lakhs)

Particulars	Gross carrying value as at April 01,2025	Additions	Through improvements	Gross carrying value as at March 31, 2026	Accumulated depreciation as at April 1,2025	Depreciation for the year	Disposal/Adjustments	Accumulated depreciation as at March 31, 2026	Carrying Value as at March 31, 2026
Land	63,952.64	582.16	(13.68)	**64,521.12**	-	-	-	-	**64,521.12**
Building,Sheds & Other Structures	22,115.14	2,063.36	-	**24,178.50**	**2,961.04**	493.03	-	**3,454.08**	**20,724.42**
Wharves & Boundaries	64,485.91	-	-	**64,485.91**	**14,259.04**	1,536.35	-	**15,795.39**	**48,690.52**
Roads	30,380.02	75.07	-	**30,455.09**	**10,050.54**	2,630.17	-	**12,680.71**	**17,774.38**
Railway Track & Signalling System	25,407.88	3,406.40	-	**28,814.28**	**5,973.12**	1,830.18	-	**7,803.30**	**21,010.98**
Docks,Seawalls,Piers & Break Water	72,034.64	16,337.62	(289.23)	**88,083.02**	**15,883.65**	1,045.41	(92.31)	**16,836.76**	**71,246.27**
Navigational Aids	381.67	-	-	**381.67**	**323.45**	6.61	-	**330.06**	**51.61**
Vehicles	213.94	23.68	-	**237.62**	**146.00**	23.41	-	**169.42**	**68.20**
Electrical Installations	2,860.62	2,151.12	-	**5,011.74**	**1,774.65**	212.52	-	**1,987.17**	**3,024.57**
Installation For Water, Communication & Fire Systems	306.19	-	-	**306.19**	**193.19**	8.69	-	**201.88**	**104.32**
Electrical Appliance	284.53	8.72	-	**293.25**	**200.22**	15.51	-	**215.73**	**77.52**
Office Equipment	508.03	1,001.24	(50.01)	**1,459.26**	**274.28**	146.98	(47.40)	**373.86**	**1,085.40**
Furniture & Fittings	1,150.24	45.14	-	**1,195.38**	**827.66**	75.14	-	**902.80**	**292.59**
Computers	1,311.86	761.68	(86.61)	**1,986.94**	**1,019.07**	245.58	(83.58)	**1,181.07**	**805.86**
Port Basin & Entrance Channel	1,04,965.37	3,617.49	-	**1,08,582.86**	**16,154.71**	1,839.33	-	**17,994.04**	**90,588.82**
Plant & Machinery	3,385.81	253.44	-	**3,639.25**	**1,530.35**	223.82	-	**1,754.17**	**1,885.08**
Security Asset	93.16	1.35	(6.32)	**88.18**	**76.27**	6.90	(6.01)	**77.17**	**11.02**
Total	3,93,837.63	30,328.48	(445.85)	4,23,720.26	71,647.25	10,339.63	(229.29)	81,757.58	3,41,962.68

Land:

a. The company had an extent of 2787.27acre of lands. These lands consisting of five villages viz., Puzhuthivakkam, Kattupalli, Athipattu, Ennore and Vallur. The Company procured 995.05 ac from TNPGCL/TNEB, 950ac from TIDCO, 712.42 ac from Salt Department, 32.65 ac acquired through Revenue department of GoTN and 97.15 ac Government Poramboke land. Out of 297.98 acre of land within port premises purchased from TIDCO, 2.535 acre of land was permitted to acquire by Highways Department of GoTN in Katupalli village with the approval of the Competent Authority for Northern Port Access Road (NPAR). The company also received Rs.2.97 Crore as compensation from the Highways Department for 2.535ac of land. The total extent of land available with company is 2784.735 acres as of 31.03.2026.

b. The company has 31.96 acres of land at vallur acquired through GoTN for staff quarters construction. Out of 31.96 acres, 0.31acres was re-acquired by NHAI for road widening work and the compensation was wrongly paid to Thiru Ethiraj. The amount of Rs.1.88 Crores recovered and deposited at Sub-Court, Ponneri. The company has initiated legal proceedings to secure the compensation amount of Rs.1.88 Crores.

c. The company has also initiated process for alienating 97.15 acres Government Poramboke lands earlier in possession of TNEB and another 2.02 acres of Government Poramboke lands within port premises.

d. Land measuring 40.11, 134.06, 116.75, 95.21, 42.41, 128.51 & 5.08 acres (total measuring 562.13 acres) allotted to BOT operators viz. M/s. Ennore Tank Terminals Private Limited, M/s. Ennore Coal Terminal Private Limited and M/s. SICAL Iron Ore Terminals Limited, M/s. Adani Container Terminal Private Limited, M/s. Ennore Bulk Terminal Private Limited, M/s. IOC LNG Private Ltd and M/s. Indian Oil Corporation Limited respectively. The Port has leased 22,500 sqm (5.56 acres) to M/s. IOCL for 60 years from 09.09.2024 for establishing Large Format retail fuel outlet.

KAMARAJAR PORT LIMITED ★ FINANCE & ACCOUNTS DEPT. ★

JASMINDER SINGH & ASSOCIATES ★ CHENNAI ★ FRN-016192N

Kamarajar Port Limited
CIN:U45203TN1999PLC043322
(A Company of Chennai Port Authority)

Notes to Consolidated Financial Statements for the year ended , 31st March 2026

4. Property, Plant and Equipment- Previous Year

(Rupees in lakhs)

Particulars	Gross Carrying value as at April 1, 2024	Additions	Disposal/ adjustments	Gross Carrying value as at March 31, 2025	Accumulated depreciation as at April 1, 2024	Depreciation for the year	Disposal/ Adjustments	Accumulated depreciation as at March 31, 2025	Carrying Value as at March 31, 2025
Land	63,952.64	-	-	**63,952.64**				-	**63,952.64**
Building,Sheds & Other Structures	21,999.52	115.61	-	**22,115.14**	**2,480.36**	480.69	-	**2,961.04**	**19,154.09**
Wharves & Boundaries	64,485.91	-	-	**64,485.91**	**12,722.70**	1,536.35	-	**14,259.04**	**50,226.86**
Roads	30,048.76	331.26	-	**30,380.02**	**7,435.19**	2,615.35	-	**10,050.54**	**20,329.48**
Railway Track & Signalling System	8,795.38	16,612.50		**25,407.88**	**4,518.49**	1,454.63	-	**5,973.12**	**19,434.76**
Docks,Seawalls,Piers & Break Water	72,034.64	-	-	**72,034.64**	**14,946.55**	937.10	-	**15,883.65**	**56,150.98**
Navigational Aids	381.67	-	-	**381.67**	**316.83**	6.61	-	**323.45**	**58.22**
Vehicles	198.41	15.53	-	**213.94**	**124.35**	21.66	-	**146.00**	**67.93**
Electrical Installations	2,521.92	338.70	-	**2,860.62**	**1,626.08**	148.57	-	**1,774.65**	**1,085.97**
Installation For Water, Communication & Fire Systems	306.19	-	-	**306.19**	**184.51**	8.69	-	**193.19**	**113.00**
Electrical Appliance	261.52	23.01	-	**284.53**	**181.24**	18.98	-	**200.22**	**84.31**
Office Equipment	457.85	50.18	-	**508.03**	**220.54**	53.73	-	**274.28**	**233.75**
Furniture & Fittings	1,150.01	0.23	-	**1,150.24**	**737.88**	89.78	-	**827.66**	**322.58**
Computers	1,161.73	150.13	-	**1,311.86**	**941.21**	77.86	-	**1,019.07**	**292.79**
Port Basin & Entrance Channel	1,04,965.37	-	-	**1,04,965.37**	**15,219.76**	934.96	-	**16,154.71**	**88,810.65**
Plant & Machinery	3,222.28	163.53	-	**3,385.81**	**1,357.38**	172.97	-	**1,530.35**	**1,855.46**
Security Asset	93.16	-	-	**93.16**	**68.66**	7.61	-	**76.27**	**16.89**
Total	3,76,036.94	17,800.69	0.00	3,93,837.63	63,081.74	8,565.51	0.00	71,647.25	3,22,190.39

Land:

(i) a) The Company owns land measuring 2802.49 acres acquired from GoTN, TNEB, TIDCO and Salt Department, Ministry of Commerce, out of which 2787.27 acres is under possession of the company and the balance 15.22 acres of land is yet to be taken possession of these lands were under litigation. Out of 15.22 acres of land under litigation, two writ petitions W.P. No. 26041/2001 & 26042/2001 were filed by Tmt. Pappa & Thiru P. Selvaraj from whom land were acquired against the land acquisition. The Hon'ble High Court of Madras vide its Judgement dated 19.11.2019 quashed the Notification u/s 4(1) and the Declaration u/s. 6 of the Land Acquisition Act, in so far as the lands of the petitioners was concerned. The court advised to initate land acquisition proceedings afresh by issuing a fresh Notification u/s 4(1) of the Land Acquisition Act.

b) The company has decided not to appeal against the Judgement of the Hon'ble High Court of Madras dated 19.11.2019 in W.P. No.26041/2001 and 26042/2001.

(ii) a) The company procured 950 acres of land from TIDCO, out of which 297.98 acres was registered in the name of the company, 2.02 acres Govt poromboke lands for which alienation is in progress and the balance of 650 acres land, for which the title transfer is in process.

b) The company procured 1092.20 acres of land from TANGEDCO, out of which 995.05 acres was registered in the name of the company and the balance 97.15 acre Govt poromboke lands, alienation is in progress.

c) The company procured 712.42 acres of land from Salt Department and the same was registered in the name of the company.

d) The company acquired 31.96 acres of land from GoTN, out of which 0.31 acre has been reacquired by NIIAI and the compensation was wrongly paid to Mr. Ethiraj. The issue has been taken up to High Court of Madras who directed Mr Ethiraj to refund the compensation amount. The amount has been recovered and deposited in the sub-court, Ponneri. The action has been initiated through the District Collector, Tiruvallur as directed by the Court to recover the deposited compensation amount from the Sub-court Ponneri.

e) The company acquired 0.69 acres of land from GoTN for railway siding and the Patta obtained in the name of company.

(iii) Land measuring 40.11, 134.06, 116.75, 95.08, 42.41, 128.51 & 5.00 (total measuring 561.92 acres) allotted to BOT operators viz. M/s. Ennore Tank Terminals Private Limited, M/s. Ennore Coal Terminal Private Limited and M/s. SICAL Iron Ore Terminals Limited, M/s. Adani Container Terminal Private Limited, M/s. Ennore Bulk Terminal Private Limited, M/s. IOC LNG Private Ltd and M/s. Indian Oil Corporation Limited respectively. The Port has leased 22,500 sqm (5.50 acres) to M/s IOCL for 60 years from 09.09.2024 for establishing Large Format retail fuel outlet.

KAMARAJAR PORT LIMITED * FINANCE & ACCOUNTS DEPT. *

JASMINDER SINGH & ASSOCIATES * CHENNAI * FRN 016192N

x **Kamarajar Port Limited**
CIN:U45203TN1999PLC043322
(A Company of Chennai Port Authority)

Notes to Consolidated Financial Statements for the year ended , 31st March 2026

6 Intangible Assets - Software

(Rupees in lakhs)

Particulars	Gross carrying value as at April 1, 2024	Gross carrying value as at April 1, 2025	Additions	Disposal/adjustments	Gross carrying value as at March 31, 2026	Accumulated depreciation as at April 1, 2025	Depreciation for the year	Disposal/adjustments	Accumulated depreciation as at March 31, 2026	Carrying Value as at March 31, 2026
Intangible Assets - Software	1,232.79	1,361.03	853.03	12.66	**2,201.40**	1,096.08	246.60	12.66	**1,330.02**	**871.39**
Total	1,232.79	1,361.03	853.03	12.66	2,201.40	1,096.08	246.60	12.66	1,330.02	871.39
Previous Year	1,104.73	1,232.79	128.24	-	1,361.03	1,063.18	32.90	-	1,096.08	264.95

KAMARAJAR PORT LIMITED ★ FINANCE & ACCOUNTS DEPT. ★

JASMINDER SINGH & ASSOCIATES CHENNAI FRN-016192N

Kamarajar Port Limited
CIN:U45203TN1999PLC043322
(A Company of Chennai Port Authority)

Notes to Consolidated Financial Statements for the year ended , 31st March 2026

4 (A) Right of Use Assets

(Rupees in lakhs)

Particulars	Gross carrying value as at April 1, 2025	Additions	Disposal/adjustments	Gross carrying value as at March 31, 2026	Accumulated depreciation as at April 1, 2025	Depreciation for the year	Disposal/adjustments	Accumulated depreciation as at March 31, 2026	Carrying Value as at March 31, 2026
Leased assets of Registered office	**2,564.80**	185.46		**2,750.26**	**925.77**	102.05		**1,027.81**	**1,722.44**
Total	2,564.80	185.46	-	2,750.26	925.77	102.05	-	1,027.81	1,722.44
Previous Year	2,564.80	-	-	2,564.80	826.26	99.50	-	925.77	1,639.03

ASMINDER SINGH & ASSOCIATES
FRN-016192N
CHENNAI

KAMARAJAR PORT LIMITED ★ FINANCE & ACCOUNTS DEPT. ★

Kamarajar Port Limited
CIN:U45203TN1999PLC043322
(A Company of Chennai Port Authority)

Notes to Consolidated Financial Statements for the year ended , 31st March 2026

5 Capital Work- In- Progress

(Rupees in lakhs)

Particulars	Balance as at April 1, 2024	Balance as at April 1, 2025	Additions/ Adjustments during the year	Capitalized / Adjustments during the year	Balance as at March 31, 2026
CWIP - Building,Sheds & Other Structures	972.92	2,063.19	1,069.40	-2,734.10	398.48
CWIP - Roads	289.69	-	573.91	-	573.91
CWIP - Railway Track & Signalling System	20,638.82	4,728.97	712.34	-3,871.22	1,570.08
CWIP -Electrical Installations	1,802.18	1,846.05	305.07	-2,151.12	-
CWIP - Office Equipment	-	-	394.39	-367.74	26.65
CWIP - Computers	-	1,252.52	1,353.46	-2,278.83	327.16
CWIP - Port Basin & Entrance Channel	3,660.23	7,717.45	38,658.26	-15,370.52	31,005.20
CWIP - Plant & Machinery	75.00	838.67	2,349.40	-366.44	2,821.63
CWIP - Furniture & Fittings	-	-	18.43	-13.47	4.96
CWIP-Capital Stores	-	-	279.38	-	279.38
Total	27438.85	18,446.86	45,714.05	(27,153.44)	37,007.47
Previous Year	43763.51	27,438.85	8,611.27	(17,603.26)	18,446.86

KAMARAJAR PORT LIMITED ★ FINANCE & ACCOUNTS DEPT.

JASMINDER SINGH & ASSOCIATES ★ CHENNAI ★ FRN-016192N

7 Investments

(Rupees in lakhs)

Particulars	As at March 31,2026	As at March 31,2025	As at April 1, 2024
Non-Current			
Investment carried at Fair Value Through Other Comprehensive Income			
Equity Shares of Sethusamudram Corporation Ltd #	3,000.00	3,000.00	3,000.00
Less: Provision for Dimunition in value of Investments	-3,000.00	-3,000.00	(3,000.00)
Equity Shares of Chennai Ennore Port Road Company Ltd (3,40,00,000 Equity shares of Rs.10/- per share; Previous year - 3,40,00,000 Equity shares of Rs.10/- per share)	3,400.00	3,400.00	3,400.00
Equity Shares of Indian Port Rail Corporation Limited (72,00,000 Equity shares of Rs.10/- per share; Previous year - 72,00,000 Equity shares of Rs.10/- per share)	720.00	720.00	720.00
Investments in Renewable Energy Certificate (66 Equity shares of Rs.1515.52/- per share; Previous year - 66 Equity shares of Rs.1515.52 per share)	1.00	1.00	1.00
Quoted Investment			
10000 shares in Dredging corporation of India (Market value as at 31st March, 2026 - Rs.76,85,500/-, Prev Year - Rs.54,42,500/-)	76.86	54.43	67.31
Total	**4,197.86**	**4,175.43**	**4,188.31**

As the dredging work is suspended from 14.09.2007 upon the direction of the Hon'ble Supreme Court of India and as there is no further progress in the project since then, the Management has provided for dimunition towards the Investments in Equity shares of Sethusamudram Corporation Limited.

8 Loans

(Rupees in lakhs)

Particulars	As at March 31,2026	As at March 31,2025	As at April 1, 2024
Non Current			
Secured (considered good)			
Advances to Employees (House Building Advance)	665.24	525.27	283.99
Advances to Employees (Vehicle Advance)	11.27	6.93	13.35
Total	**676.51**	**532.21**	**297.35**
Current			
Secured (considered good)			
Advances to Employees (House Building Advance)	50.55	101.64	65.60
Advances to Employees (Vehicle Advance)	4.77	9.48	2.78
Advances to Employees (Others)	18.59	18.59	20.54
Advances to Employees (Flood Advance)	-	-	33.50
Total	**73.91**	**129.71**	**122.42**

Advances to Employees (House Building Advance) pending Memo of Deposit of Title Deeds - Rs.279.35 lakhs (Prev. Year Rs.248.77 lakhs).

FINANCE & ACCOUNTS DEPT. KAMARAJAR PORT LIMITED

JASMINDER SINGH & ASSOCIATES FRN-016192N CHENNAI

9 Other Financial Assets

(Rupees in lakhs)

Particulars	As at March 31,2026	As at March 31,2025	As at April 1, 2024
Non Current			
Deposits			
- Advances other than Related Parties	183.16	183.16	183.16
- Advances to Related Parties	74.20	259.66	259.66
Total	257.36	442.82	442.82
Current			
-Short Term Deposits	2,860.83	2,860.83	37.08
-Advances to Related Parties	-	-	-
Income Receivable	516.82	340.19	224.54
Total	3377.65	3201.02	3,201.02

Short-term deposits amounting to Rs. 2,860.83 lakhs represent 75% of the arbitration award in favour of a contractor for dredging works, which is deposited with the Hon'ble High Court in compliance with the directions of the Hon'ble Supreme Court.

10 Tax Expense

Tax recognised in Statement of profit and loss

(Rupees in lakhs)

Particulars	As at March 31,2026	As at March 31,2025	As at April 1, 2024
Current income tax			
In respect of current year	29,917.49	26,556.13	24,532.63
Sub Total (A)	**29,917.49**	**26,556.13**	**24,532.63**
Deferred tax expense			
Origination and reversal of temporary differences	2,849.98	3,264.92	2,558.49
Sub Total (B)	**2,849.98**	**3,264.92**	**2,558.49**
Total (A+B)	32767.47	29821.05	27,091.12

Tax recognised in other comprehensive income

(Rupees in lakhs)

Particulars	As at March 31,2026	As at March 31,2025	As at April 1, 2024
Defined benefit plan acturial gains (losses)	(13.99)	9.73	76.52
Change in fair value of Equity instruments	(7.84)	4.50	(13.67)
Total	(21.83)	14.24	62.84

Movement in deferred tax balances during the year along with category wise break up

(Rupees in lakhs)

Particulars	As at March 31,2026	As at March 31,2025	As at April 1, 2024
Deferred Tax Liability			
Property, Plant & Equipment	(43,181.75)	(40,329.11)	(37,093.88)
Sub Total	**(43,181.75)**	**(40,329.11)**	**(37,093.88)**
Deferred tax Assets			
Provision for Bad & Doubtful Debts	1,367.37	1,359.75	1,359.75
MAT Credit entitlement	-	12,340.23	24,411.95
Movement in Defined Benefit Plan	177.32	174.80	133.66
Diminution in Investment	1,048.32	1,048.32	1,048.32
Others	379.27	408.59	465.18
Sub Total	**2972.29**	**15331.68**	**27,418.86**
Net Deferred Tax Assets/ (Liabilities)	**(40,209.46)**	**(24,997.43)**	**(9,675.02)**

FINANCE & ACCOUNTS DEPT. KAMARAJAR PORT LIMITED

JASMINDER SINGH & ASSOCIATES FRN.016192N CHENNAI

Kamarajar Port Limited
CIN:U45203TN1999PLC043322
(A Company of Chennai Port Authority)
Notes forming part of the Consolidated Financial Statements for the Year ended 31st March 2026

11 Other Assets

(Rupees in lakhs)

Particulars	As at March 31,2026	As at March 31,2025	As at April 1, 2024
Non-Current			
Advance to Contractors	-	-	
Advance for Capital Expenditure	2,256.55	6,783.44	7,417.61
Prepaid Expenses	63.04	176.56	82.94
Deferred Employee Cost	275.73	257.09	129.08
Defined Benefit Plan Asset/(Liabilities) - Gratuity	-	-	5.24
Defined Benefit Plan Asset/ (Liabilities) Earned Leave Encashment	-	-	
Total	2595.31	7217.09	7634.87
Current			
Advance to Contractors	3,751.26	1,741.02	770.69
Prepaid Expenses	204.74	235.53	135.58
GST Input Credit	1,383.83	1,106.07	681.59
Other Assets	-	-	
Total	5339.83	3082.63	1587.86

Advance for Capital Expenditure under Non-Current Assets included in FY 2024-25 Rs. 4,509.50 lakhs representing excess payment made to project contractors at the time of takeover of assets and liabilities from Chennai Port Authority on 22.06.2001, which was contested in the High Court of Madras and Supreme Court of India. Pursuant to disposal of the Company's Appeal by the Hon'ble Supreme Court, the amount has been capitalised under the respective heads of Property, Plant and Equipment (PPE).

12 Inventories

(Rupees in lakhs)

Particulars	As at March 31,2026	As at March 31,2025	As at April 1, 2024
Stores and Spares	174.49	-	-
Total	174.49	-	-

Inventories includes unused materials including steel and rails returned from Capital projects

12A Trade Receivables

(Rupees in lakhs)

Particulars	As at March 31,2026	As at March 31,2025	As at April 1, 2024
Trade receivables			
Unsecured			
Considered good	10,181.48	9,352.57	7,537.95
Credit Impaired	3,915.54	3,891.22	3,891.22
Less: Allowances for doubtful debts (expected credit loss)	-3,915.54	-3,891.22	(3,891.22)
Total	10181.48	9352.57	9352.57

FINANCE & ACCOUNTS DEPT. KAMARAJAR PORT LIMITED

JASMINDER SINGH & ASSOCIATES FRN-016192N CHENNAI

Kamarajar Port Limited
CIN:U45203TN1999PLC043322
(A Company of Chennai Port Authority)
Notes forming part of the Consolidated Financial Statements for the Year ended 31st March 2026

13A Cash & Cash Equivalents

(Rupees in lakhs)

Particulars	As at March 31,2026	As at March 31,2025	As at April 1, 2024
Cash on hand	0.32	0.58	0.35
Cheques, Drafts on hand	-	-	-
Balances with Banks	2,586.58	4,946.77	2,079.84
Sub-total (A)	2586.90	4947.35	2,080.19
Other Bank Balances			
- Term Deposit			
- Less than 3 months	16,000.00	10,100.00	2,000.00
Total	18586.90	15047.35	4080.19

13B Bank balances other than cash and cash equivalents

Particulars	As at March 31,2026	As at March 31,2025	As at April 1, 2024
Bank balances other than cash and cash equivalents			
- Term Deposit			
- Original Maturity More than 3 months but less than 12 months	22,200.00	13,000.00	8,000.00
Total	22,200.00	13,000.00	8,000.00

14 Current Tax Assets

(Rupees in lakhs)

Particulars	As at March 31,2026	As at March 31,2025	As at April 1, 2024
Advance Tax and Tax Deducted at Source	1,34,981.97	1,21,452.50	1,06,971.36
Provision for Income Tax	-1,35,771.42	-1,18,194.16	(1,03,709.75)
Total	(789.45)	3258.35	3,261.60

FINANCE & ACCOUNTS DEPT. KAMARAJAR PORT LIMITED

JASMINDER SINGH & ASSOCIATES CA FRN-016192N CHENNAI

Kamarajar Port Limited
CIN:U45203TN1999PLC043322
(A Company of Chennai Port Authority)
Notes forming part of the Consolidated Financial Statements for the Year ended 31st March 2026

15 Equity Share Capital

(Rupees in lakhs)

Particulars	As at March 31,2026	As at March 31,2025	As at April 1, 2024
Authorized			
Equity shares of Rs. 10/- each			
500,000,000 equity shares	**50000.00**	**50000.00**	**50000.00**
Issued, subscribed and fully paid			
Equity shares of Rs. 10/- each			
300,000,000 equity shares held by Chennai Port Authority	30000.00	30000.00	30000.00
	30000.00	30000.00	30000.00

Reconciliation of share Capital:

Particulars	As at March 31 ,2026	
	No of Shares	Amount
Opening Equity Shares	30,00,00,000	3,00,00,00,000
Add: -No. of Shares, Share Capital issued/ subscribed during the year	-	-
Closing balance	30,00,00,000	3,00,00,00,000

Particulars	As at March 31 ,2025	
	No of Shares	Amount
Opening Equity Shares	300000000	3000000000
Add: -No. of Shares, Share Capital issued/ subscribed during the year	-	-
Closing balance	300000000	3000000000

Particulars	As at April 1 ,2024	
	No of Shares	Amount
Opening Equity Shares	300000000	3000000000
Add: -No. of Shares, Share Capital issued/ subscribed during the year	-	-
Closing balance	300000000	3000000000

Shares in the company held by Promoter & shareholder holding more than 5 percent

Name of the Shareholder	%	As at March 31,2026	As at March 31,2025
Chennai Port Authority	100%	30000	30000

Government of India disinvested its entire Equity shares held in the company to Chennai Port Authority through Share Purchase Agreement dated on 25.03.2020.

FINANCE & ACCOUNTS DEPT. KAMARAJAR PORT LIMITED

JASMINDER SINGH & ASSOCIATES FRN-018192N CHENNAI

Kamarajar Port Limited
CIN:U45203TN1999PLC043322
(A Company of Chennai Port Authority)
Notes forming part of the Consolidated Financial Statements for the Year ended 31st March 2026

16 Borrowings

(Rupees in lakhs)

Particulars	As at March 31,2026	As at March 31,2025	As at April 1, 2024
Secured - Non Current			
Term Loan			
Chennai Port Authority	9,000.00	11,301.25	13,602.50
Tax Free Bonds			
(i) Series 2012-13	1,168.27	1,166.95	1,166.02
(ii) Series 2013-14	28,534.27	28,522.66	28,514.67
Unsecured - Non Current			
Term Loan			
Loan From HDFC Bank	-	500.00	1,500.00
Loan From BOI Bank	3,157.24	-	-
Total	**41859.79**	**41490.86**	**44783.19**
Secured - Current			
Current maturies of Non-current debt			
- Chennai Port Authority	2,301.25	2,301.25	2,301.25
- Tax Free Bonds - Series 2013-14	-	-	-
- Tax Free Bonds - Series 2012-13	-	-	-
Unsecured - Current			
Current maturies of Non-current debt			
Loan From HDFC Bank	500.00	1,000.00	1,000.00
Total	**2801.25**	**3301.25**	**3301.25**

Secured Redeemable Non-Convertible Bonds

(i) Redeemable at par, 117156 Nos of 15 Year bonds of Face Value - Rs.1000/- each amounting to Rs.11,71,56,000/- are due on 25.03.2028 with interest rates @ 7.51% and 7.67% to Retail Investors and 7.01% and 7.17% to others respectively, payable annually. The bonds are secured against the assets of the company viz. Small Craft Jetty - 1, 2 and 3 and General Cargo Berth pursuant to the terms of the Bond Trust Deed registered on 25.03.2013.

(ii) Redeemable at par, 1916630 Nos of 15 Year bonds of Face Value - Rs.1000/- each amounting to Rs.191,66,30,000/- are due on 25.03.2029 and 943142 Nos of 20 Year Bonds of Face Value - Rs.1000/- each amount to Rs.94,31,42,000/- are due on 25.03.2034 with interest rates @ 9% to Retail Investors and, 8.75% to others, payable annually. The bonds are secured against the assets of the company viz. North Break Water pursuant to the terms of the Bond Trust Deed registered on 19.03.2014.

Term loan from Chennai Port Authority

Term Loan due to Chennai Port Trust converted at the time of taken over of assets & liabilities in the year 2001-02 and is repayable in 60 Equated Quarterly instalments commencing from 30.06.2012. The instalments are paid up to date during this period. The above loan is secured by hypothecation of specifically earmarked immovable fixed assets of the company. The company has borrowed an additional amount of Rs.70 crs and Rs 20 crs on 18.06.2018 and 29.09.2018 respectively on the same terms and conditions of the original loan. The interest rate during the year is 10.5% revised based on 1st April rate of MCLR of State Bank of India.

Term loan from HDFC Bank

HDFC Bank has sanctioned Unsecured Rupee Term Loan of Rs.50 Crore on 27th July 2021 @ interest rate of 91 days T Bill Plus 1.80% per annum with reset quarterly repayable within Five year including one year moratorium. During the year 2021-22, the Company has availed Rs.40 Cr for Capital Projects.

Term loan from Bank of India

Bank of India has sanctioned a secured Rupee Term Loan of Rs. 200 Crore on 21 November 2025, carrying interest at Repo Rate (5.50%) plus 1.60% spread. The effective interest rate was 7.10% per annum at sanction and stands revised to 6.85% per annum consequent to reduction in RBI Repo Rate. During FY 2025-26, the Company availed Rs. 31.57 Crore towards Capital Dredging Phase VI. The loans are secured against the assets of the company viz. General Cargo Berth -2 and Parking Yard pursuant to the terms of the Mortagage deed registered on 02.12.2025.

FINANCE & ACCOUNTS DEPT. KAMARAJAR PORT LIMITED

JASMINDER SINGH & ASSOCIATES FRN-016192N CHENNAI

17 Other Financial Liabilities

(Rupees in lakhs)

Particulars	As at March 31,2026	As at March 31,2025	As at April 1, 2024
Non Current			
Security Deposits	768.28	671.47	570.69
Retention Money Payable	-	-	
Total	768.28	671.47	570.69
Current			
Security Deposits	467.96	410.05	148.11
Retention Money Payable	183.99	169.69	156.10
Other Liabilities	155.96	158.84	
Total	807.91	738.58	431.55

18 Provisions

(Rupees in lakhs)

Particulars	As at March 31,2026	As at March 31,2025	As at April 1, 2024
Current			
FOR EMPLOYEE BENEFITS			
Leave Encashment	28.14	80.80	61.50
Gratuity	(18.08)	23.91	-
Performance Related Pay	293.00	271.00	258.00
Sub Total (A)	303.06	375.71	319.50
OTHER			
Expenses			
- Revenue	3078.72	3073.02	8550.69
- Capital	-	380.50	-
Sub Total (B)	**3078.72**	**3453.52**	**8550.69**
Total (A+B)	3381.79	3829.23	8870.19

19 Other Liabilities

(Rupees in lakhs)

Particulars	As at March 31,2026	As at March 31,2025	As at April 1, 2024
Non-Current			
Income Received in Advance	-	-	
Advance Lease Charges	5,919.62	6,385.19	5,882.87
Deferred Fair Valuation Gain - Security Deposits	440.18	483.66	507.65
Total	6359.80	6868.85	6390.52
Current			
Income Received in Advance	706.48	708.07	610.35
Other Statutory Payables	4,045.45	4,319.35	2,737.60
Advance Received from Customers	2,410.27	2,697.97	2,484.28
Advance Lease Charges	418.52	440.05	462.88
Other Liabilities	379.15	193.98	170.40
Total	7959.88	8359.43	6465.51

Advance Lease Charges includes Rs.4313.99 lakhs under Non-Current represents an amount from Indian Oil LNG Private Limited towards upfront licence fees for 30 years for 5,20,000 sq.m. Land allotted for the construction of LNG Terminal as per the Licence Agreement dated 31st July 2015.

20 Trade Payables

(Rupees in lakhs)

Particulars	As at March 31,2026	As at March 31,2025	As at April 1, 2024
Total outstanding dues to Micro & Small Enterprises	960.84	638.48	1,605.69
Total outstanding dues to Creditors other than Micro & Small Enterprises	7,689.60	5,091.84	6,536.62
Total	8650.43	5730.33	8142.32

FINANCE & ACCOUNTS DEPT. KAMARAJAR PORT LIMITED

JASMINDER SINGH & ASSOCIATES FRN-016192N CHENNAI

Kamarajar Port Limited
CIN:U45203TN1999PLC043322
(A Company of Chennai Port Authority)

Notes forming part of the Consolidated Financial Statements for the Year ended 31st March 2026

21 Revenue From Operations

(Rupees in lakhs)

Particulars	Year ended 31st March 2026	Year ended 31st March 2025
Throughput in MMT		43.51
Lease Income		
Composite Tariff on Coal	35,586.56	34,189.70
Estate Income	3,052.86	2,826.96
Revenue Share	45,942.17	42,985.60
Marine Services		
Vessel Related Income	27,277.81	23,887.75
Cargo Related Service		
Wharfage	9,523.81	7,206.15
Royalty	2,053.65	1,996.11
Other Operating Revenues		
Other Services	478.10	749.31
Total	1,23,914.97	1,13,841.57

FINANCE & ACCOUNTS DEPT. KAMARAJAR PORT LIMITED

JASMINDER SINGH & ASSOCIATES FRN-016192N CHENNAI

Kamarajar Port Limited
CIN:U45203TN1999PLC043322
(A Company of Chennai Port Authority)

Notes forming part of the Consolidated Financial Statements for the Year ended 31st March 2026

22 Other Income

(Rupees in lakhs)

Particulars	Year ended 31st March 2026	Year ended 31st March 2025
Interest from Banks	2,446.07	1,395.92
Interest on Staff Advances	61.49	49.50
Interest - Others	151.24	264.42
Short Term Gain from Mutual Fund	30.40	-
Interest on IT Refund	228.20	-
Other Non operating income	-	
Personnel & Vehicle Entry Pass	192.59	101.10
Profit on sale of Fixed Assets	283.86	-
Other Income	648.96	372.02
TOTAL	4132.58	2182.96

23 Operating Cost

(Rupees in lakhs)

Particulars	Year ended 31st March 2026	Year ended 31st March 2025
Time Charter Crafts	3,384.99	3,398.60
Consultancy Services - Operations	251.87	128.09
Power & Water charges	385.77	348.87
Environment	603.47	446.60
Fuel Expense	1,017.82	1,169.48
Manning Services	1,031.10	966.29
Survey & Maintenance Dredging	26.92	9.96
Repairs and Maintenance	1,413.46	1,651.12
Incentive	3,235.13	2,382.43
Insurance	462.06	333.24
TOTAL	11,812.60	10,834.67

FINANCE & ACCOUNTS DEPT. KAMARAJAR PORT LIMITED

JASMINDER SINGH & ASSOCIATES FRN-016192N CHENNAI

Notes forming part of the Consolidated Financial Statements for the Year ended 31st March 2026

24 Employee Benefits Expense

(Rupees in lakhs)

Particulars	Year ended 31st March 2026	Year ended 31st March 2025
Salaries and Wages	1,825.84	1,744.65
Contribution to Provident Fund	143.55	134.37
Staff Welfare expenses	19.86	14.26
Performance Related Pay	303.61	279.73
Employee Medical expenses	64.03	60.38
Terminal Benefits	193.91	205.37
TOTAL	2550.80	2438.75

25 Finance Cost

(Rupees in lakhs)

Particulars	Year ended 31st March 2026	Year ended 31st March 2025
Interest Expense :		
-Borrowings from Banks	76.09	150.36
- Tax Free Bonds - 2012-13	90.03	89.60
- Tax Free Bonds - 2013-14	2,556.00	2,541.99
- Others	1,375.72	1,580.37
- Tax Free Bond Expenses	5.63	4.49
TOTAL	4103.46	4366.81

26 Depreciation And Amortization Expenses

(Rupees in lakhs)

Particulars	Year ended 31st March 2026	Year ended 31st March 2025
Depreciation / Amortisation for the year		
Tangible Assets	10,339.63	8,565.51
Right- of- Use Assets	102.05	99.50
Intangible Assets	246.60	32.90
TOTAL	10688.28	8697.91

FINANCE & ACCOUNTS DEPT. KAMARAJAR PORT LIMITED

JASMINDER SINGH & ASSOCIATES FRN-016192N CHENNAI

Notes forming part of the Consolidated Financial Statements for the Year ended 31st March 2026

27 **Other Expenses**

(Rupees in lakhs)

Particulars	Year ended 31st March 2026	Year ended 31st March 2025
AMC - Software Expenses	417.74	437.15
Auditors' remuneration		
- Statutory audit	8.00	7.00
- Tax Audit Fees	1.00	1.00
- Payment for other Services	4.45	2.60
- Reimbursement of expenses	1.17	0.70
Electricity & Water Charges	11.40	54.87
Legal & Professional Charges	217.64	256.30
Miscellaneous Expense	507.27	412.68
Printing and stationery	15.60	15.93
Rent, Rates & Taxes	57.06	163.45
Safety & security expenses	1,443.22	1,411.50
Corporate Social Responsibility Expenses	1,454.66	1,444.81
Subscription & Membership fees	465.65	257.91
Communication Expenses	64.98	45.96
Travelling and conveyance	64.52	57.02
Vehicle running expenses	403.48	389.58
Advertising and promotional expenses	187.31	124.63
Manning Contract - Admin	968.87	849.71
Loss on Asset decapitalisation	196.92	-
Loss on Sale of Fixed Assets	5.95	-
Provision for Expected Credit Loss	24.46	-
TOTAL	6521.34	5932.79

FINANCE & ACCOUNTS DEPT. KAMARAJAR PORT LIMITED

JASMINDER SINGH & ASSOCIATES CHENNAI FRN-016192N

Notes forming part of the Consolidated Financial Statements for the Year ended 31st March 2026

Corporate Social Responsibility(CSR)

(a)

(Rupees in lakhs)

S.no	Name of the activity	Amount spent
(i)	The amount required to be spent by the company during the year,	1454.66
(ii)	Amount of expenditure incurred	519.10
(iii)	Shortfall at the end of the year,	935.56
(iv)	Total of previous years shortfall	
(v)	Reason of shortfall	On-going projects, payment will be made in due course
(vi)	Nature of CSR activities,	Education, Health Care, Rural Development etc.,
(vii)	Details of related party transactions,e.g.,contribution to a trust controlled by the company in relation to CSR expenditure as per relavant accounting standard	NIL
(viii)	Where a provision is made with respect to a liability incurred by entering into a contractual obligation, the movements in the provision during the year shall be shown separately	*

(b) Amount spent during the year on :

(Rupees in lakhs)

S. No.	Particulars	Yet to be paid in Cash
(i)	Construction / acquisition of any asset	0.00
(ii)	on purposes other than (i) above	519.10
	TOTAL	**519.10**

c. Movement in the Provisions(*) :

(Rupees in lakhs)

Opening Balance	Spent during the year	Provisions made during the year	Closing Balance
543.75	459.14	935.56	1394.7

FINANCE & ACCOUNTS DEPT. KAMARAJAR PORT LIMITED

JASMINDER SINGH & ASSOCIATES FRN-016192N CHENNAI

Notes forming part of the Consolidated Financial Statements for the Year ended 31st March 2026

28 Exceptional Items

(Rupees in lakhs)

Particulars	Year ended 31st March 2026	Year ended 31st March 2025
Exceptional Items	-	-
TOTAL	-	-

29 Earnings per Share

Particulars	Year ended 31st March 2026	Year ended 31st March 2025
Total Comprehensive Income for the Year	5,96,44,24,076.12	5,39,06,02,592.45
Weighted average number of shares - Basic	300000000	30,00,00,000.00
Weighted average number of shares - Diluted	300000000	30,00,00,000.00
Earnings per Share - Basic	19.87	17.97
Earnings per Share - Diluted	19.87	17.97

FINANCE & ACCOUNTS DEPT. ★ KAMARAJAR PORT LIMITED ★

JASMINDER SINGH & ASSOCIATES CA FRN-016192N ★ CHENNAI ★

NOTE 30 INTEREST IN ASSOCIATE AND JOINT VENTURE

a) Below are associates and joint ventures of the Group as at March 31, 2026:

(₹ in lakhs)

Name of entity	Relationship (Associate / Joint Venture)	Principal place of business	Principal activities	Accounting Method(Equity Method / FVTPL)	Ownership interest		Carrying amount		
					As at March 31, 2026	As at March 31, 2025	As at March 31, 2026	As at 31st March, 2025	As at 1st April, 2024
KANNIYAKUMARI PORT LIMITED	Associate	Thoothukudi	Port	Equity Method	40%	40%	(10.98)	(10.82)	(10.64)

b) Significant judgement: existence of significant influence:

1. Associates are the entities over which the Group has significant influence. Investment in associates are accounted for using the equity method of accounting. Significant influence is the power to participate in the financial and operating policy decisions of the investee but is not control or joint control of those policies.
2. In case of Kannayakumari Port Limited, the overall decision making is vested with the Board of Directors, where decision making is through simple majority.Accordingly, Kumarajar Port Limited ("KPL") does not have unilateral power to direct the relevant activities of the investee.
3. However, as KPL holds 40% of the voting power of the investee, it can be said to have significant influence over KANNIYAKUMARI PORT LIMITED

c) Summarised financial information for associates and joint venture which are material to the Group are as follows

Summarised Balance Sheet

(₹ in lakhs)

Particulars	KANNIYAKUMARI PORT LIMITED As at March 31, 2026 *	KANNIYAKUMARI PORT LIMITED As at March 31, 2025	KANNIYAKUMARI PORT LIMITED As at 1st April, 2024
Cash and cash equivalent	2.46	2.87	3.36
Financial assets other than cash and cash equivalents	-	-	-
Non-financial assets	-	-	-
Total Assets	2.46	2.87	3.36
Financial Liabilities	29.91	29.91	29.97
Non-financial liabilities	-	-	-
Total Liabilities	29.91	29.91	29.97
Net Assets	(27.45)	(27.04)	(26.61)
Percentage ownership	40%	40%	40%
Group's share of net assets	(10.98)	(10.82)	(10.64)

Summarised Statement of Profit & Loss

(₹ in lakhs)

Particulars	KANNIYAKUMARI PORT LIMITED As at March 31, 2026	KANNIYAKUMARI PORT LIMITED As at March 31, 2025	KANNIYAKUMARI PORT LIMITED As at 1st April, 2024
Revenue from operation	-	-	-
Other Income	-	-	-
Depreciation and amortisation	-	-	-
Interest expense	-	-	-
Tax expense	-	-	-
Other Expense	0.40	0.44	0.75
Profit or loss from continuing operations	**(0.40)**	**(0.44)**	**(0.75)**
Other comprehensive income	-	-	-
Total comprehensive income	**(0.40)**	**(0.44)**	**(0.75)**
Percentage ownership	40%	40%	40%
Group's share in profit for the year	(0.16)	(0.18)	(0.30)
Group's share in OCI for the year	-	-	-
Consolidation adjustment	-	-	-
Group's share of total comprehensive income	(0.16)	(0.18)	(0.30)

* Based on unaudited figures.

KUMARAJAR PORT LIMITED ★ FINANCE & ACCOUNTS DEPT.

JASMINDER SINGH & ASSOCIATES ★ CHENNAI ★ FRN-016192N

Note31: Disclosure Notes

1. **First Time Preparation of Consolidated Financial Statements:**

The Group had hitherto not prepared the Consolidated Financial Statements as the financial impact of consolidation of the financial information of its Associate, namely Kanyakumari Port Limited, was considered to be insignificant.

Since this is the first financial year in which the Company has prepared its Consolidated Financial Statements that includes the financial information of the Associate as well, in accordance with Ind AS 8 - Accounting Policies, Changes in Accounting Estimates, the Company has restated the balances of assets, and equity as on April 1, 2024, being the opening balances for the earliest prior period presented. Further, in accordance with Ind AS 1 - Presentation of Financial Statements, the Company has also presented the balance sheet as at April 1, 2024.

2. **Impact of restatement**

The impact of this restatement on the financial statement line items is as follows:

The Group holds investment at a cost of Rs. 2.00 Lakhs in the Associate. The Group's share of net assets (negative) in the Associate as at 01.04.2024, 31.03.2025 and 31.03.2026 is Rs. 10.64, Rs. 10.82 Lakhs and Rs. 10.98 lakhs respectively. Since the cumulative share of losses exceeds the Group's interest in the Associate as stated above, the Group has not recognised any share of losses in the Associate beyond the cost of investments for the current and previous year. Also refer Note No. 30.

3. **Commitments:**
Capital Commitments:

Estimated amount of contracts remaining to be executed on Capital Expenditure (net of advances) and not provided for Rs.16889.64lakhs (Previous Year. Rs.56115.73lakhs)

4. **Additional information pursuant to Schedule III of the Companies Act, 2013**

(Amount in Lakhs)

Sl.	Particulars	2025-26	2024-25
A	**Expenditure in Foreign currency on:**		
	(i) Professional and consultancy fee	-	-
	(ii) Tours and Travels	**10.45**	**5.70**
	(iii) Interest on Foreign Currency Loan including Hedging	-	-
	(iv) Others	-	-
B	**Earnings in Foreign Exchange**	-	-

Disclosure requirements of Indian Accounting Standards

5. **Disclosures in respect of Ind AS 107 - Financial Instruments**

5.1 **Financial Instruments by Categories**

The carrying value and fair value of financial instruments by categories were as follows:

FINANCE & ACCOUNTS DEPT. KAMARAJAR PORT LIMITED

JASMINDER SINGH & ASSOCIATES FRN.016192N CHENNAI

Kamarajar Port Limited,
CIN: U45203TN1999PLC043322
"Jawahar Buildings", 17, Rajaji Salai, Chennai 600 001.
Consolidation Notes to Accounts for the year ended March 31, 2026

(Amount in Lakhs as of March 31, 2026)

Particulars	Amortized cost	At Cost	Financial assets/ liabilities at fair value through profit or loss	Financial assets/liabilities at fair value through OCI	Total carrying value	Total fair value
Assets:						
Non-current investment (Ref Note No.7)	-	2.00	-	4197.86	4199.86	4199.86
Cash & Cash Equivalents (Ref Note No.13A)	18586.90	-	-	-	18586.90	18586.90
Bank balances other than Cash and Cash equivalents (Refer Note No. 13B)	22200.00	-	-	-	22200.00	22200.00
Trade Receivable (Ref Note No. 12)	10181.48	-	-	-	10181.48	10181.48
Loans and Advances (Ref Note No. 8)	750.42	-	-	-	750.42	750.42
Other Financial Assets (Ref Note No. 9)	3635.01	-	-	-	3635.01	3635.01
Liabilities:						
Term loan from Chennai Port Authority (Ref Note No. 16)	11301.25	-	-	-	11301.25	11301.25
Tax Free bonds (Ref Note No. 16)	29702.55	-	-	-	29702.55	29702.55
Loan from HDFC Bank (Ref Note No.16)	500.00	-	-	-	500.00	500.00
Loan from Bank of India(Ref Note No.16)	3157.24				3157.24	3157.24
Trade Payables - Outstanding dues to Micro & Small Enterprises (Ref Note No. 20)	960.84	-	-	-	960.84	960.84
Trade Payables - Outstanding dues to Creditors other than Micro & Small Enterprises (Ref Note No. 20)	7689.60	-	-	-	7689.60	7689.60
Other Financial Liabilities (Ref Note No.17)	1576.19	-	-	-	1576.19	1576.19

FINANCE & ACCOUNTS DEPT. KAMARAJAR PORT LIMITED

JASMINDER SINGH & ASSOCIATES CA FRN:016192N CHENNAI

(Amount in Lakhs as of March 31, 2025)

Particulars	Amortized cost	At Cost	Financial assets/ liabilities at fair value through profit or loss	Financial assets/liabilities at fair value through OCI	Total carrying value	Total fair value
Assets:						
Non-current Investment (Ref Note No.7)	-	2.00	-	4175.43	4177.43	4177.43
Cash & Cash Equivalents (Ref Note No.13A)	15047.35	-	-	-	15047.35	15047.35
Bank balances other than Cash and Cash equivalents (Refer Note No. 13B)	13000.00	-	-	-	13000.00	13000.00
Trade Receivable (Ref Note No. 12)	9352.57	-	-	-	9352.57	9352.57
Loans and Advances (Ref Note No. 8)	661.92	-	-	-	661.92	661.92
Other Financial Assets (Ref Note No. 9)	3643.85	-	-	-	3643.85	3643.85
Liabilities:						
Term loan from Chennai Port Authority (Ref Note No. 16)	13602.50	-	-	-	13602.50	13602.50
Tax Free bonds (Ref Note No. 16)	29689.61	-	-	-	29689.61	29689.61
Loan from HDFC Bank (Ref Note No.16)	1500.00	-	-	-	1500.00	1500.00
Trade Payables - Outstanding dues to Micro & Small Enterprises (Ref Note No. 20)	638.48	-	-	-	638.48	638.48
Trade Payables- Outstanding dues to Creditors other than Micro & Small Enterprises (Ref Note No. 20)	5091.84	-	-	-	5091.84	5091.84
Other Financial Liabilities (Ref Note No.17)	1410.04	-	-	-	1410.04	1410.04

5.2. Fair Value Hierarchy

- Level 1: Quoted prices (unadjusted) in active markets for identical assets or liabilities.

FINANCE & ACCOUNTS DEPT. KAMARAJAR PORT LIMITED

JASMINDER SINGH & ASSOCIATES CHENNAI FRN-016192N

- **Level 2** - Inputs other than quoted prices included within Level 1 that are observable for the asset or liability, either directly (i.e. as prices) or indirectly (i.e. derived from prices).

- **Level 3** - Inputs for the assets or liabilities that are not based on observable market data (unobservable inputs).

The following table presents fair value hierarchy of assets and liabilities measured at fair value:

(Amount in Lakhs)

Particulars	For the year 31.03.2026				For the year 31.03.2025			
	Level 1	Level 2	Level 3	Total	Level 1	Level 2	Level 3	Total
Financial Assets	-	-	-	-	-	-	-	-
Investments in unquoted equity instruments	-	-	4123.00	4,123.00	-	-	4123.00	4,123.00
Investments in quoted equity instruments	76.86	-	-	76.86	54.43	-	-	54.43

5.3 Financial risk management

Financial risk factors

The Group's activities are exposed to limited financial risks: market risk, credit risk and liquidity risk. The Group's primary focus is to foresee the unpredictability of financial markets and seek to minimize potential adverse effects on its financial performance.

a) Market risk

Market risk is the risk that the fair value of future cash flow of financial instruments will fluctuate because of changes in market price.

The Group has interest rate risk as the Market risk. The Group does not have price risk on its financial instruments since Group does not have any derivative financial asset.

Interest Rate Risk:

Interest rate risk is the risk that the fair value or future cash flows of a financial instrument will fluctuate because of changes in market interest rates. The exposure to the risk of changes in market interest rates relates primarily to the long-term debt obligations with floating interest rates.

The Group has interest rate risk on the loans obtained from Chennai Port Authority as the annual interest rate reset is pegged to the movement in MCLR rate of State Bank of India.

The Group has availed Term loan from HDFC bank as the annual interest rate reset is pegged to the movement in 91 days T Bills.

The Group has availed Term loan from Bank of India as the annual interest rate reset is pegged to the movement in Repo Rate.

FINANCE & ACCOUNTS DEPT. KAMARAJAR PORT LIMITED

JASMINDER SINGH & ASSOCIATES FRN-016192N CHENNAI

As at the reporting date, the interest rate profile of the Group's interest-bearing financial instruments are as follows:

(Amount in lakhs)

Particulars	31st Mar 2026	31st Mar 2025
Financial Asset		
- Fixed Deposit with Bank	38200.00	23100.00
- Employee Advance	731.84	643.33
Financial Liabilities		
- Tax Free Bonds	29702.55	29689.61
Variable Rate Instruments		
- Loan from Chennai Port Authority	11301.25	13602.50
- Loan from HDFC Bank	500.00	1500.00
- Loan from Bank of India	3157.24	-

Interest rate sensitivity

If interest rates had been 50 basis points higher / lower and all other variables were held constant, the Group's profit for the year ended March 31, 2026 would decrease / increase by 64.09 Lakhs (for the year ended March 31, 2025 : decrease / increase by Rs.75.97 lakhs). The same has been calculated based on risk exposure outstanding as on balance sheet date. The year end balances are not necessarily representative of average debt outstanding during the year.

b) Credit Risk

Credit risk refers to the risk of default on its obligation by the counterparty resulting in a financial loss. Since the Group generally stipulates pre-payment with respect to its income for major port services, there is normally no credit offered to anyone. In such cases there is no credit default risk. However, where the Group is rendering certain ancillary / support services the invoices are raised, as and when the services are rendered and in cases of disagreement on user charges, licence fee etc. on settlement of disputes and in these cases, there could be an element of credit default risk.

Trade Receivables

The Group has outstanding trade receivables amounting to Rs.10181.48lakhs and Rs.9352.57lakhs as of March 31, 2026, and March 31, 2025, respectively. Trade receivables are typically unsecured and are derived from revenue accrual from customers. Since most of the port services are rendered on pre-recovery basis by collecting in advance, Trade receivable constitutes the unpaid Revenue dues mostly towards Estate rentals and allied services. Provision for disputed debts are reviewed at each balancesheet date and provided for on a case-to-case basis.

The Group filed its claim ofRs.65.29crin Form C on 24.07.2023 before the liquidator of SIOTL in the capacity of an operational creditor. The said claim was rejected partially by the liquidator vide e-mail dated 03.08.2023 and the same was appealed before NCLAT. Out of claim of Rs.65.29 cr before Liquidator, an amount of Rs.9.37cr towards Arrears on Licence fee, Rs.14.97cr towards Interest on delayed payments and Rs.2.05 cr towards Others etc., were not recognised in the books of accounts as per accounting policy. The said case is still pending before NCLAT.

Credit risk exposure

An age-wise analysis of trade receivables at each reporting date is summarized below:

FINANCE & ACCOTS DEPT. KAMARAJAR PORT LIMITED

JASMINDER SINGH & ASSOCIATES FRN-816192N CHENNAI

Kamarajar Port Limited,
CIN: U45203TN1999PLC043322
"Jawahar Buildings", 17, Rajaji Salai, Chennai 600 001.
Consolidation Notes to Accounts for the year ended March 31, 2026

(Amount in Lakhs as of 31st March 2026)

Particulars	Outstanding for following periods from due date of payment					Total
	Less than 6 months	6 months - 1 year	1-2 Years	2-3 years	More than 3 years	
(i) Undisputed Trade receivables - considered good	6112.22	-	-	-	22.67	6134.89
(ii) Undisputed Trade Receivables which have significant increase in credit risk	-	-	-	-	-	-
(iii) Undisputed Trade Receivables — credit impaired	-	-	-	-	3915.54	3915.54
(iv) Disputed Trade Receivables — considered good	822.01	68.9	220.98	359.45	2575.25	4046.59
(v) Disputed Trade Receivables — which have significant increase in credit risk	-	-	-	-	-	-
(vi) Disputed Trade Receivables — credit impaired	-	-	-	-	-	-

(Amount in Lakhs as of 31st March 2025)

Particulars	Outstanding for following periods from due date of payment					Total
	Less than 6 months	6 months -1 year	1-2 Years	2-3 years	More than 3 years	
(i) Undisputed Trade receivables - considered good	6003.73	87.28	4.11	0.33	32.53	6127.99
(ii) Undisputed Trade Receivables which have significant increase in credit risk	-	-	-	-	-	-
(iii) Undisputed Trade Receivables — credit impaired	-	-	-	-	3891.22	3891.22

FINANCE & ACCOUNTS DEPT. KAMARAJAR PORT LIMITED

JASMINDER SINGH & ASSOCIATES FRN-016192N CHENNAI

(iv) Disputed Trade Receivables — considered good	68.90	220.98	359.45	149.75	2425.50	3224.58
(v) Disputed Trade Receivables — which have significant increase in credit risk	-	-	-	-	-	-
(vi) Disputed Trade Receivables — credit impaired	-	-	-	-	-	-

Provision for impairment of trade receivables is made on Expected Credit Loss basis or is based on the likely outcome of disputes over the interpretation of certain clauses in the concessionaire agreements. The group considers all other financial assets which are not impaired and past due for each reporting date under review are of good credit quality.

Other financial assets

Credit risk relating to cash and cash equivalents is considered negligible because our counterparties are banks. We consider the credit quality of term deposits with banks which are subjected to the regulatory oversight of the Reserve Bank of India to be good, and we review these banking relationships on an ongoing basis. Credit risk related to employee loans are considered negligible since loans are secured either as mortgage of the title deed of the property or by way of hypothecation of the vehicle for which these loans have been granted to the employees. Besides, the group has appropriation right over the terminal benefits due to the employees. Therefore, there is no requirement for impairment provision for these financial assets. We consider all the above financial assets as at the reporting dates to be of good credit quality.

c) Liquidity Risk

Our liquidity needs are monitored on the basis of monthly and yearly projections. The group's principal sources of liquidity are cash and cash equivalents, cash generated from operations,

We manage our liquidity needs by continuously monitoring cash inflows and by maintaining adequate cash and cash equivalents. Net cash requirements are compared to available cash in order to determine any shortfalls.

The short-term liquidity requirement consists mainly of resources required to settle trade payables, expenses payable, employee dues, repayment of current maturities of loans, etc., arising during the normal course of business as of each reporting date. We maintain sufficient balance in cash and cash equivalents to meet our short-term liquidity requirements.

We assess long-term liquidity requirements on a periodical basis and manage them through internal accruals. Our non-current liabilities include borrowings from Chennai Port Authority, Tax Free Bonds, and Term loan from HDFC Bank and Bank of India, Retention money payable and Security deposits.

The table below provides details regarding the contractual maturities of non-derivative financial liabilities. The table has been drawn up based on the undiscounted cash flows of financial liabilities based on the earliest date on which the group can be required to pay. The table includes both principal & interest cash flows.

FINANCE & ACCOUNTS DEPT. KAMARAJAR PORT LIMITED

JASMINDER SINGH & ASSOCIATES FRN-016192N CHENNAI

Kamarajar Port Limited,
CIN: U45203TN1999PLC043322
"Jawahar Buildings", 17, Rajaji Salai, Chennai 600 001.
Consolidation Notes to Accounts for the year ended March 31, 2026

(Amount in Lakhs as of March 31, 2026)

Particulars	Less than 6 months	6 months to 1 year	1-3 years	3-5 years	More than 5 years	Total
Chennai Port Authority Loan	1150.62	1150.62	4602.48	4397.53	-	**11301.25**
Loan from HDFC Bank	500.00	-	-		-	**500.00**
Loan from Bank of India	-	-	2367.93	789.31		**3157.24**
Tax Free Bonds	-	-	20337.86	-	9364.69	**29702.55**
Retention money	183.99	-	-	-	-	**183.99**
Security Deposits	410.05	57.91	-	-	768.28	**1236.24**
Other Liabilities	-	155.96	-	-	-	**155.96**
	2244.66	**1364.49**	**27308.27**	**5186.84**	**10132.97**	**46237.23**

(Amount in Lakhs as of March 31, 2025)

Particulars	Less than 6 months	6 months to 1 year	1-3 years	3-5 years	More than 5 years	Total
Chennai Port Authority Loan	1150.62	1150.62	4602.48	4602.48	2096.30	**13602.50**
Loan from HDFC Bank	500.00	500.00	500.00	-	-	**1500.00**
Tax Free Bonds	-	-	1171.56	19166.30	9351.75	**29689.61**
Retention money	169.69	-	-	-	-	**169.69**
Security Deposits	-	410.05	-	-	671.47	**1081.52**
Other Liabilities	-	158.84	-	-	-	**158.84**
	1820.31	**2219.51**	**6274.04**	**23768.78**	**12119.52**	**46202.16**

Trade Payables ageing schedule for the FY 25-26

(Amount in Lakhs)

Particulars	**Outstanding for following periods from due date of payment**				
	Less than 1 year	**1-2 years**	**2-3 years**	**More than 3 years**	**Total**
(i) MSME	960.84	-	-	-	960.84
(ii) Others	7223.44	9.15	11.17	445.82	7689.58
(iii) Disputed dues – MSME	-	-	-	-	-
(iv) Disputed dues – Others	-	-	-	-	-

FINANCE & ACCOUNTS DEPT. ★ KAMARAJAR PORT LIMITED ★

JASMINDER SINGH & ASSOCIATES ★ CHENNAI ★ FRN-018192N

Trade Payables ageing schedule for the FY 24-25

(Amount in Lakhs)

Particulars	Outstanding for following periods from due date of payment				
	Less than 1 year	1-2 years	2-3 years	More than 3 years	Total
(i) MSME	638.48	-	-	-	638.48
(ii) Others	4479.47	197.76	104.74	309.87	5091.84
(iii) Disputed dues – MSME	-	-	-	-	-
(iv) Disputed dues – Others	-	-	-	-	-

6. **Disclosure in respect of Indian Accounting Standard (Ind AS)-21 "The Effects of changes in Foreign Exchange Rates"**

The amount of exchange differences (net) debited to the Statement of Profit & Loss is **NIL** (Previous year - NIL) under Other Expenses.

7. **Disclosure in respect of Indian Accounting Standard (Ind AS)-36 "Impairment of assets"**

During the year, the group has reviewed its Property Plant and Equipment for impairment of assets as per Ind AS-36 and has observed no impairment of assets in the current Financial Year **Nil** (Previous year – NIL).

8. **Disclosure in respect of Indian Accounting Standard (Ind AS)-20 "Accounting for Government Grants and Disclosure of Government Assistance"**

(Amount in Lakhs)

Grant received for	2025-26	2024-25
Government Grants	-	-
Total Grants Received	-	-

9. **Disclosure in respect of Indian Accounting Standard (Ind AS)-12 "Income Taxes"**

Reconciliation between the statutory income tax rate applicable to the group **and the effective income tax rate of the** group **is as follows:**

(Amount in Lakhs)

Particulars	March 31,2026	March 31,2025
Accounting profit before tax	92,371.06	83,753.58
Applicable tax rate of the reporting entity	34.94%	34.94%
Expected total tax expense	32,274.44	29,263.50
Amount charged in Statement of Profit and Loss	32,767.47	29,821.05
Difference	**493.02**	**557.55**
Tax effect of amounts which are (not deductible) /allowable in calculating taxable income:		

FINANCE & ACCOUNTS DEPT. KAMARAJAR PORT LIMITED

JASMINDER SINGH & ASSOCIATES FRN-016192N CHENNAI

Expenditures not deductible for tax purpose	536.38	524.44
Profit of sale of asset	(28.30)	-
Others	(15.06)	33.11
Total	**493.02**	**557.55**

10. Disclosure in respect of Indian Accounting Standard (Ind AS)-115 "Revenue from Contracts with Customers"

(Rupees in Lakhs)

Timing of recognition	March 31,2026	March 31,2025
At a point in time	1,20,862.11	1,11,014.61
Over a period of time	3,052.86	2,826.96
Total Income from Port services	**1,23,914.97**	**1,13,841.57**

(Rupees in Lakhs)

Reconciliation of revenue recognised with contract price:

Particulars	March 31, 2026	March 31, 2025
Contract price	135905.71	123773.92
Adjustment for:		
Credits/discount	11990.74*	9932.35*
Revenue from Contract with Customer	**1,23,914.97**	**1,13,841.57**

*In addition to the above, Rs.3235.13 lakhs for FY 2025-26 and Rs.2463.32 lakhs for FY 2024-25 is given as discount towards composite tariff for the vessel handled by NTECL to TNPGCL as Incentive (as per Agreement) and classified under Operating Cost.

Contract balances

The following table provides information about receivables, contract assets and contract liabilities from contracts with customers

Particulars	March 31,2026	March 31,2025
Receivables, included under trade receivables	10,181.48	9,352.57
Contract liabilities included under advance from customers	2,410.27	2,697.97

The amount of INR 2,697.97 lakhs included in contract liabilities as at March 31, 2025 has been recognised as revenue during the year ended March 31, 2026 (INR 2,484.28 lakhs for March 31, 2025).

The contract liabilities primarily relate to the advance consideration received from customers for which service is expected to be completed in the next one year.

FINANCE & ACCOUNTS DEPT. KAMARAJAR PORT LIMITED

JASMINDER SINGH & ASSOCIATES CA FRN 016192N CHENNAI

11. Disclosure in respect of Indian Accounting Standard (Ind AS)-19 "Employee Benefits"

a. General description of various employee's benefit schemes are as under:

a) Provident Fund:

The group's Provident Fund is deposited with Regional Provident Fund Commissioner. The grouppays fixed contribution to provident fund at pre-determined rate.

b) Gratuity:

The grouphas a defined benefit gratuity plan. Every employee who has rendered continuous service of five years or more is entitled to get gratuity @ 15 days salary (15/26 x last drawn basic pay plus dearness allowance) for each completed year of service on superannuation, resignation, termination, and disablement or on death. A trust has been formed for this purpose. This scheme is being managed by the Life Insurance Corporation of India (LIC) for which the group has taken a Master Policy.

The scheme is funded by the groupand the contributions are paid to the insurer, i.e., the Life Insurance Corporation of India as per the demand made by them. The recognition of net obligation for the defined benefit plan and the disclosure of information as required under Ind AS-19 is made in accordance with the actuarial valuation report.

c) Superannuation Scheme:

The group has implemented a non-contributory Employee's Group Superannuation Pension Scheme which is also managed by LIC of India. Contributions @12% of Basic Pay plus dearness allowance of the enrolled employee is made to the Corporation.

The contribution to the scheme for the period is grouped under Employee Cost on accrual basis. In respect of employees on deputation, pension contribution is calculated as per lending organization/Govt. of India Rules and is accounted for on accrual basis.

d) Leave:

The groupprovides for Earned Leave benefits and Half-Pay Leave to the employees of the group, which accrue annually at 30 days & 20 days respectively. The Earned Leave is encashable once in a calendar year while in service for a period of maximum 30 days as per eligibility and on Superannuation, the maximum limited to 300 days.

The liability on Earned leave is recognized on the basis of actuarial valuation.

JASMINDER SINGH & ASSOCIATES CA FRN-016182N CHENNAI

FINANCE & ACCOUNTS DEPT. KAMARAJAR PORT LIMITED

b. The summarized position of various defined benefits recognized in the Statement of Profit & Loss, Other Comprehensive Income (OCI) and Balance Sheet & other disclosures are as under:

(Amount in Lakhs)

Particulars		Gratuity (Funded)	Leave Encashment (Funded)
Defined Benefit Obligation	C.Y.	621.80	544.30
	P.Y.	594.04	522.12
Fair Value of Plan Assets	C.Y.	639.89	516.16
	P.Y.	570.13	441.32
Funded Status [Surplus/(Deficit)]	C.Y.	(18.07)	28.14
	P.Y.	23.91	80.80
Effect of asset ceiling	C.Y.	-	-
	P.Y.	-	-
Net Defined Benefit Assets/(Liabilities)	C.Y.	(18.07)	28.14
	P.Y.	23.91	80.80

Movement in defined benefit obligation

(Amount in Lakhs)

Particulars		Gratuity (Funded)	Leave Encashment (Funded)
Defined benefit obligation - Beginning of the year	C.Y.	594.04	522.12
	P.Y.	502.47	454.15
Current service cost	C.Y.	33.92	27.79
	P.Y.	33.62	31.49
Interest Cost	C.Y.	40.01	34.96
	P.Y.	35.96	32.55
Benefits Paid	C.Y.	(9.58)	(14.30)
	P.Y.	(7.39)	(5.47)
Re-measurements - actuarial loss/(gain)	C.Y.	(36.57)	(26.27)
	P.Y.	29.38	9.41
Defined benefit obligation – End of the year	C.Y.	621.81	544.29
	P.Y.	594.04	522.12

FINANCE & ACCOUNTS DEPT. KAMARAJAR PORT LIMITED

JASMINDER SINGH & ASSOCIATES FRN-016192N CHENNAI

Movement in plan asset

(Amount in Lakhs)

Particulars		Gratuity (Funded)	Leave Encashment (Funded)
Fair value of plan assets at beginning of year	C.Y.	570.13	441.31
	P.Y.	507.72	392.65
Interest income	C.Y.	39.61	31.35
	P.Y.	37.45	28.97
Employer contributions	C.Y.	36.26	55.10
	P.Y.	30.84	23.89
Benefits paid	C.Y.	(9.58)	(14.30)
	P.Y.	(7.39)	(5.47)
Re-measurements – Return on plan assets	C.Y.	3.45	2.69
	P.Y.	1.52	1.27
Fair value of plan assets at end of year	C.Y.	639.88	516.15
	P.Y.	570.13	441.32

Amount Recognized in Statement of Profit and Loss and Other Comprehensive Income

(Amount in Lakhs)

Particulars		Gratuity (Funded)	Leave (Funded)
Current service cost	C.Y.	33.92	27.79
	P.Y.	33.62	31.49
Past Service Cost – Plan Amendment	C.Y.	-	-
	P.Y.	-	-
Curtailment cost/(credit)	C.Y.	-	-
	P.Y.	-	-
Settlement cost/(credit)	C.Y.	-	-
	P.Y.	-	-
Service Cost (A)	C.Y.	33.92	27.79
	P.Y.	33.62	31.49
Net Interest Cost (B)	C.Y.	0.39	3.61
	P.Y.	(1.49)	3.57
Net Interest on Net Defined Benefit Liability/(assets) **(C)**	C.Y.	-	(28.96)
	P.Y.	-	8.13
Cost Recognized in P&L (A+B+C)	C.Y.	34.31	2.44
	P.Y.	32.13	43.19
Total Remeasurement in OCI	C.Y.	(40.04)	-
	P.Y.	27.86	-

FINANCE & ACCOUNTS DEPT. KAMARAJAR PORT LIMITED

JASMINDER SINGH & ASSOCIATES FRN-016192N CHENNAI

Sensitivity Analysis

(Amount in Lakhs as of March 31, 2026)

Assumption	Change in Assumption	Gratuity (Funded)	Leave (Funded)
Salary growth rate	1.00%	655.56	570.30
	-1.00%	587.21	519.93
Attrition rate	1.00%	632.88	546.36
	-1.00%	609.47	542.08
Discount rate	1.00%	577.05	523.43
	-1.00%	672.49	566.95
Mortality rate	10.00%	622.34	544.39
	-10.00%	621.26	544.20

(Amount in Lakhs as of March 31, 2025)

Assumption	Change in Assumption	Gratuity (Funded)	Leave (Funded)
Salary growth rate	1.00%	631.27	548.18
	-1.00%	557.58	497.77
Attrition rate	1.00%	603.09	523.76
	-1.00%	583.91	520.36
Discount rate	1.00%	547.89	501.09
	-1.00%	646.60	545.02
Mortality rate	10.00%	594.47	522.20
	-10.00%	593.61	522.04

Actuarial Assumption

Particulars		Gratuity (Funded)	Leave (Funded)
Method used	**C.Y.**	**PUC**	**PUC**
	P.Y.	PUC	PUC
Discount rate	**C.Y.**	**7.31%**	**7.31%**
	P.Y.	**6.79%**	**6.79%**
Rate of salary increase	**C.Y.**	**5%**	**5%**
	P.Y.	5%	5%
Rate of return of plan Asset	**C.Y.**	**-**	**-**
	P.Y.	-	-
Withdrawal Rate	**C.Y.**	**1% to 3%**	**1% to 3%**
	P.Y.	1% to 3%	1% to 3%
Retirement Age	**C.Y.**	**60 Years**	**60 Years**
	P.Y.	60 Years	60 Years
Average Future Service	**C.Y.**	**14.15**	**14.15**
	P.Y.	13.02	13.02
Mortality rate	**C.Y.**	**IALM (2012-14) Table**	**IALM (2012-14) Table**

FINANCE & ACCOUNTS DEPT. KAMARAJAR PORT LIMITED

JASMINDER SINGH & ASSOCIATES FRN-016192N CHENNAI

Particulars		Gratuity (Funded)	Leave (Funded)
	P.Y.	IALM (2012-14) Table	IALM (2012-14) Table
Disability Rate	**C.Y**	No explicit loading	No explicit loading
	P.Y.		
Leave Encashment Rate during employment	**C.Y.**	-	**10.00%**
	P.Y.	-	10.00%
Leave Availment Rate	**C.Y.**	-	**2.00%**
	P.Y.	-	2.00%

Category of investment in Plan assets

Category of Investment	% of fair value of plan assets
Insurance Policies	100%

Maturity profile of Defined Benefit Obligation

Particulars	March 31, 2026	March 31, 2025
Weighted average duration (based on discounted cash flows)	9 Years	9 Years

The expected cash flows of defined benefit obligation over the future periods

Particulars	March 31, 2026	March 31, 2025
Year 1	23,95,901	25,85,715
Year 2	63,13,080	22,09,119
Year 3	56,84,798	59,11,804
Year 4	57,78,752	53,00,167
Year 5	82,07,849	54,37,874
Year 6	40,95,657	92,67,361
Year 7	59,20,232	36,34,488
Year 8	96,38,658	54,83,674
Year 9	86,59,371	89,36,660
Year 10	22,22,192	78,52,374
Year 11+	6,31;53,039	5,90,10,475

12. Disclosure in respect of Indian Accounting standard (Ind AS)-108: "Operating Segments"

The groupprimarily operates in one segment – Port Services and there is no reportable Geographical segment either.

The groupderives revenues from the following customers which accounts for 10% or more of group's revenues. In respect of the other customers, their individual share is less than 10% of the group's revenues

FINANCE & ACCOUNTS DEPT. KAMARAJAR PORT LIMITED

PARMINDER SINGH & ASSOCIATES FRN-016192N CHENNAI

(Amount in Lakhs)

Customer	For the year ended 31 March 2026	For the year ended 31 March 2025
TNPGCL (erstwhile TANGEDCO)	18218.66	16775.40
NTECL (JV of TNPGCL & NTPCL)	17239.44	17414.29
Ennore Coal Terminal Private Limited	23141.99	20613.90
Adani Ennore Container Terminal Pvt Ltd	14094.67	13076.85

13. Disclosure in respect of Indian Accounting Standard 23 "Borrowing Costs":

Borrowing costs capitalised during the year is 56.26lakhs (Previous Year -NIL) in the respective carrying amount of Capital works in Progress (CWIP).

14. Disclosure in respect of Indian Accounting Standard 24 "Related Parties Disclosures"

A. Disclosures for Other than Govt. Related Entities

a. List of Related parties:

Key Managerial Persons:

Name	Designation
Shri. Sunil Paliwal, IAS.,	Chairman (Up to 09.01.2026) *
Shri. J.P. Irene Cynthia, IAS.,	Managing Director
Smt. J.P. Irene Cynthia, IAS.,	Chairperson & Managing Director (Appointed on 10.02.2026 and assumed charge on 16.02.2026)
Shri. S. Viswanathan, IAS.,	Nominee Director
Shri. Samarth Varma, IAS.,	Nominee Director (From 11.02.2026)
Shri R.M Narayanan, FCA, PGDM	Independent Director
Capt. Anoop Kumar Sharma	Independent Director
Smt. Sarla Balagopal, IRTS (Retd.)	Independent Director
Smt. Kavita Satvi	Chief Financial Officer (Up to 25.05.2025)
Shri C.S. Vemanna	Chief Financial Officer (i/c) (From 26.05.2025 - Up to 08.06.2025)
Smt. Kavita Satvi	Chief Financial Officer (From 09.06.2025)
Smt. Jayalakshmi Srinivasan	Company Secretary & Compliance Officer (Up to 30.04.2025)
Smt. R. Roopa	Company Secretary & Compliance Officer (From 07.07.2025)

FINANCE & ACCOUNTS DEPT. KAMARAJAR PORT LIMITED

JASMINDER SINGH & ASSOCIATES FRN-016192N CHENNAI

*** On 9th January 2026, Board took note of cessation of Shri. Sunil Paliwal (DIN No.01310101) as Chairman, KPL and Nominee Director of Chennai Port Authority.**

Compensation of key management personnel

(Amount in Lakhs)

Particulars	For the year ended March 31, 2026	For the year ended March 31, 2025
Remuneration and Short-term benefits	101.97	117.24
Post-employment benefits	34.71	12.56
Other long-term benefits	-	-
Share-based payments	-	-
Sitting fee	23.20	24.40
Total	**159.88**	**154.20**
Recovery of Loans & Advances during the year	-	-
Advances released during the year	-	-
Closing Balance of Loans & Advances	-	-

B. Other Entities:

(i) M/s. Kanyakumari Port Ltd.,

(ii) Chennai Port Authority

Transaction with other related parties:

(Amount in Lakhs)

Particulars	For the year ended March 31, 2026	For the year ended March 31, 2025
Interest Paid	1337.90	1553.20
Loan Repaid	2301.25	2301.25
Lease Rent Expenses	54.45	52.60
Project Management Services	-	144.91
Interim & Final Dividend	30000.00	39000.00
Manpower	938.01	609.86
Others	28.73	161.78
Closing Balance of Term Loan	11301.25	13602.50
Lease Rent – Deposit	259.66	259.66

15. Disclosure in respect of Indian Accounting standard (Ind AS) 116 "Leases"

a. Operating lease

i) As a Lessee

- **Future minimum lease payments under non-cancellable operating leases excluding upfront fee payments**

FINANCE & ACCOUNTS DEPT. KAMARAJAR PORT LIMITED

JASMINDER SINGH & ASSOCIATES FRN-016192N CHENNAI

(Amount in Lakhs)

Particulars	For the year ended March 31, 2026	For the year ended March 31, 2025
Not later than 1 year	-	-
Later than 1 year and not later than 5 years	-	-
Later than 5 years	-	-

(Amount in Lakhs)

Particulars	For the year ended March 31, 2026	For the year ended March 31, 2025
Minimum lease payments	-	-

Leasing arrangement:

The group has leased office premises for 30 years from Chennai Port Authority upfront premium lease payments.

ii. As a lessor

- **Future minimum lease receivables under non-cancellable operating lease**

(Amount in Lakhs)

Particulars	For the year ended March 31, 2026	For the year ended March 31, 2025
Not later than 1 year	3937.39	3749.896
Later than 1 year and not later than 5 years	22844.40	21756.57
Later than 5 years	65395.25	70420.47

- **Leasing arrangement:**

As per the business model adopted by the group, the development, operation, marketing and maintenance of cargo terminals are left with the Captive / PPP BOT operators on 30 years Licence / Concession Agreement. The groupleased out waterfront and land area for development of Berths through BOT operators / Captive users as per the Licence / Concession Agreement.

FINANCE & ACCOUNTS DEPT. ★ KAMARAJAR PORT LIMITED ★

JASMINDER SINGH & ASSOCIATES CA FRN-016192N ★ CHENNAI ★

16. Disclosure in respect of Indian Accounting Standard (Ind AS)-33 "Earnings Per Share(EPS)"

a) Basic EPS

The earnings and weighted average number of ordinary shares used in the calculation of basic EPS is as follows:

(Amount in Lakhs)

Particulars	For the year ended March 31, 2026	For the year ended March 31, 2025
Profit (loss) for the year, attributable to the owners of the group	59603.60	53932.53
Earnings used in calculation of basic earnings per share(A)	59603.60	53932.53
Weighted average **number** of ordinary shares for the purpose of basic earnings per share(B)	300000000	300000000
Basic EPS(A/B) – Rs.	**19.87**	**17.98**

a) Diluted EPS

The earnings and weighted average number of ordinary shares used in the calculation of Diluted EPS is as follows:

(Amount in Lakhs)

Particulars	For the year ended March 31, 2026	For the year ended March 31, 2025
Profit (loss) for the year, attributable to the owners of the group	59603.60	53932.53
Earnings used in calculation of basic earnings per share(A)	59603.60	53932.53
Weighted average **number** of ordinary shares for the purpose of basic earnings per share(B)	300000000	300000000
Basic EPS(A/B) – Rs.	**19.87**	**17.98**

17. Disclosure in respect of Indian Accounting Standard (Ind AS)-37 "Provisions, Contingent Liabilities and Contingent Assets"

Contingent Liabilities

(i) Disputed Tax demand:

Disputed tax matters amounting to Rs.1804.42lakhs (Previous year Rs.6542.40lakhs) are being contested before Appellate authorities.

(ii) Contract / supply works:

Some of the contractors for construction /supply and execution of works at our projects have made claims on the groupaggregating to Rs. 6858.35 lakhs (Previous Year: Rs.6734.17 lakhs) seeking enhancement of the contract price, revision of work schedule with price escalation, compensation for extended period of work, idle charges etc. These claims are being contested by the group as being not admissible in terms of the provision of the respective contracts. The group

FINANCE & ACCOUNTS DEPT. KAMARAJAR PORT LIMITED

JASMINDER SINGH & ASSOCIATES FRN-016192N CHENNAI

is pursuing various options under the dispute resolution mechanism available in the contract for settlement of these claims. The company has deposited Rs.2860.83 lakhs in against one of the above contractor claims - refer Note No. 9.

(iii) (a)Revenue Contracts with PPP Concessionaires – M/s AECTPL:

KPL entered into a Concession Agreement with M/s. Adani Ennore Container Terminal Private Limited under PPP DBFOT mode on 15.03.2014 for the Development of Container Terminal for 30 years.

The commercial operation commenced during October 2017 for Phase I and Phase II of the project is under construction. The concessionaire had raised certain disputes and invoked Arbitration clause and issued the Arbitration notice to the group. Post constitution of Arbitration Tribunal on 1st August 2020, claims and counter claims were filed before the Arbitration Tribunal by both the Concessionaire and the group.

The nature of disputes and claims by the Concessionaire were on account of the following:

(a) Delay in Phase-I of the project is attributable to KPL
(b) Delay in Phase-II of the project is attributable to KPL and therefore milestones to be revised by KPL.
(c) L.D. in Phase I & Phase II are unenforceable and to be refunded by KPL.
(d) Issuance of consultation notice by KPL and resumption of the same are unlawful.
(e) Invocation of change in law claiming Rs.1405 Cr and extension and modification of Concession Agreement.
(f) Declaring Actual Project Cost, Estimated Project Cost and financial documents as valid & enforceable and to take on record the same by KPL.
(g) Refund of lease rentals & royalty paid by AECTPL
(h) Claim for interest.

The group has denied the claims by the concessionaire in its entirety and has preferred a counter claim amounting to Rs.167.81 lakhs.

The Arbitration Tribunal passed an award dated 28.05.2024 comprising of Majority Award and a Dissenting Award. The Majority Award has allowed all claims of the Claimant (M/s AECTPL) and disallowed all the Counter Claims filed by the Company (KPL), while the dissenting award has rejected all the claims of M/s. AECTPL and allowed all counter claims of KPL. The amount payable as per Arbitration award is Rs.1608.41 Cr. The Company has preferred statutory appeal under Section 34 of the Arbitration and Conciliation Act, 1996 challenging the Majority Award and as patently illegal and perverse under the law and the same is pending adjudication before the Single Bench of the Hon'ble Madras High Court.

(b) Revenue Contracts with PPP Concessionaires – M/s. SIOTL:

Groupentered into a License Agreement with M/s. SICAL Iron Ore terminal Agreement (SIOTL) on 11.7.2016 for "Modification of existing Iron Ore Terminal to also handle Coal" under PPP - DBFOT basis. with a capacity of 12 MTPA. The agreement was set for a 27-year tenure, with an estimated project cost of Rs. 229 crore and a revenue-sharing model of 52.524%. The project had a planned implementation period of 12 months.

FINANCE & ACCOUNTS DEPT. KAMARAJAR PORT LIMITED

JASMINDER SINGH & ASSOCIATES FRN-016192N CHENNAI

Till June 2021, 71.62% of physical work was completed. SIOTL's lenders Yes Bank and UCO Bank has declared financial defaults in December 2020, destabilizing project financing and prompting group to terminate the agreement. Following termination, asset transfer and compensation calculations faced delays due to incomplete documentation from SIOTL and subsequent legal disputes.

Meanwhile, M/s. Yes Bank Limited vide an Assignment Deed 16.12.2022, assigned its debt with respect to the Project under the License Agreement between KPL and M/S SIOTL, to M/S JC Flowers ARC. The above assignment was done by M/S Yes Bank Limited under SARFAESI Act 2002 without any intimation to / approval of KPL.

SIOTL entered the Corporate Insolvency Resolution Process (CIRP) in 2022, which later transitioned to liquidation under an NCLT order issued in June 2023. As a result:

- Project Assets remain partially under the Liquidator's control, with the berth still within grouppremises in an "as-is" condition. No commercial utilization has taken place.
- Compensation remains pending due to ongoing legal disputes.
- group has filed operational claims amounting to Rs. 65.29 crore against SIOTL, with partial admission by the Liquidator and subsequent appeal pending before NCLT.
- A Writ Appeal filed by liquidator to pay compensation as per License Agreement is pending before the High Court of Madras.
- The group approached the National Company Law Tribunal seeking a fresh valuation of the project assets.
- Pursuant to the same, a valuation exercise was conducted in October 2025 by NTCPWC, a unit of Indian Institute of Technology Madras, which determined the fair value of the assets at ₹206.89 Crore.
- However, the Tribunal, in its order, held that the earlier valuation of Rs.284.96 Cr carried out in June 2021 remains binding and operative.
- The Tribunal further observed that the Applicant is not entitled to seek a fresh valuation based on subsequent depreciation of assets.
- Accordingly, the valuation report dated June 2021 (₹284.96 Crore), also conducted by NTCPWC, IIT Madras, has been upheld as final and binding for determining the value of the project assets.
- The group, based on the legal opinion has preferred an appeal before the National Company Law Appellate Tribunal (NCLAT), Chennai Bench, under Section 61(1) of the Insolvency and Bankruptcy Code, 2016. The group is advised that the outflow of resources in settlement of the obligation is not probable, and accordingly, no provision has been recognised in the financial statements.
- The final compensation payable is as per Licence Agreement i.e. Valuation of assets or Debt Due whichever is lower.
- It is further noted that in the event the obligation was to ultimately crystallise, the amount paid would represent the cost of acquisition of the project assets being transferred to the Company, which assets would thereafter be transferred to the successor concessionaire with the cost so incurred being recovered. On a net basis, therefore, the said obligation is not expected to result in a financial outflow for the Company.

(c) National Green Tribunal (NGT):

FINANCE & ACCOUNTS DEPT. KAMARAJAR PORT LIMITED

JASMINDER SINGH & ASSOCIATES FRN-018192N CHENNAI

Original Applications were filed before the Hon'ble National Green Tribunal raising issues relating illegal discharge of fly ash by North Chennai Thermal Power Station (NCTPS) and the purported dumping of dredged soil by KPL in Buckingham Canal and Kosasthalaiyar River and the encroachment of the latter, affecting the livelihood of fishing communities. The Hon'ble NGT passed its order on 20.01.2020 directing the Company to deposit an amount of Rs.8.34 crores as interim environmental compensation for the purpose of remediation based on the Report of the Committee appointed by NGT. Aggrieved by the NGT order, Company filed a Review Application before the Hon'ble NGT. On 06.11.2020, review order was passed whereby the previous order dated 20.01.2020 was modified to the limited extent that the Company was directed to deposit a sum of Rs. 4 crores as interim compensation. On 26.12.2020, Civil Appeal was filed by the Company before the Hon'ble Supreme Court of India challenging the review order. On 05.01.2021, the Hon'ble Supreme Court has stayed the NGT orders and ordered Notice to the Respondents. The matter is pending before the Hon'ble Supreme Court for final hearing.

(d) Final Land cost to TIDCO:

TIDCO vide letter No. TIDCO/PCP/KPL/Land lease/2025 dt 19.09.2025 has informed that the final cost is refixed at Rs.18,32,464/- per acre and worked out the total amount payable is Rs.121,12,58,704/- for 661 acres. TIDCO has now requested KPL to pay balance Rs. Rs.114,57,98,504/- towards differential cost for 661 acres. The survey to assess the actual extent of land at field and the proportionate amount are in process

The final cost as per TIDCO, works out to Rs.121,12,58,704/- for 661 acres and after deducting Rs.6,54,60,200/- paid by Chennai Port Authority initially, TIDCO has now requested KPL to pay balance of Rs.114,57,98,504/- towards differential cost for 661 acres of land transferred and for the balance to be transferred to KPL.

Summary of Contingent Liabilities:

(Amount in Lakhs)

	Particulars	2025-26	2024-25
a)	Disputed Tax Demand but not acknowledged as debt	1804.42	6542.40
b)	Claims against the group not acknowledged as debt		
	- NGT	400.00	400.00
	- Contract / supply works	6858.35	6734.17
	- Final land cost to TIDCO	11457.52	-
	- SIOTL – Compensation payable *	26107.00	
	Total (a+b)	**46627.29**	**13676.57**
c)	Claims against Revenue contract with PPP Concessionaires (including interest)	162697.66	161533.31

* It is noted that in the event the obligation were to ultimately crystallise, the amount paid would represent the cost of acquisition of the project assets being transferred to the group, which assets would thereafter be transferred to the successor concessionaire with the cost so incurred being recovered therefore. On a net basis, therefore, the said obligation is not expected to result in a financial outflow for the group.

FINANCE & ACCOUNTS DEPT. KAMARAJAR PORT LIMITED

JASMINDER SINGH & ASSOCIATES CA FRN-018192N CHENNAI

18. Expected Credit Loss ('ECL')

The impairment provisions are based on an evaluation of the risk of default over the expected life of the receivables and expected timing of collection. The group uses judgement in making these assumptions and selecting the inputs to the impairment calculation, based on the group's past history of collections, customer's credit worthiness, existing market conditions as well as forward looking estimates at the end of each reporting period.

The group has used a practical expedient by computing the expected credit loss allowance for trade receivables based on a provision matrix.

The provision matrix takes into account historical credit loss experience based on past trend of outstanding receivables over a rolling period of past 33 months.

The range of provision created as a percentage of outstanding under various age groups	0.05% to 100%

(Amount in lakhs)

Movement in expected credit loss allowance	As at March 31, 2026
Balance at beginning of the year	-
Movement in expected credit loss allowance on trade receivables	24.46
Amount written off during the year	0.14
Balance at end of the year	**24.32**

Consequent to adoption of Expected Credit Loss model for assessing the impairment of Trade Receivables, provision of Expected Credit Loss is higher by Rs.24.32 lakhs for current year.

19. CWIP Ageing Schedule

(Amount in Lakhs as of March 31, 2026)

Particulars	Less than 1Year	1-2 years	2-3 years	More than 3 years	Total
Projects in Progress	35341.45	914.27	251.72	500.02	37007.47
Projects temporarily suspended	-	-	-	-	-
Total	**35341.45**	**914.27**	**251.72**	**500.02**	**37007.47**

FINANCE & ACCOUNTS DEPT. ★ KAMARAJAR PORT LIMITED ★

JASMINDER SINGH & ASSOCIATES ★ FRN-016182N ★ CHENNAI ★

(Amount in Lakhs as of March 31, 2025)

Particulars	Less than 1Year	1-2 years	2-3 years	More than 3 years	Total
Projects in Progress	7589.67	5430.07	1079.44	3606.09	17705.28
Projects temporarily suspended	-	-	-	741.58	741.58
Total	**7589.67**	**5430.07**	**1079.44**	**4347.67**	**18446.86**

Capital work-in-progress includes certain projects whose completion is overdue. Expected completion schedule of such projects are as follows:

(Amount in Lakhs)

Capital work-in-progress	**To be completed in**				
As at March 31, 2026	**Less than 1 year**	**1-2 years**	**2-3 years**	**More than 3 years**	**Total**
Projects in progress	37007.47				37007.47
Projects temporarily suspended	-				-
Total	**37007.47**				**37007.47**
As at March 31, 2025					
Projects in progress	17705.28				17705.28
Projects temporarily suspended	741.58				741.58
Total	**18446.86**				**18446.86**

20. Confirmation of balances:

Trade Receivables/Payables, Advances, GST input credit/GST and Deposits are subject to confirmation and reconciliation.

21. Capital Management:

The group's capital comprises equity share capital, retained earnings and other equity attributable to equity holders. The primary objective of group's capital management is to maximize shareholders value. The group manages its capital and makes adjustment to it in the light of the changes in economic and market conditions.

The Company monitors capital using Net Debt to equity ratio, which is net debt divided by total equity. Net debt comprises of long term and short-term borrowings less cash and bank balances. Equity includes equity share capital and reserves that are managed as capital. The Debt-equity ratio at the end of the reporting period was as follows:

FINANCE & ACCOUNTS DEPT. KAMARAJAR PORT LIMITED

JASMINDER SINGH & ASSOCIATES CA FRN.016192N CHENNAI

(Amount in Lakhs)

Particulars	As at 31st March, 2026	As at 31st March, 2025
Total Debt	44661.04	44792.11
Less: Cash and cash equivalent	18586.90	15047.35
Net Debt	**26067.54**	**29744.76**
Total Equity	**335639.25**	**305995.01**
Net debt to equity ratio	7.76%	9.72%

22. Information of Dividends paid for the year ended 31stMarch, 2026

During the year, the group paid a Final Dividend of @ 70% of Equity Share capital i.e. Rs.10/- per equity share amounting to Rs.210 Crore for the Financial year 2024-25. The group also paid an Interim Dividend for the Financial Year 2025-26@ 30% of Equity Share capital i.e. Rs.3/- per equity amounting to Rs.90 crore.

23. Additional Regulatory Information

a. Analytical Ratios

Ratio	Numerator	Denominator	As at 31st March 2026	As at 31st March 2025	% Variance *
Current Ratio	Current Assets	Current Liabilities	2.46	2.00	23.15%
Debt – Equity Ratio	Total Debts	Shareholders' equity	0.13	0.15	(13.33)%
Debt Service Coverage Ratio	Earnings for Debt Service (Profit after tax+ Depreciation+ finance cost+ Profit on sale of property, plant and equipment)	Debt Service (Interest + Principal repayments)	10.77	8.74	23.30%
Return on Equity (ROE)	Net Profit	Shareholders' equity	18.80%	18.07%	4.05%
Trade receivables turnover ratio (in times)	Income from Operations	Trade Receivables	12.17	13.48	(9.71%)
Net profit ratio	Net Profit	Total Income	46.55%	46.50%	0.13%
Return on capital employed (ROCE)	Earnings before, exceptional items and taxes	Net worth + debt	28.51%	28.46%	0.21%

All applicable ratios have been disclosed.

*** Reason for variation:**

Current ratio: increased primarily on account of increase in Cash and cash equivalents and Trade receivables.

FINANCE & ACCOUNTS DEPT. ★ KAMARAJAR PORT LIMITED ★

JASMINDER SINGH & ASSOCIATES ★ CHENNAI ★ FRN:016192N

24. ICTP – Galathea Bay:

The Ministry of Ports, Shipping and Waterways (MoPSW) in its letter No. PD-12018/1/2025-ALHW (374547) dated 17.12.2025 has appointed Kamarajar Port Limited as Concessioning Authority to carry out the development of International Container Terminal Port Project at Galathea Bay, Andaman & Nicobar Islands. The Project is awaiting approval from Cabinet Committee on Economic Affairs (CCEA).

25. New Labour Code

The Government of India has notified new Labour Codes effective from November 21, 2025. The group has evaluated the impact of the above on the employee cost and related employee benefit provisions carried as at the year end, and based on such assessment, has concluded that the same has no impact in its financial statements for the year ended March 31, 2026.

26. Additional regulatory information required by Schedule III

1. The group does not have any benami property, where any proceeding has been initiated or pending against the group for holding any benami property.

2. The group does not have any such transaction which is not recorded in the books of accounts that has been surrendered or disclosed as income during the year in the tax assessments under the Income Tax Act, 1961

3. The group has not traded or invested in Crypto currency or Virtual Currency during the financial year.

4. The group has not been declared wilful defaulter by any bank or financial institution or other lender.

5. The group has no transactions with companies struck off under Companies Act, 2013 or Companies Act, 1956.

6. There are no charges or satisfaction which are yet to be registered with the Registrar of Companies beyond the statutory period.

7. The group has complied with the number of layers prescribed under the Companies Act, 2013, read with the Companies (Restriction on number of Layers) Rules, 2017

8. No loans or advances in the nature of loans are granted to promoters, directors, KMPs and the related parties (as defined under Companies Act, 2013,) either severally or jointly with any other person.

9. The group has not entered into any scheme of arrangement which has an accounting impact on current or previous financial year.

FINANCE & ACCOUNTS DEPT. ★ KAMARAJAR PORT LIMITED ★

JASMINDER SINGH & ASSOCIATES ★ CHENNAI ★ FRN-016192N

27. The Group has opted for following exemptions with respect to disclosure of certain matters as per general requirements section of Guidance note on Division II- Ind AS Schedule III issued by ICAI Additional Information for disclosure

1. Payments to Auditors
2. Disclosures required as per the MSMED Act, 2006.

28. Previous year's figures have been regrouped wherever necessary.

29. Approval of financial statements

The financial statements were approved by the board of directors and authorised for issue on 25th May, 2026.

For Kamarajar Port Limited

J P Irene Cynthia, I.A.S.,
Chairperson & Managing Director
DIN: 08839241

For M/s. Jasminder Singh & Associates
Chartered Accountants,
FRN.016192N

Kavita Satvi
Chief Financial Officer

R. Roopa
Company Secretary &
Compliance Officer

CA. Rajat
Partner
M.No. 575195
UDIN: 26575195XIZXRL1051

Place: Chennai
Date : 25.05.2026

Form AOC- 1

(Pursuant to first proviso to sub-section (3) of section 129 read with rule 5 of Companies (Accounts) Rules, 2O14)

Statement containing salient features of the financial statement of subsidiaries or associate companies or Joint ventures

Part B Associates and Joint Venturess

Statement pursuant to Section 129 (3) of the Companies Act, 2013 related to Associate Companies and Joint Ventures

Name of Associates or Joint Ventures	**Kanniyakumari Port Limited**
1. Latest audited Balance Sheet Date	**31st March 2025**
2. Date on which the Associate or Joint Venture was associated or acquired	11.02.2019
3. Shares of Associate or Joint Ventures held by the company on the year end	
No.	20,000 Shares
Amount of Investment in Associates or Joint Venture	Rs.2,00,000/-
Extent of Holding (in percentage)	40%
4. Description of how there is significant influence	Holding more than 20% of total share capital
5. Reason why the associate/Joint venture Is not consolidated.	N/A
6. Net worth attributable to shareholding as per latest audited Balance Sheet	(10,81,766)
7. Profit or Loss for the year	
i. Considered in Consolidation	(17,537)
ii. Not Considered in Consolidation	

1. Names of associates or joint ventures which are yet to commence operations
   - **Kanniyakumari Port Limited**

2. Names of associates or joint ventures which have been liquidated or sold during the year - **Nil**

Kavita Satvi
Chief Financial Officer